

**REFAX – REVISION**

Submitted to Permit Office: DATE(mm/dd/yr) \_\_\_\_\_

Reason:      Date Extension      Route Change  
                    Dimension Change

Refaxed by Permit Office: Date \_\_\_\_\_ Time \_\_\_\_\_

**Saskatchewan Permit Office**  
**FAX: 306-775-6909**  
**EMAIL: [sgipermitoffice@sgi.sk.ca](mailto:sgipermitoffice@sgi.sk.ca)**

Note: Each application represents a single trip only. Multiple moves each require a separate application & permit.

APPLICATION DATE: \_\_\_\_\_ COMPANY: \_\_\_\_\_

CONTACT: \_\_\_\_\_ PHONE NUMBER: \_\_\_\_\_

FAX NUMBER: \_\_\_\_\_ PLATE NUMBER: \_\_\_\_\_

TYPE OF BUILDING: \_\_\_\_\_ IFTA: YES / NO

PRORATED: YES / NO     PRORATED/REGISTERED WEIGHT: \_\_\_\_\_

BEAMS & DOLLIES EQUIPPED WITH FULLY FUNCTIONING BRAKES AND SUSPENSION YES / NO

JOB # : \_\_\_\_\_ APPLICATION # (from Permit Office) \_\_\_\_\_

Start Date: \_\_\_\_\_ Completion Date: \_\_\_\_\_

Please note that a minimum of 48 hours notice must be given if the proposed route involves travel through a Rural Municipality, otherwise, 24 hours notice is required. Notice period runs between 8 am – 5 pm, Monday through Friday and does not include statutory holidays. The notice period will begin again if changes are made to dates, dimensions or route.

**\*\*The Ministry of Highways & Infrastructure website contains the full building move policy, including all conditions that must be followed during the move. The website is <http://www.highways.gov.sk.ca/trucking/> \*\***

ORIGIN: \_\_\_\_\_ DESTINATION: \_\_\_\_\_

Distance: Primary: \_\_\_\_ km Secondary: \_\_\_\_ km Municipal: \_\_\_\_ km High Clearance Corridor \_\_\_\_ km

ROUTE (Please attach a map of the proposed route if available):

---



---



---

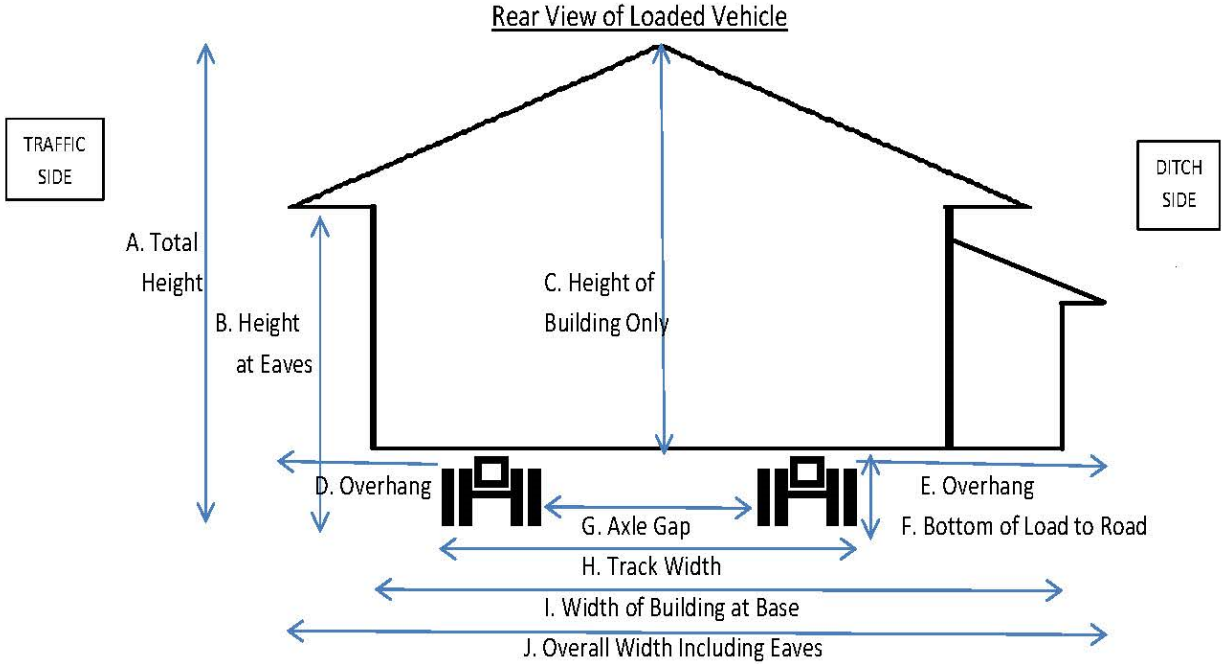


---

**RURAL MUNICIPALITIES' INVOLVED (email addresses provided by Permit Office):**

RM # \_\_\_\_\_ RM # \_\_\_\_\_ RM # \_\_\_\_\_ RM # \_\_\_\_\_ RM # \_\_\_\_\_

RM # \_\_\_\_\_ RM # \_\_\_\_\_ RM # \_\_\_\_\_ RM # \_\_\_\_\_ RM # \_\_\_\_\_

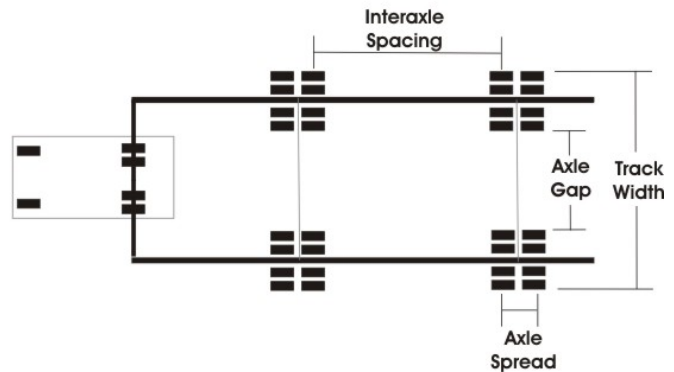
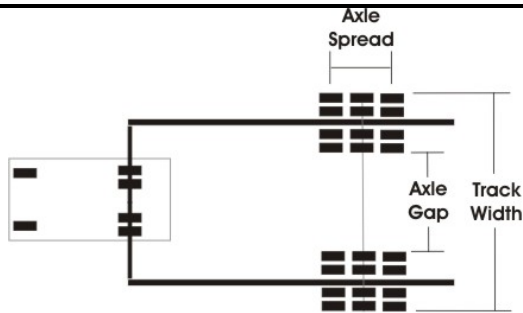


A.= _____	F.= _____	Overall Length: _____
B.= _____	G.= _____	Beam Length: _____
C.= _____	H.= _____	Length of Building at Base: _____
D.= _____	I.= _____	
E.= _____	J.= _____	

# of Axles Truck/Tractor \_\_\_\_\_ # of Dollies \_\_\_\_\_ # of Wheels per Dolly \_\_\_\_\_

Do dollies have built-in lifting capabilities?  YES  NO

Do Dollies have built-in steering capabilities?  YES  NO



Dolly Axle Combination: \_\_\_\_\_

Axle Spread: \_\_\_\_\_

Axle Gap: \_\_\_\_\_

Interaxle Spacing: \_\_\_\_\_

## GROSS VEHICLE WEIGHT

Weight can be calculated one of 2 ways:

1. A weight estimation can be determined from the crib jack gauges by using the following formula:

$$\text{Individual crib jack load weight} = \text{square inches on top of crib jack} \times \text{psi}$$

**NOTE:** - total weight can be determined by adding all of the individual crib jack weights as determined above

- weight is in pounds
- equipment (tarp weight, etc) is in addition to this estimate

2. The following formula can be used to determine an alternative weight estimation for the building structure:

$$\text{Building weight (in pounds)} = 44 \text{ lbs} \times \text{length(ft)} \times \text{width (ft)}$$

OR

$$\text{Building weight (in kilograms)} = 20 \text{ kgs} \times \text{length (ft)} \times \text{width (ft)}$$

**NOTE:** Gross vehicle weight = building weight + tare weight of truck and beams.

Legal weight (kgs):

	Steer (Truck)	Drive	16 wheel dolly	24 wheel dolly
Primary	7300	17000	17000	21000
Secondary	5500	14500	14500	20000
<b>Steer (Power Unit/Highway Tractor)</b>				
Primary	6000			
Secondary	6000			

Break down the weights as follows:

Actual GVW (kgs) \_\_\_\_\_ Prorated/Registered Weight (kgs) \_\_\_\_\_

Detail (Steer/drives etc)	Axles	# Tires	Tire Size	Axle Group Weight	Axle Spread (if 2 or more axles)	Interaxle Spacing to next group

**\*\*\*\*\*NOTE:** If the gross weight of the configuration exceeds 70,000 kgs Bridge Services approval will be required to process this application. Please ensure the application includes detailed routing information, inter-axle spacings and land locations.

Failure to supply this information will delay the approval process.

**Travel on the following two lane highways will only be allowed where there is no reasonable alternate public road available.**

- Provincial Highway #5, from Saskatoon to Humboldt
- Provincial Highway #6, from Southey to the Junction of Highway #39
- Provincial Highway #7
- Provincial Highways #10, from the Junction of Highway #1 to the Junction of Highway #15
- Provincial Highway #16, portions east of Saskatoon
- Provincial Highway #39, from the Junction of Highway #6 to the US Border

**To obtain approval for travel on a Designated Two-Lane Highway, please contact Larry Bailey at 306-787-5307 and fax your application to 306-798-0172.**

**Travel on four lane highways will only be allowed under the following conditions:**

- a) Beams and dollies equipped with fully functional brakes and suspension
- b) For beams and dollies without fully functional brakes and suspension and in excess of 7.32m width, travel will only be allowed where there is no reasonable alternate public road available.
- c) A minimum of 3 escort vehicles (one lead and two rear) are required. Additional escorts may be used as required.
- d) The unit must travel in the right lane only except for passing obstructions. All efforts shall be made to allow the left lane to remain unencumbered.

## APPROVALS

**SaskPower Approval #** \_\_\_\_\_ (required if over 5.18m high)      Fax: (306) 668-5413

**CN Approval #** \_\_\_\_\_ Name: \_\_\_\_\_ Phone: \_\_\_\_\_

**CP**      Name: \_\_\_\_\_ Phone: \_\_\_\_\_

**SaskTel**      Name: \_\_\_\_\_ Phone: \_\_\_\_\_

### PERMIT OFFICE USE ONLY

#### HIGHWAYS DISTRICTS INVOLVED:

\_\_\_\_\_ Southern Region: 306-787-4910    \_\_\_\_\_ Central Region: 306-933-5188    \_\_\_\_\_ Northern Region: 306-953-3533

Application Date: \_\_\_\_\_ Time: \_\_\_\_\_ System Permit Number: \_\_\_\_\_

Completed By: \_\_\_\_\_ Manual Permit Number: **B-**\_\_\_\_\_

**THIS FAX/EMAIL WAS SENT BY THE PERMIT OFFICE AS A COURTESY. IF YOU HAVE ANY QUESTIONS IN REGARD TO THIS MOVE, PLEASE DIRECT YOUR INQUIRIES TO THE MOVER.**

This application has been received by the Permit Office.

You will be eligible to call in to receive your permit number at \_\_\_\_\_ am / pm on \_\_\_\_\_

**ADDITIONAL APPROVALS**

**District Operations Manager Approval Required Y / N**      **Signature** \_\_\_\_\_

*Additional Notes/Conditions:*      *Date:* \_\_\_\_\_

---

---

---

**MHI Policy Approval Required Y / N**      **Signature** \_\_\_\_\_

*Additional Notes/Conditions:*      *Date:* \_\_\_\_\_

---

---

---

**Permit Office Extra Notes/Conditions:**

- Additional fees will apply for travel on High Clearance Corridor.
- Additional fees will apply for exceeding registered gross vehicle weight.

---

---

---

---

*May 2015*

*This facsimile/email is confidential and intended solely for the use of the individual or entity to whom it is addressed. If you are not the named addressee, please notify the sender immediately that you have received this fax/email by mistake, and please return the original message to us at the above address at our cost. If you are not the intended recipient you are notified that using, disclosing, copying or distributing the contents of this information is strictly prohibited.*