

Plant Disease Control

Integrated Plant Disease Management

Cereal Leaf Diseases

Cereal leaf diseases affect both the yield and quality of cereals. The following management practices are recommended for effective control of leaf diseases in all cereal crops.

- **Scouting:** Scout fields prior to, during, and following flag leaf emergence to check for disease levels. Flag and upper leaves are responsible for 50 per cent or more of grain-fill.
- **Crop Rotation:** Rotate crop types [e.g. cereal (wheat)/oilseed/cereal(barley)/pulse] to reduce the build-up of disease inoculum in crop residue. If at all possible, DO NOT seed the same crop in back to back years. When a short rotation is absolutely necessary, seed in the second year a variety that is more resistant to an anticipated disease problem.
- **Resistant Varieties:** Provincial crop/seed guides provide a comprehensive listing of the performance of adapted varieties, including their resistance status to specific diseases.
- **Foliar Fungicides:** Foliar fungicides, applied at the proper time in accordance with manufacturers' Pesticide Product labels, can control cereal leaf diseases and help to attain target yields. The greatest benefit occurs when disease pressure is high or with varieties that have poor resistance.
- **Spraying Practices:** Foliar fungicides should be applied preventively, before disease is well-established in a crop and already causing crop loss. Good spray coverage with minimal drift is essential. Ideally, the best time to spray is when the wind is light, humidity is above 60 per cent and air temperature is between 10 and 25°C.

Ergot of Cereals

Ergot is a fungal disease that affects most cereals and grasses in Canada. Ergot bodies contain toxic alkaloids; they should never be consumed by humans or fed to animals. Ergot is a particularly damaging disease of rye, and has also been observed sporadically over the years on cereals and grasses in the prairie provinces. After an ergot outbreak, crop residue and soil become contaminated with a higher load of ergot bodies, placing nearby grasses and cereal crops at greater risk of infection in the following seasons. This risk increases further when cool, moist weather conditions promote ergot spore production and/or when cereals experience an extended period of flowering or an induction of floret sterility due to any of a variety of agronomic or environmental factors. Once ergot is present, little can be done to control the disease in the field, so prevention is important. Planting seed contaminated with ergot bodies can potentially spread disease to previously clean fields and there are no seed treatments registered; therefore only clean, healthy seed should be used. During the field season, nearby grasses may be mowed to remove additional hosts. Prior to harvest, fields should be scouted to determine where ergot has developed, such as headlands, and those areas should be harvested separately. Viability of ergot bodies decreases after one to two years.

Fusarium Head Blight of Cereals

Fusarium head blight (FHB) causes a reduction in yield as a result of floret sterility and the loss of light weight cereal kernels during combining. More important is the effect on grain quality and food safety due to production of mycotoxins, including deoxynivalenol (DON) and vomitoxins. In Manitoba, FHB occurs throughout all crop regions and will damage wheat crops whenever environmental conditions favour the disease. In Saskatchewan, FHB has been established in eastern regions for several years, but occurs across the province, particularly in wet years.

- **Field Management of FHB:** Weather is by far the greatest factor in development of FHB. The disease is most likely to develop when the plants are flowering, temperatures range from 15 to 30°C and high moisture is continuous for 48 to 60 hours. If conditions remain warm and moist, the pathogen can continue to sporulate and spread to other kernels or heads. Under these optimum conditions, crop management has little impact on FHB outbreaks. Production practices, which lead to reduced tillering and shortened flowering duration, could reduce the risk period of FHB infection.
- **Crop Rotation and Crop Selection:** A break of at least one year – preferably two years – is advised between cereal, grass and corn production. In fields of wheat on wheat stubble, the incidence of FHB was about one and a half times higher than in fields of wheat planted into pulse crop residue. Regardless of the rotation, producers should consider planting cereals that are less susceptible to FHB. Results from previous years show that durum and soft white wheat varieties are more susceptible than hard red spring wheat varieties. Barley is more resistant than wheat, and oat is more resistant than either wheat or barley. Refer to provincial seed guides for FHB disease ratings for each variety. Planting two or more varieties of wheat with differing flowering times or varying planting dates will help reduce the risk of infection. Susceptible crops should not be planted on infected corn stubble. Corn trash is slower to decompose than cereal trash, and acts as a source of inoculum for a much longer time period.

Late Blight of Potatoes

One of the major threats to Manitoba and Saskatchewan's potato industry is the fungal disease late blight. At present, there is no fungicide registered for use on potatoes that is capable of eradicating the fungus from infected plants. As a result, producers are forced to adopt preventive management to control this disease. One of the main components of this strategy is the application of fungicides at specified spray intervals. This interval varies with the type of fungicide used. Shortening or lengthening of this interval should be based on current weather conditions and the status of the disease in the crop.

In Manitoba, potato producers can make use of a weather-based late blight risk forecasting program. The purpose of this program is to predict when environmental conditions are most conducive to disease development and issue warnings based on those parameters.

Accurate weather monitoring and scouting techniques are very important for achieving the most effective use of fungicides. Combining precise weather forecasting with spray interval scheduling may lower input costs for the farmer and lead to a more productive, higher quality crop. These weather monitoring systems monitor key environmental variables, such as relative humidity, temperature, leaf wetness and precipitation.

The following practices are recommended for effective disease management:

- **Scouting:** To effectively schedule preventative fungicide applications and eliminate unnecessary fungicide use, local weather forecasts should be used to identify conditions conducive to disease development. Scout fields regularly to identify diseases and pests that may be developing. Low areas in rolling or hilly fields and in wind-protected areas near trees lines should be specially checked.
- **Crop Varieties:** (*There are no known commercial resistant varieties currently available in Canada*). Where practical, the use of short season varieties may help reduce the period of use for fungicides.
- **Healthy Seed:** Obtain seed from sources with effective disease management practices. The use of certified seed is legislated in Manitoba and Saskatchewan. Grade seed carefully while cutting and discard suspicious looking tubers and seed pieces.
- **Cull Clean-up:** Avoid leaving tubers, including debris or slivers from seed cutting, in cull piles for any length of time. Follow a program of sanitation for storage facilities and equipment to eliminate sources of the disease. Dispose of cull piles in an approved manner so they DO NOT serve as a source of disease inoculum for future infections. Dispose by burying, using a cover, spreading out on the field over winter, or feeding to livestock.
- **Sanitation:** Follow a program of sanitation for storage facilities and equipment to eliminate sources of disease. Sanitation consists of cleaning and disinfecting all equipment, storage, and tools that contact potatoes from seeding through harvest and storage. Since most disinfectants are inactivated by soil and plant debris, it is essential that equipment and storage is thoroughly cleaned with a pressure washer or steam cleaner with detergent before disinfectant is applied. Treated surfaces should remain wet for at least 20 minutes for the disinfectant to destroy disease organisms.
- **Cultural Practices and Rotation:** Use proper cultural practices including a one in four-year potato crop rotation; proper hilling to reduce disease and greening in tubers; manage irrigation to avoid an excess or deficit of soil moisture; schedule irrigation throughout the day so it is not extending the natural dew period and prolonging leaf wetness; if late blight is discovered destroy hot spots of infected fields; control weed hosts (especially nightshades) and remove and destroy volunteer potatoes. Use appropriate weed control practices in rotational crops to control those weeds that may be hosts of diseases in potatoes.
- **Foliar Fungicides:** Preventative fungicide applications are most effective in controlling late blight. Follow product label guidelines for most efficient and safe use of products. Labels of newly registered products also provide information on resistance management. In this context – medium to high

risk of resistance fungicides (e.g. Group 7 – boscalid and Group 11 – strobilurins) should be rotated or mixed with low risk fungicides (e.g. mancozeb (M3) and chlorothalonil (M5)).

- **Farm Visits:** The following recommendations are provided to prevent the spread of potato diseases from field to field or between farms. All people serving the potato industry should use these sanitary practices.
 1. Contact the grower for permission to enter fields and other facilities on the farm.
 2. Keep your vehicle clean and whenever possible, avoid driving your vehicle into fields or potato handling areas.
 3. Carry a boot brush and a supply of disinfectant in your vehicle at all times. Quaternary ammonia (General Storage Disinfectant) is recommended as it is also registered for bacterial ring rot disinfection.
 4. Wear coveralls or other protective outerwear that can be discarded or disinfected regularly.
 5. Clean, washable, footwear is recommended and rubber boots are preferred.
 6. Clean, wash, and disinfect your boots thoroughly on arrival at each field/farm/storage shed and before leaving.
 7. Remove dirty outerwear, including boots before entering your vehicle.
 8. Any tools to be used during the farm call (potato forks, shovels, soil probes, knives, etc.) should be cleaned and disinfected before and after use.
 9. Maintain a detailed logbook of field/farm/storage shed visits.

Canola Diseases

Sclerotinia stem rot has been one of the most prominent diseases affecting canola in Manitoba and Saskatchewan for the past 25 years. An important factor for disease development is environmental conditions. The disease is much more widespread and severe during wet years. Fungicide applications are an important element in controlling the development and spread of sclerotinia stem rot. Fungicide spray decisions are based on soil moisture, weather conditions, crop stage and density, and disease history. The Sclerotinia resting bodies (sclerotia) require moist soil conditions for up to 10 days for germination to occur and the spore-bearing structures (apothecia) to form. Usually these conditions DO NOT occur until the crop canopy closes. The spores released from the apothecia utilize the canola petals as a food source and fall into the canola canopy where they infect plants. Lesions form up and down the stem, wilting leaves and eventually killing the plant. Fungicide should be applied between the 20 to 50 per cent flower stages to protect the petals from being colonized by the spores.

Blackleg caused by *Leptosphaeria maculans* affects canola and most crucifer field and vegetable crops. After many years of low incidences, due to resistant canola varieties grown in the prairie provinces, the disease is gaining importance again. High frequency of canola in crop rotations, accompanied by changes in the pathogen populations, has led to higher incidences and severities in some fields. For an effective control, a four-year crop rotation is highly recommended.

Clubroot is a soil-borne disease caused by a microbe, *Plasmodiophora brassicae*. Clubroot affects the roots of cruciferous field crops such as canola, mustard, and camelina, as well as

cruciferous vegetables and weeds. Clubroot has become a significant problem for canola growers in some areas of Alberta and the pathogen has been detected in Saskatchewan and Manitoba. Clubroot is a regulated pest in Saskatchewan under *The Pest Control Act*. Currently there is no provincial legislation that regulates clubroot in Manitoba.

Invasion of the interior of the host roots alters hormone balance and leads to increased cell division and growth, resulting in clubroot galls. These deformed roots have a reduced ability to absorb water and nutrients leading to stunting, wilting, yellowing, premature ripening and shrivelling of seeds. The cause of these above-ground symptoms can be confirmed by digging up suspect plants to check roots for gall formation. Clubroot affects canola yield and quality to a similar degree as other diseases affecting water and nutrient uptake, and its impact depends on soil conditions and the growth stage of the crop when infection occurs. Spore germination, infection and disease development are favoured by warm soils, high soil moisture and low soil pH; however, the disease can still occur under conditions outside of the optimum parameters. Infected roots will eventually disintegrate, releasing resting spores into the soil, which may then be transported by wind, water erosion, animals/manure, shoes/clothing, vehicles/tires or earth tag on agricultural or industrial field equipment. Resting spore numbers will decline over time when non-host crops are grown, but a small proportion can survive in soil for up to 20 years. Clubroot is primarily a soil-borne disease; it does not infect seed but it may be found in soil attached to seed or other plant parts. There are currently no seed treatments or foliar fungicides registered for control of clubroot on canola. The following best practices are recommended for prevention and management of clubroot:

1. Plant susceptible crops, including resistant varieties, no more than once every four years. Although crop rotation will not prevent the introduction of clubroot to fields that are free of the pathogen, it will restrict clubroot development by limiting the increase of clubroot resting spores and preventing the increase of clubroot inoculum, as well as help alleviate the impact of other plant pathogens.
2. Scout crops regularly and carefully.
 - Identify suspicious above-ground symptoms including wilting, stunting, yellowing and premature ripening of canola or other susceptible crops.
 - Field entrances and approaches are likely to be contaminated with clubroot spores first. Therefore, symptoms will often appear there first.
 - Confirm cause of above ground symptoms by checking the roots for galls.
 - Send sample of symptomatic plants into a commercial lab for confirmation of diagnosis.
3. Practice good sanitation by restricting movement of potentially contaminated soil to non-contaminated regions.
 - For Saskatchewan and Manitoba producers, this means restricting entry into their fields of vehicles, field machinery or oil rig equipment with earth tag from infested regions unless it has been properly sanitized. Ask questions about where the equipment is from and what sanitation measures have been used before the equipment left the infested area, dealer or auction site.
 - Cleaning steps may include: removal of crop debris and soil, washing of equipment with a power washer using

hot water or steam and misting with disinfectant (1 to 2 per cent bleach solution), followed by an additional rinse with water.

- Other agricultural products, which could carry soil, should be carefully checked for excess soil and if possible be from clubroot free areas.

For more information on clubroot, visit www.clubroot.ca, www.saskatchewan.ca, or www.gov.mb.ca/agriculture.

Pulse Crop Diseases

There are a variety of pulse crops produced in Manitoba and Saskatchewan including field pea, field bean, lentil, chickpea and soybean. Pulse crops are adapted to different regions and will require unique agronomic and disease management practices. Some diseases will attack all pulse crops, e.g. sclerotinia (white mould) and seedling/root rots caused by *Aphanomyces euteiches*, *Pythium*, *Rhizoctonia*, *Fusarium* and *Botrytis* species. Some diseases may occur on more than one type of pulse crop, but the pathogen species infecting each is often specific to that crop. This is the case for the ascochyta blights, powdery mildews and anthracnose. It is important to source information on pulse disease control from grower organizations such as the Saskatchewan Pulse Growers (www.saskpulse.com), Manitoba Pulse & Soybean Growers (www.manitobapulse.ca), provincial specialists, and field diagnostic guides. Most foliar diseases are favoured by warm, moist conditions and lush crop canopies, but root rots and powdery mildew can be present in dry years as well. In general, pulse disease management will need to include the following practices:

- **Use of clean seed and seed treatments:** Plant certified seed or seed that has been tested at an accredited lab and known to have high germination and zero or acceptable levels of seed-borne disease. Seed treatments will help protect seed and seedlings from low levels of seed-borne and soil-borne pathogens.
- **Crop Rotation:** It is important to keep at least three years between the same type of pulse crop to allow for the breakdown of crop residue on which disease pathogens survive. Longer rotations may be required for *Aphanomyces euteiches*, due to long-lived resting spores in the soil. Since there are diseases that affect more than one type of pulse crop, it is still important to maintain at least two years between different pulse crops.
- **Crop Varieties with Disease Resistance:** Refer to provincial seed guides for varieties adapted to your region. When available, choose varieties with disease resistance.
- **Scouting and Foliar Fungicide Application:** Begin crop scouting at the vegetative stages for aggressive diseases such as ascochyta blight in chickpea. Scout for other foliar diseases at early bloom, e.g. ascochyta blight and anthracnose in lentil. It is too late to apply fungicide to control sclerotinia (white mould) once symptoms are observed, and/or the canopy has closed, so forecasting to determine risk is necessary.
 - Use foliar fungicides only when disease risk and potential loss are significant. Rotate fungicides or use tank mixes from different fungicide groups to prevent development of resistant pathogen populations.

Effects of Weather

DO NOT apply foliar fungicides during periods of dead calm or when winds are gusty. Avoid application immediately after a rainfall and delay spraying if rainfall is imminent. Contact fungicides are always more sensitive to wash-off by rainfall than systemic fungicides, because their mode of action relies on drying on the leaf surface. Failure of a contact fungicide to dry on the leaf surface may result in a loss in efficacy. Systemic fungicides are less sensitive than contact fungicides, but still need sufficient drying time and be fully absorbed by plants prior to rainfall. Consult the label or product manufacturers for rainfall period for individual products.

Pathogen Resistance (Insensitivity) Management

Any fungal pathogen population may contain strains naturally insensitive to a fungicide and other fungicides within the same Group. A gradual or total loss of disease control may occur over time if these fungicides are used repeatedly in the same fields. Other resistance mechanisms that are not linked to site of action but specific for individual chemicals, such as enhanced metabolism, may also exist.

To delay fungicide resistance/insensitivity:

- Where possible, rotate the use of a fungicide, (and others within the same Group) with different Groups that control the same pathogens.
- Where possible, tank mix fungicides with a high risk of developing insensitivity with other fungicides from a different Group.
- DO NOT apply more than the maximum number of applications listed on the label. Avoid consecutive sprays of a fungicide, or other fungicides in the same Group, in a season.
- Fungicide use should be based on an integrated pest management (IPM) program that includes scouting and accurate recording related to pesticide use and crop rotation. An IPM program also considers cultural, biological and other chemical control practices.
- Monitor treated fungal populations for signs of fungicide insensitivity. If disease continues to progress after treatment with a product, DO NOT increase the use rate. Discontinue use of the product and switch to another fungicide with a different target site of action.
- Contact your local regional crops specialist or certified crop advisor for any additional pesticide management and/or IPM recommendations for specific crops and disease problems in your area.

Fungicide Modes of Action

Why are fungicides needed?

- Control of disease during crop establishment.
- Increase productivity of crop (photosynthesis) and/or reduce blemishes.
 - Maintain yield and/or market value.
- Improve storage life and quality of harvested plants / grain / produce.
 - Prevent spoilage and/or production of mycotoxins.

How do fungicides work?

There are several ways to define 'mode of action':

- **Timing:**
 - Preventative: fungicide must be present on plant surface before the pathogen and repeated applications are required to protect new growth.
 - Curative: pathogen may already be present (post-infection, pre-symptom kick-back activity).
 - Eradicant: (post-symptomatic activity).
 - Inhibitive: prevents spore germination or sporulation.
- **Placement:**
 - Contact (AKA protectant): immobile – must come in direct contact with the pathogen.
 - Systemic (AKA penetrant): mobile – can move within plant.
- **Movement:**
 - Intra-plant Movement: within crop via vapour phase or redistribution by rain.
 - Passive Absorption – by diffusion.
 - Apoplastic Movement: xylem-mobile; move within free space and cell walls, upward through the transpiration stream (with water).
 - Symplastic Movement: phloem-mobile (common characteristic of herbicides and insecticides but very few fungicides).
- **Spectrum:**
 - General, Non-specific, or Broad Spectrum: fungicide affects pathogen in multiple ways.
 - Specific or Narrow Spectrum: fungicide targets a specific metabolic site in pathogen or against critical enzyme or protein. Genetic changes or naturally insensitive fungi have a greater chance to overcome the fungicidal effect (resistance/insensitivity).
- **Composition:**
 - Inorganic Fungicides: sulfur or metal ions such as copper.
 - Organic Fungicides: contain carbon atoms.
 - Biopesticides: suppressing pest populations using naturally occurring organisms or natural products derived from plants.
- **Biochemistry:**
 - Primary basis to classify fungicides, developed by Fungicide Resistance Action Committee (FRAC) using their general Mode of Action on fungi, and their chemistry.
 - All fungicides within a group share a common mode of action and resistance mechanism.
 - Fungicides within a group may have different chemical structures.
 - Resistance management strategies required wherever resistance is known or there is a risk of resistance development
 - See Table 1.

Table 1. Fungicide Groups Based on Biochemical Mode of Action (FRAC)

Mode of Action Target	Chemical Group & Chemical Name	Resistance Risk	Foliar Fungicide Products Registered in Saskatchewan/Manitoba	Seed Treatment Products Registered in Saskatchewan/Manitoba
A. Nucleic Acid Synthesis	4. Phenyl Amides	High	Ridomil Gold/Bravo*, Ridomil Gold SL/Bravo*, Ridomil Gold 480EC, Ridomil Gold 480SL	Allegiance FL, Apron Advance*, Apron Maxx RTA*, Belmont 2.7FS, Cruiser Maxx Corn*, Cruiser Vibrance Quattro*, Dividend Extreme Fungicide*, EverGol Energy*, Helix Vibrance*, Insure Cereal*, Insure Cereal FX4*, Insure Pulse*, Interest Forte*, Lixar PRO*, Maxim Quattro*, NipsIt SUITE Cereals OF Seed Protectant*, Obex*, Prosper EverGol*, Rancona Trio*, Raxil PRO*, Raxil PRO SHIELD*, Sharda METEB 11ST*, Staxan*, Telex Fungicide, Teraxxa F4*, Trilex Component B, Trilex EverGol*, Trilex EverGol SHIELD*, Vibrance Maxx RFC/RTA*, Vibrance Maxx RFC with INTEGO Solo , Vibrance Quattro*, Vibrance Total*, Vayantis IV*, VIKING Grimstad, Zeltera Pulse Co-pack*, Zeltera Pulse*
B. Cytoskeleton and motor proteins	1. Methyl Benzimidazole Carbamates	High	None	Apron Advance*, Cruiser Maxx Corn*, Maxim Quattro*, Mertect SC, Senator PSPT, Tibet 50 SC, Vibrance Total*
	22. Benzamide	Low to Medium	Gavel 75DF*	INTEGO Solo Fungicide, Vibrance Maxx RFC with INTEGO Solo*, Zeltera Pulse Co-pack*, Zeltera Pulse*
C. Respiration	7. Carboxamides	Medium	Aprovia Top*, Cabil, Cantus WDG Fungicide, Cotegra*, Delaro Complete*, Dyax*, Elatus*, Fontelis, Kenja 400SC, Lance AG*, Lance WDG Fungicide, MIRAVIS Ace*, MIRAVIS Bold, MIRAVIS Duo*, Miravis Era*, MIRAVIS Neo 300SE*, Miravis Star*, Nexicor, Priaxor*, Prosaro PRO*, Sercadis, Shaft Fungicide, Trivapro*, Velum Rise	Cruiser Vibrance Quattro*, Ernesto Silver*, EverGol Energy*, Helix Vibrance*, Insure Cereal FX4*, Insure Pulse*, Prosper EverGol*, Rancona V RS, Rancona Trio*, Salto, Teraxxa F4*, Trilex Component A, Trilex EverGol*, Trilex EverGol Shield*, Vayantis IV*, Vibrance 500FS, Vibrance Maxx RFC/RTA*, Vibrance Maxx RFC with INTEGO Solo*, Vibrance Quattro*, Vibrance Total*, Vibrance Ultra Potato*, Vitaflo 280*, Vitaflo Fungicide*, Vitaflo SP Fungicide*, Zeltera Pulse Co-pack*, Zeltera Pulse*
	7. Pyridinyl Ethylbenzamide		Luna Tranquility*, Proline Gold*, Velum Prime	
	11 Strobilurins	High	Acapela, Azoxystrobin, Azoshy 250 SC, AZteroid FC, Cabrio Plus, Cerefit A, Custodia*, Delaro 325 SC*, Delaro Complete*, Dyax*, Elatus*, Emissarius, Evito 480, Fungtion SC*, Headline EC, MPOWER Spade, Lance AG*, Maxentis*, MIRAVIS Neo*, Nexicor*, Preach, Priaxor*, Pyraclostrobin, Quadris, Quadris Top*, Quasi, Quasimodo*, Quilt*, Raclos, Razor, Reason 500SC, Tanos*, TopNotch*, Tornado PRO*, Trivapro*, Twinline*, Veltyma*, Viatude*, VIKING Azoxystrobin, VIKING Pyraclostrobin, Zetigo PRM*, Zolera FX*	AZteroid FC, Cruiser Maxx Corn*, Insure Cereal*, Insure Cereal FX4*, Insure Pulse*, Maxim Quattro*, Obex*, Prosper EverGol*, Stadium*, Teraxxa F4*, Trilex Component A, Trilex EverGol*, Trilex EverGol SHIELD*, VIKING Grimstad*, Zeltera Pulse Co-pack*, Zeltera Pulse*
	21. Cyano-imidazole	Medium to High	Ranman 400SC, Zetigo PRM*	None
	29. 2,6-Dinitroanilines	Low	Allegro 500F	None
	45. Triazolopyrimidyl- amine	Medium to High	Zampro*	None

Table 1. Fungicide Groups Based on Biochemical Mode of Action (FRAC) continued

Mode of Action Target	Chemical Group & Chemical Name	Resistance Risk	Foliar Fungicide Products Registered in Saskatchewan/Manitoba	Seed Treatment Products Registered in Saskatchewan/Manitoba
D. Amino Acid & Protein Synthesis	9. Anilino-pyrimidine	Medium	<i>Luna Tranquility*</i> , <i>Scala SC</i>	None
E. Signal Transduction	2. Dicarboximides	Medium to High	<i>Overall 240 SC</i> , <i>Prodex SC</i>	None
	12. Phenylpyrroles	Low to Medium	<i>Miravis Star*</i>	<i>Apron Advance*</i> , <i>Apron Maxx RTA*</i> , <i>Cruiser Maxx Corn*</i> , <i>Cruiser Maxx Potato Extreme*</i> , <i>Cruiser Vibrance Quattro*</i> , <i>Helix Vibrance*</i> , <i>Maxim D*</i> , <i>Maxim MZ PSP*</i> , <i>Maxim PSP</i> , <i>Maxim Quattro*</i> , <i>Stadium*</i> , <i>Vayantis IV*</i> , <i>Vibrance Maxx RFC/RTA*</i> , <i>Vibrance Maxx RFC with INTEGO Solo*</i> , <i>Vibrance Quattro*</i> , <i>Vibrance Total*</i>
F. Lipid / Membrane Synthesis & Cell Wall Degradation	BM 02 (44). <i>Bacillus amyloliquefacien</i> , synonyms for <i>Bacillus amyloliquefaciens</i> are <i>Bacillus subtilis</i> and <i>B. subtilis</i> var. <i>amyloliquefaciens</i> (previous taxonomic classification)	Low	<i>Serenade OPTI</i> , <i>Serenade SOIL</i> , <i>Double Nickel LC</i> , <i>Double Nickel 55</i> , <i>SERIFEL</i>	None
	49. Oxysterol binding protein homologue inhibitors (OSBPI)	Medium to High	<i>Orondis Ultra*</i>	<i>Lumisena</i>
G. Sterol Biosynthesis	3. Demethylation Inhibitors	Medium	<i>Advantage Prothioconazole 480 SC</i> , <i>Advantage Prothio +Teb 250 EC</i> , <i>Advantage Tebuconazole 250</i> , <i>Aprovia Top*</i> , <i>Bumper 432 EC</i> , <i>Caramba</i> , <i>Cerefit B</i> , <i>Cevya</i> , <i>Custodia*</i> , <i>CO-OP Pivot</i> , <i>Cotegra*</i> , <i>Delaro Complete*</i> , <i>Delaro 325 SC*</i> , <i>Fitness</i> , <i>Fullback 125SC</i> , <i>Fungtion SC*</i> , <i>Holdfast</i> , <i>Hornet 432 F</i> , <i>Joust</i> , <i>Maxentis*</i> , <i>MIRAVIS Ace*</i> , <i>MIRAVIS Duo*</i> , <i>Miravis Era*</i> , <i>MIRAVIS Neo*</i> , <i>Modo</i> , <i>Nexicor*</i> , <i>Orius 430 SC</i> , <i>Palliser</i> , <i>Pavise 480SC</i> , <i>Pivot 418EC</i> , <i>Princeton</i> , <i>Proline 480SC</i> , <i>Proline GOLD*</i> , <i>Propel</i> , <i>Propi Super 25 EC</i> , <i>Propulse*</i> , <i>Prosaro PRO*</i> , <i>Prosaro XTR</i> , <i>Quadris Top*</i> , <i>Quash SC</i> , <i>Quasimodo*</i> , <i>Quilt*</i> , <i>RevyPro</i> , <i>Roxar</i> , <i>Shalimar</i> , <i>Soraduo</i> , <i>Soratel</i> , <i>Sphaerex</i> , <i>StarPro</i> , <i>Tebbie</i> , <i>TILMOR 240 EC</i> , <i>Tilt 250E</i> , <i>Toledo 250EW</i> , <i>TopNotch*</i> , <i>Tornado</i> , <i>Tornado PRO*</i> , <i>Trivapro*</i> , <i>Twinline*</i> , <i>Veltyma*</i> , <i>Viatude*</i> , <i>VIKING Propiconazole</i> , <i>VIKING Tebuconazole</i> , <i>VIKING Tromso</i> , <i>Zolera FX*</i>	<i>Cruiser Maxx Potato Extreme*</i> , <i>Cruiser Vibrance Quattro*</i> , <i>Dividend Extreme Fungicide*</i> , <i>Emesto Silver*</i> , <i>EverGol Energy*</i> , <i>Helix Vibrance*</i> , <i>Insure Cereal*</i> , <i>Insure Cereal FX4*</i> , <i>Interest Forte*</i> , <i>Lixar PRO*</i> , <i>Maxim D*</i> , <i>NipsIt SUITE Cereals</i> , <i>OF Seed Protectant*</i> , <i>Rancona V RS</i> , <i>Rancona Trio*</i> , <i>Raxil PRO*</i> , <i>Raxil PRO Shield*</i> , <i>Sharda METEB 11 ST*</i> , <i>Stadium*</i> , <i>Staxan*</i> , <i>Teraxxa F4*</i> , <i>Vibrance Quattro*</i> , <i>Vibrance Ultra Potato*</i>
H. Cell Wall Biosynthesis	40. Carboxylic Acid Amides (CAA)	Low to Medium	<i>Forum</i> , <i>Orondis Ultra*</i> , <i>Revus</i> , <i>Zampro*</i>	<i>Vibrance Ultra Potato*</i>
U. Unknown	17. Tetrazolyloximes	Not known		<i>Vayantis IV*</i> , <i>Vibrance Total*</i>
	27. Cyanoacetamide- oximes	Low to Medium	<i>Curzate</i> , <i>Tanos*</i>	None
	33. Phosphonates	Low	<i>Confine Extra</i> , <i>Phostrol</i> , <i>Rampart</i>	<i>Confine Extra</i> , <i>Rampart</i>
	NC. (Not classified) and diverse	Not known	<i>Contans WG</i> , <i>OxiDate FC</i> , <i>Regalia Maxx</i>	<i>Heads Up Plant Protectant</i> , <i>StorOx</i>

Table 1. Fungicide Groups Based on Biochemical Mode of Action (FRAC) continued

Mode of Action Target	Chemical Group & Chemical Name	Resistance Risk	Foliar Fungicide Products Registered in Saskatchewan/Manitoba	Seed Treatment Products Registered in Saskatchewan/Manitoba
M. Multi-Site Contact Activity	M1. Inorganic copper	Low	<i>Copper products, Corbanza, Cueva, HyCop, Parasol FL, Parasol WG</i>	None
	M2. Inorganic sulphur		<i>Cosavet DF Edge</i>	None
	M3. Dithiocarbamates		<i>Cabrio Plus*, Dithane Rainshield, Gavel 75DF*, Mancozeb, Manzate Pro-Stick, Manzate Max, Penncozeb 75DF, Penncozeb 80WP, Polyram DF</i>	<i>Maxim MZ PSP*, Potato ST16, Solan MZ, Tuberseal, Vitaflo 280*, Vitaflo Fungicide*, Vitaflo SP Fungicide*</i>
	M4. Phthalimides		None	<i>Agrox FL</i>
	M5. Chloronitriles		<i>Bravo 500, Bravo Zn, Chlorothalonil, Echo 720, Echo 90DF, Echo NP, Ridomil Gold/Bravo*, Ridomil Gold SL/Bravo*</i>	None

*Products contain more than one active ingredient and appear in more than one group.

Foliar Fungicide Tables*

* All foliar fungicide tables should be used only in consultation with the product labels. In case of any conflict, instructions on the label prevail.

Table 2. Foliar Fungicides for Disease Control in Potatoes

FUNGICIDES	Page	Black Dot	Botrytis Grey Mould / Botrytis Vine Rot	Brown Leaf Spot	Early Blight	Late Blight	Late Blight Tuber Rot / Tuber Blight	Pythium Leak	Pink Rot	Rhizoctonia Canker, Black Scurf, Stolon Canker, and Stem Rot	Silver Scurf	Sclerotinia stem rot
<i>Acapela</i>	530				•	•						•
<i>Allegro 500F</i>	533					•						•
<i>Aprovia Top</i>	534			3	•							
<i>Azoshy 250 SC</i>	535	•			•	•				2	2	
<i>Azteroid</i>	537									2	•	
<i>Bravo 500</i>	545		•		•	•						
<i>Bravo Zn</i>	545		•		•	•						
<i>Cabil</i>	540				•							
<i>Cantus WDG Fungicide</i>	540				•							
<i>Cevya</i>	544	3		3	•							
<i>Copper (Copper 53W, Copper Spray)</i>	547				•	•						
<i>Corbanza</i>	547				•	•						
<i>Cueva</i>	547				•	•						
<i>Curzate</i>	551					1						
<i>Diplomat 55C</i>	558				4							
<i>Dithane Rainshield</i>	576				•	•						
<i>Double Nickel LC / Double Nickel 55</i>	558				•					•		•
<i>Echo 90DF / Echo 720</i>	545		•		•	•						
<i>Elatus</i>	562									•	•	
<i>Emissarius</i>	535	•			•	•				2	2	
<i>Evito 480</i>	564	•			3	•				•		
<i>Forum</i>	567					•	•					
<i>Gavel 75 DF</i>	569				•	•						
<i>Headline EC</i>	605				•	•						
<i>HyCop</i>	547				•	•	•					
<i>Lance WDG</i>	538				•	•						
<i>LifeGard WG</i>	574				3	3						3
<i>Luna Tranquility</i>	575	4		•	•							•
<i>Manzate Pro-Stick</i>	576				•	•						
<i>Manzate Max</i>	576				•	•						
<i>MIRAVIS Duo</i>	580		3	•	•							3
<i>MPOWER Spade</i>	605				•	•						
<i>Orondis Ultra</i>	586					•						
<i>OxiDate FC</i>	587		•	•								•
<i>Parasol FL</i>	547				•	•	•					
<i>Parasol WG</i>	547				•	•	•					
<i>Penncozeb 75 DF</i>	576				•	•						
<i>Penncozeb 80WP</i>	576				•	•						
<i>Phosphorous acid (Confine Extra, Rampart)</i>	588					•			•			
<i>Phostrol</i>	589			3	3	•	•		2,3		•	
<i>Preach</i>	605				•	•						
<i>Quadris</i>	535	•			•	•				2	2	
<i>Quadris Top</i>	610	4		4	•							4
<i>Quash SC</i>	611				•							3
<i>Quasi</i>	535	•			•	•				2	2	
<i>Ranman 400SC</i>	615					•	•					
<i>Reason 500SC</i>	616				1	1						
<i>Raclas</i>	605				•	•						
<i>Razor</i>	535	•			•	•				2	2	
<i>Revus</i>	618					•						
<i>Ridomil Gold/Bravo, Ridomil Gold SL/Bravo</i>	620		•		•	•	•	3	3			
<i>Ridomil Gold 480EC, Ridomil Gold 480SL</i>	620								2			
<i>Scala SC</i>	609				1							
<i>Sercadis</i>	623				•					•		•
<i>Serifel</i>	626				3					2		
<i>Serenade OPTI</i>	624				3							3
<i>Serenade SOIL</i>	625							2	2	2		
<i>Shaft Fungicide</i>	538				•	•						
<i>Shape</i>	609				1							
<i>Tanos</i>	629				•	•						
<i>Velum Prime</i>	640	•			•							

Table 2. Foliar Fungicides for Disease Control in Potatoes *continued*

FUNGICIDES	Page	Black Dot	Botrytis Grey Mould / Botrytis Vine Rot	Brown Leaf Spot	Early Blight	Late Blight	Late Blight Tuber Rot / Tuber Blight	Pythium Leak	Pink Rot	Rhizoctonia Canker, Black Scurf, Stolon Canker, and Stem Rot	Silver Scurf	Sclerotinia stem rot
<i>Veltyma</i>	638	•		3	•							
<i>Velum Rise</i>	641	2			2					•		
<i>VIKING Pyraclostrobin Fungicide</i>	605				•	•						
<i>Zapro</i>	643					•	•					

Note: Before using any pesticide on potatoes, consult the list of Agricultural Pesticides Approved for Use, available from Simplot Canada and McCain Foods (Canada).

• Fungicide registered against the disease. Review and follow the label before application

1. Must not be used alone, only as a tank mix (consult individual labels). 2. In-furrow treatments (suppression only). 3. Suppression only (foliar application).

4. Suppression only.

Table 3. Foliar Fungicides for Disease Control in Wheat and Barley

FUNGICIDES		WHEAT									BARLEY									
	Page	Suppression of Fusarium Head Blight	Suppression of Ergot (<i>Claviceps purpurea</i>)	Powdery Mildew (<i>Blumeria graminis</i>)	Leaf Rust (<i>Puccinia recondita</i> f. sp. <i>tritici</i>)	Stem Rust (<i>Puccinia graminis</i> f. sp. <i>tritici</i>)	Stripe Rust (<i>Puccinia striiformis</i>)	Septoria Leaf Blotch Complex	Spot Blotch	Tan Spot (<i>Pyrenophora tritici-repentis</i>)	Suppression of Fusarium Head Blight	Suppression of Ergot (<i>Claviceps purpurea</i>)	Net Blotch (<i>Pyrenophora teres</i>)	Powdery Mildew (<i>Blumeria graminis</i>)	Leaf Rust (<i>Puccinia hordei</i>)	Stem Rust (<i>Puccinia graminis</i> f. sp. <i>tritici/secalis</i>)	Stripe Rust (<i>Puccinia striiformis</i>)	Scald (<i>Rhynchosporium secalis</i>)	Septoria Leaf Blotch Complex	Spot Blotch (<i>Cochliobolus sativus</i>)
<i>Accapela</i>	530			*	*		*	*		*			*	*			*	*	*	*
<i>Advantage Prothioconazole 480 SC</i>	602	*			*			1*		*	*		*					*		*
<i>Advantage Prothio +Teb 250 EC</i>	600	*			*	*	*				*				*	*	*			
<i>Advantage Tebuconazole 250</i>	630	*		*	*	*	*	1*		*		*	*	*	*	*	*	*	*	*
<i>Bravo ZN / Bravo ZNC</i>	545	*						1*		*			*	*		*	*		*	*
<i>Bumper 432 EC</i>	594			*	*	*	*	1*		*		*	*	*	*	*		*	*	*
<i>Caramba</i>	541	*		*	*	*	*	*	*	*	*	*	*	*	*	*	*	*	*	*
<i>Cerefit</i>	543			*	*	*	*			*		*	*	*	*	*	*	*	*	*
<i>CO-OP Pivot</i>	594			*	*	*	*	1*		*		*	*	*	*	*	*	*	*	*
<i>Custodia</i>	552				*	*	*	*		*		*	*	*	*	*	*		*	*
<i>Delaro 325 SC</i>	553			*	*	*	*	*		*		*	*	*	*	*	*			
<i>Delaro Complete</i>	555			*	*	*	*	*		*		*	*	*	*	*	*			
<i>Echo NP/Echo 90WSP</i>	545	*						1*		*						*	*	*	*	
<i>Evito 480</i>	564			*	*	*	*	*		*		*	*	*	*	*	*			
<i>Fitness</i>	594			*	*	*	*	1*		*		*	*	*	*	*	*		*	*
<i>Folicur</i>	630	*		*	*	*	*	1*		*		*	*	*	*	*	*	*	*	*
<i>Fungtion SC</i>	612				*		*	*		*		*		*	*	*	*	*	*	*
<i>Headline EC</i>	605			*	*		*	*	*	*		*				*	*	*		*
<i>Holdfast</i>	602	*			*			1*		*	*		*			*	*	*		*
<i>Hornet 432 F</i>	630	*		*	*	*	*	1*		*		*	*	*	*	*	*	*	*	*
<i>Joust</i>	602	*			*			1*		*	*		*		*	*	*	*		*
<i>MIRAVIS Ace</i>	578	*	*	*	*	*	*	*		*	*	*	*	*	*	*		*	*	*
<i>Miravis Era</i>	581	*			*			*		*	*	*		*		*	*	*		*
<i>MIRAVIS Neo 300SE</i>	582				*		*	*	*	*		*		*		*	*	*	*	*
<i>Modo</i>	594			*	*	*	*	1*		*		*	*	*	*	*	*	*	*	*
<i>MPOWER Spade</i>	605			*	*		*	*	*	*		*				*	*	*	*	*
<i>Nexicor</i>	585			*	*		*	*	*	*		*		*		*	*	*		*
<i>Orius 430 SC</i>	630	*		*	*	*	*	1*		*		*	*	*	*	*	*	*	*	*
<i>Palliser</i>	630	*		*	*	*	*	1*		*		*	*	*	*	*	*	*	*	*
<i>Pavise 480SC</i>	602	*			*			1*		*	*		*			*	*	*		*
<i>Pivot 418EC</i>	594			*	*	*	*	1*		*		*	*	*	*	*	*	*	*	*
<i>Priaxor</i>	590			*	*		*	*	*	*		*		*		*	*	*		*
<i>Preach</i>	605			*	*		*	*	*	*		*		*		*	*	*		*
<i>Princeton</i>	594			*	*	*	*	1*		*		*	*	*	*	*	*	*	*	*
<i>Proline 480SC</i>	602	*			*			1*		*	*		*		*	*	*	*		*
<i>Propel</i>	594			*	*	*	*	1*		*		*	*	*	*	*	*	*	*	*
<i>Propi Super 25 EC</i>	594			*	*	*	*	1*		*		*	*	*	*	*	*	*	*	*
<i>Prosaro PRO</i>	598	*	*	*	*	*	*	1*	*	*	*	*	*	*	*	*	*	*	*	*
<i>Prosaro XTR</i>	600	*		*	*	*	*	1*		*	*	*	*	*	*	*	*	*	*	*
<i>Quasimodo</i>	597				*		*	*	*	*		*		*	*	*	*	*	*	
<i>Quilt</i>	612				*		*	*	*	*		*		*	*	*	*	*	*	
<i>Raclos</i>	605			*	*		*	*	*	*		*		*		*	*	*		*
<i>Roxar</i>	622									*	*	*		*		*	*	*	*	
<i>Regalia Maxx</i>	617							*												
<i>Shalimar</i>	600	*		*	*	*	*	1*		*	*	*	*	*	*	*	*	*	*	*
<i>Soraduo</i>	600	*								*	*									
<i>Soratel</i>	602	*			*			1*		*	*	*				*	*	*		*
<i>Sphaerex</i>	627	*	*	*	*	*	*	*	*	*	*	*	*	*	*	*	*	*	*	*
<i>StarPro</i>	600	*		*	*	*	*	1*		*	*	*	*	*	*	*	*	*	*	*
<i>Tebbie</i>	630	*		*	*	*	*	1*		*		*	*	*	*	*	*	*	*	*
<i>TILMOR 240 EC</i>	633	*		*	*	*	*	1*		*		*	*	*	*	*	*	*	*	*
<i>Tilt 250E</i>	594			*	*	*	*	1*		*		*	*	*	*	*	*	*	*	*
<i>Toledo 250EW</i>	630	*		*	*	*	*	1*		*		*	*	*	*	*	*	*	*	*

Table 3. Foliar Fungicides for Disease Control in Wheat and Barley *continued*

FUNGICIDES	Page	WHEAT								BARLEY										
		Suppression of Fusarium Head Blight	Suppression of Ergot (<i>Claviceps purpurea</i>)	Powdery Mildew (<i>Blumeria graminis</i>)	Leaf Rust (<i>Puccinia recondita</i> f. sp. <i>tritici</i>)	Stem Rust (<i>Puccinia graminis</i> f. sp. <i>tritici</i>)	Stripe Rust (<i>Puccinia striiformis</i>)	Septoria Leaf Blotch Complex	Spot Blotch	Tan Spot (<i>Pyrenophora tritici-repentis</i>)	Suppression of Fusarium Head Blight	Suppression of Ergot (<i>Claviceps purpurea</i>)	Net Blotch (<i>Pyrenophora teres</i>)	Powdery Mildew (<i>Blumeria graminis</i>)	Leaf Rust (<i>Puccinia hordei</i>)	Stem Rust (<i>Puccinia graminis</i> f. sp. <i>tritici/secalis</i>)	Stripe Rust (<i>Puccinia striiformis</i>)	Scald (<i>Rhynchosporium secalis</i>)	Septoria Leaf Blotch Complex	Spot Blotch (<i>Cochliobolus sativus</i>)
TopNotch	597				•		•	•	•			•		•		•		•	•	
Tornado Pro	635				•	•	•	•	•			•	•	•	•		•	•	•	•
Trivapro	636				•	•	•	•	•											
Twinline	637	•		•	•		•	•	•	•		•		•			•	•		•
Veltyma	638				•		•	•												
VIKING Propiconazole	594			•	•	•	•	1*	•				•	•	•			•	•	•
VIKING Pyraclostrobin Fungicide	605			•	•		•	•	•			•				•		•		•
VIKING Tebuconazole	630	•		•	•	•	•	1*	•			•	•	•	•	•	•	•	•	•
VIKING Tromso	600	•		•	•	•	•	1*	•	•		•	•	•	•	•	•	•		•

Refer to product pages and labels for application information as well as expectations for control vs suppression.

¹ Septoria/Stagonospora leaf blotch complex: *some products include glume blotch in wheat.

Table 4. Foliar Fungicides for Disease Control in Oat, Rye and Triticale

FUNGICIDES	Page	OATS						RYE						TRITICALE					
		Suppression of Fusarium Head Blight	Suppression of Ergot (<i>Claviceps purpurea</i>)	Powdery Mildew (<i>Blumeria graminis</i>)	Crown Rust (<i>Puccinia coronata</i>)	Stem Rust (<i>Puccinia graminis</i> f. sp. <i>tritici</i>)	Septoria Leaf Blotch Complex	Suppression of Fusarium Head Blight	Powdery Mildew (<i>Blumeria graminis</i>)	Leaf Rust (<i>Puccinia recondita</i> f. sp. <i>tritici</i>)	Scald (<i>Rhynchosporium secalis</i>)	Stripe Rust (<i>Puccinia striiformis</i>)	Septoria Leaf Blotch Complex	Suppression of Fusarium Head Blight	Powdery Mildew (<i>Blumeria graminis</i>)	Leaf Rust (<i>Puccinia recondita</i> f. sp. <i>tritici</i>)	Stem Rust (<i>Puccinia graminis</i> f. sp. <i>secalis</i>)	Stripe Rust (<i>Puccinia striiformis</i>)	Septoria Leaf Blotch Complex
Acapela	530			*	*			*	*	*	*	*			*	*		*	*
Advantage Prothioconazole 480 SC	602				*								*			*			
Advantage Prothio +Teb 250 EC	600				*								*			*			
Advantage Tebuconazole 250	630				*	*	*									*		*	
Bravo ZN / Bravo ZNC	545																		
Bumper 432 EC	594				*		*												
Caramba	541	*			*		*	*	*	*					*	*	*	*	*
Cerefit	543				*		*												
Co-Op Pivot	594				*		*												
Custodia	552				*	*	*												
Delaro Complete	555				*	*	*									*			
Delaro 325 SC	553				*	*	*									*			
Evito 480	564				*	*	*	*	*		*	*		*	*	*	*	*	*
Fitness	594				*		*												
Folicur	630				*	*	*												
Fungtion SC	612				*		*				*		*						*
Headline EC	605				*			*	*										
Holdfast	602				*			*					*						
Hornet 432 F	630				*	*													
Joust	602				*														
MIRAVIS Ace	578	*	*		*		*												
MIRAVIS Neo 300SE	582				*		*			*	*	*							*
Modo	594				*		*												
MPOWER Spade	605							*	*										
Nexicor	585				*		*	*	*							*		*	*
Orius 430 SC	630				*	*													
Palliser	630				*	*												*	
Pavise 480SC	602				*														
Pivot 418EC	594				*		*												
Preach	605				*			*	*										
Priaxor	590				*			*	*					*	*	*		*	*
Princeton	594				*		*												
Proline 480SC	602				*			*		*		*		*		*	*	*	
Propel	594				*		*												
Propi Super 25 EC	594				*		*												
Prosaro PRO	598	*	*		*	*	*												
Prosaro XTR	600				*	*	*												
Quasimodo	597						*			*		*							*
Quilt	612				*		*		*		*	*	*						*
Raclos	605				*			*	*										
Regalia Maxx	617																		
Soratel	602				*														
Sphaerex	627	*	*		*		*	*	*		*		*	*	*	*		*	
Tebbie	630				*	*	*												
TILMOR 240 EC	633				*	*	*												
Tilt 250E	594				*		*												
Toledo 250EW	630				*	*													
TopNotch	597				*		*					*							*
Tornado	630				*	*	*												

Table 4. Foliar Fungicides for Disease Control in Oat, Rye and Triticale *continued*

FUNGICIDES	Page	OATS						RYE						TRITICALE					
		Suppression of Fusarium Head Blight	Suppression of Ergot (<i>Claviceps purpurea</i>)	Powdery Mildew (<i>Blumeria graminis</i>)	Crown Rust (<i>Puccinia coronata</i>)	Stem Rust (<i>Puccinia graminis</i> f. sp. <i>tritici</i>)	Septoria Leaf Blotch Complex	Suppression of Fusarium Head Blight	Powdery Mildew (<i>Blumeria graminis</i>)	Leaf Rust (<i>Puccinia recondita</i> f. sp. <i>tritici</i>)	Scald (<i>Rhynchosporium secalis</i>)	Stripe Rust (<i>Puccinia striiformis</i>)	Septoria Leaf Blotch Complex	Suppression of Fusarium Head Blight	Powdery Mildew (<i>Blumeria graminis</i>)	Leaf Rust (<i>Puccinia recondita</i> f. sp. <i>tritici</i>)	Stem Rust (<i>Puccinia graminis</i> f. sp. <i>secalis</i>)	Stripe Rust (<i>Puccinia striiformis</i>)	Septoria Leaf Blotch Complex
<i>Trivapro</i>	636				•	•	•						•				•		•
<i>Twinline</i>	637				•			•	•	•				•	•	•		•	•
<i>VIKING Propiconazole</i>	594				•		•												
<i>VIKING Pyraclostrobin</i>	605							•	•										
<i>VIKING Tebuconazole</i>	630				•	•	•												

Refer to product pages and labels for application information as well as expectations for control vs suppression.

Table 5. Foliar fungicides for Disease Control in Millet, Corn and Canaryseed*

FUNGICIDES	Page	MILLET	CORN						CANARYSEED
		Suppression of Fusarium Head Blight	Ear rot (<i>Fusarium/Giberella</i> spp.)	Northern Leaf Blight (<i>Setosphaeria turcica</i>)	Common Rust (<i>Puccinia sorghi</i>)	Eye Spot (<i>Aureobasidium zeae</i>)	Grey Leaf Spot (<i>Cercospora zeae-maydis</i>)	Tar spot (<i>Phyllachora maydis</i>)	Suppression of Septoria Leaf Mottle (<i>Septoria triseti</i>)
<i>Acapela</i>	530			•				•	
<i>Advantage Prothioconazole 480 SC</i>	602		•	•	•	•	•		
<i>Azoshy 250 SC</i>	535				•				
<i>Bumper 432 EC</i>	594			•	•				•
<i>Caramba</i>	541		•						
<i>Co-Op Pivot</i>	594			•	•				•
<i>Delaro Complete</i>	555			•	•	•	•	•	
<i>Delaro 325 SC</i>	553			•	•	•	•		
<i>Emissarius</i>	535								
<i>Evito 480</i>	564			•	•		•		
<i>Fitness</i>	594			•	•				•
<i>Function SC</i>	612			•	•				
<i>Headline EC</i>	605				•		•		
<i>Holdfast</i>	602	•	•	•	•				
<i>Joust</i>	602		•	•	•	•	•		
<i>MIRAVIS Neo 300SE</i>	582		•		•	•	•	•	
<i>Modo</i>	594			•	•				•
<i>MPOWER Spade</i>	605				•		•		
<i>Pavise 480SC</i>	602		•	•	•	•	•		
<i>PREACH</i>	605				•		•		
<i>Pivot 418 EC</i>	594			•	•				•
<i>Priaxor</i>	590			•	•	•	•		
<i>Princeton</i>	594			•	•				•
<i>Proline 480 SC</i>	602	•	•	•	•	•	•		
<i>Propel</i>	594			•	•				•
<i>Propi Super 25 EC</i>	594			•	•				•
<i>Quadris</i>	535				•				
<i>Quasi</i>	535				•				
<i>Quilt</i>	612			•	•				
<i>Raclos</i>	605				•		•		
<i>Soratel</i>	602		•	•	•	•	•		
<i>Tilt 250E</i>	594			•	•				•
<i>Trivapro</i>	636			•	•				
<i>Veltyma</i>	638			•	•	•	•	•	
<i>VIKING Propiconazole</i>	594			•	•				•
<i>VIKING Pyraclostrobin</i>	605				•		•		
<i>Zolera FX</i>	645			•	•	•	•		

*Refer to product pages and labels for application information as well as expectations for control vs suppression.

Table 6. Foliar Fungicides for Disease Control in Pulse Crops*

FUNGICIDES	Page	CHICKPEA					FIELD PEA					LENTIL					FABA BEAN					DRY BEAN						
		Ascochyta Blight (<i>Ascochyta rabiei</i>)	Anthracnose (<i>Colletotrichum truncatum</i>)	Grey Mould (<i>Botrytis cinerea</i>)	Powdery Mildew (<i>Erysiphe</i> spp.)	White Mould (<i>Sclerotinia sclerotiorum</i>)	Ascochyta Complex (1)	Anthracnose (<i>Colletotrichum truncatum</i>)	Downy Mildew (<i>peronospora vici</i> ae)	Grey Mould (<i>Botrytis cinerea</i>)	Powdery Mildew (<i>Erysiphe pisi</i>)	White Mould (<i>Sclerotinia sclerotiorum</i>)	Early season root rot (<i>Aphanomyces eutiches</i> , <i>Pythium ultimum</i>)	Anthracnose (<i>Colletotrichum truncatum</i> , <i>C. lentis</i>)	Ascochyta Blight (<i>Ascochyta lentis</i>)	Grey Mould (<i>Botrytis cinerea</i>)	Powdery Mildew (<i>Microspphaera</i> spp.)	White Mould (<i>Sclerotinia sclerotiorum</i>)	Ascochyta Blight (<i>Ascochyta fabae</i>)	Anthracnose (<i>Colletotrichum truncatum</i>)	Botrytis Grey Mould (<i>Botrytis</i> spp.) / Chocolate Spot	Powdery Mildew (<i>Microspphaera</i> spp.)	White Mould (<i>Sclerotinia sclerotiorum</i>)	Anthracnose (<i>Colletotrichum truncatum</i> , <i>C. lindemuthianum</i>)	Botrytis Grey Mould (<i>Botrytis cinerea</i>)	Powdery Mildew (<i>Microspphaera</i> spp.)	Rust (<i>Uromyces appendiculatus</i>)	White Mould (<i>Sclerotinia sclerotiorum</i>)
Acapela	530					•	•				•		•	•									•	•				•
Advantage Prothioconazole 480 SC	602	•											•	•								•	•					•
Allegro 500F	533																							•				•
Azoshy 250 SC	535	•					•			•			•	•			•	•					•					•
Bravo ZN	545						•																					
Bravo ZNC	545	•					•						•	•														
Bumper 432 EC	594																											
Co-Op Pivot	594																											
Copper 53W	547																							•				
Cosavet DF Edge	549									•																		
Cotegra	550	•		•		•	•				•		•		•		•						•					•
Cueva	547				•		•									•										•	•	•
Delaro Complete	555	•	•	•	•	•	•			•	•	•	•	•	•		•			•		•	•	•	•		•	•
Delaro 325 SC	553	•		•		•	•			•	•	•	•	•	•		•			•		•	•	•	•		•	•
Dyax	560	•			•	•	•			•	•	•	•	•	•		•			•		•	•		•	•	•	•
Echo NP/Echo 90WSP	545	•				•	•						•	•			•	•										
Elatius	562	•				•	•	•		•	•		•	•			•	•				•	•				•	
Emissarius	535	•					•						•	•			•	•					•				•	
Fitness	594													•													•	
Fungtion SC	612				•		•			•			•			•						•				•	•	
Headline EC	605	•					•	•		•			•	•			•				•		•		•	•	•	•
Holdfast	602	•												•														
Joust	602	•												•														
Kenja 400SC	570					•					•						•					•						•
LALSTOP Contans WG	571																										•	
Lance AG (co-pack of Lance WDG and Headline EC)	572	•		•		•	•		•	•	•		•	•	•		•											
Lance WDG Fungicide	538	•		•		•	•		•				•	•	•		•					•						•
Maxentis	577						•				•		•	•			•											
MIRAVIS Neo 300SE	582	•	•		•	•	•	•		•	•		•	•		•	•	•		•		•	•	•	•			
MPOWER Spade	605	•					•	•		•			•	•			•				•		•		•	•	•	
Parasol WG	547																						•					
Pavise 480SC	602	•												•														
Phostrol	589											•																
Pivot 418 EC	594																										•	
Preach	605	•					•		•	•			•	•			•				•		•		•	•	•	•
Priaxor	590	•		•		•	•	•		•	•		•	•	•		•	•	•	•	•	•	•	•	•	•	•	•
Princeton	594																									•	•	
Proline 480 SC	602	•		•									•	•	•		•									•	•	
Proline Gold	593	•				•	•				•		•	•			•					•	•					•
Propel	594				•					•						•					•					•	•	
Propi Super 25 EC	594				•											•					•					•	•	
Quadris	535	•					•			•			•	•			•	•					•					
Quash SC	611	•				•				•	•			•			•											•
Quasi	535	•					•			•			•	•			•						•					
Quilt	612				•		•			•			•	•		•					•					•		
Raclos	605	•					•		•				•	•			•					•		•		•	•	
Razor	535	•					•			•			•	•			•	•				•		•		•	•	
RevyPro	619	•		•	•	•	•		•	•	•		•	•	•		•	•		•			•	•	•			•
Serenade OPTI	624			•		•				•	•			•			•								•			•
Serenade SOIL	625			•		•				•	•			•			•							•				•
Shaft Fungicide	538	•					•			•				•	•						•							•
Soratel	602	•					•			•				•			•											
Tilt 250E	594				•					•						•						•				•	•	
Topnoth	597						•			•	•			•			•	•								•	•	
Veltyma	638	•			•		•		•	•			•	•		•	•				•		•				•	•

Table 6. Foliar Fungicides for Disease Control in Pulse Crops* continued

FUNGICIDES	Page	CHICKPEA					FIELD PEA					LENTIL				FABA BEAN				DRY BEAN								
		Ascochyta Blight (<i>Ascochyta rabiei</i>)	Anthracnose (<i>Colletotrichum truncatum</i>)	Grey Mould (<i>Botrytis cinerea</i>)	Powdery Mildew (<i>Erysiphe</i> spp.)	White Mould (<i>Sclerotinia sclerotiorum</i>)	Ascochyta Complex (1)	Anthracnose (<i>Colletotrichum truncatum</i>)	Downy Mildew (<i>Peronospora viciae</i>)	Grey Mould (<i>Botrytis cinerea</i>)	Powdery Mildew (<i>Erysiphe pisi</i>)	White Mould (<i>Sclerotinia sclerotiorum</i>)	Early season root rot (<i>Aphanomyces euteiches</i> , <i>Pythium ultimum</i>)	Anthracnose (<i>Colletotrichum truncatum</i> , <i>C. lentis</i>)	Ascochyta Blight (<i>Ascochyta lentis</i>)	Grey Mould (<i>Botrytis cinerea</i>)	Powdery Mildew (<i>Microsphaera</i> spp.)	White Mould (<i>Sclerotinia sclerotiorum</i>)	Ascochyta Blight (<i>Ascochyta fabae</i>)	Anthracnose (<i>Colletotrichum truncatum</i>)	Botrytis Grey Mould (<i>Botrytis</i> spp.) / Chocolate Spot	Powdery Mildew (<i>Microsphaera</i> spp.)	White Mould (<i>Sclerotinia sclerotiorum</i>)	Anthracnose (<i>Colletotrichum truncatum</i> , <i>C. lindemuthianum</i>)	Botrytis Grey Mould (<i>Botrytis cinerea</i>)	Powdery Mildew (<i>Microsphaera</i> spp.)	Rust (<i>Uromyces appendiculatus</i>)	White Mould (<i>Sclerotinia sclerotiorum</i>)
VIKING Propiconazole	594				•					•			•			•					•			•		•		
VIKING Pyraclostrobin	605	•					•							•								•			•		•	
Zetigo PRM	644																											
Zolera FX	645					•	•			•	•		•	•					•				•		•			

* Refer to product pages and labels for application information as well as expectations for control vs suppression.

¹. Ascochyta Complex in field pea may include *Mycosphaerella pinodes*, *Ascochyta pisi*, and *Phoma medicaginis* var. *pinodella*. Refer to product page and label for more information.

Table 7. Foliar Fungicides for Disease Control in Oilseed Crops*

FUNGICIDES	Page	CANOLA			MUSTARD 1*			FLAX		SUNFLOWER		SOYBEAN						
		Alternaria Black Spot (<i>Alternaria</i> spp.)	Blackleg (<i>Leptosphaeria maculans</i>)	Sclerotinia Stem Rot (<i>Sclerotinia sclerotiorum</i>)	Alternaria Black Spot (<i>Alternaria</i> spp.)	Blackleg (<i>Leptosphaeria maculans</i>)	Sclerotinia Stem Rot (<i>Sclerotinia sclerotiorum</i>)	Pasmo (<i>Septoria linicola</i>)	Sclerotinia Stem Rot (<i>Sclerotinia sclerotiorum</i>)	Rust (<i>Puccinia helianthi</i>)	Sclerotinia Stem/Head Rot (<i>Sclerotinia sclerotiorum</i>)	Phomopsis stem blight (<i>Phomopsis/Diaporthe</i> spp.)	Anthrachnose (<i>Colletotrichum truncatum</i>)	Brown Spot (<i>Septoria glycines</i>)	Cercospora Leaf Spot (<i>Cercospora kikuchii</i>)	Powdery Mildew (<i>Microsphaera diffusa</i>)	White mould (<i>Sclerotinia sclerotiorum</i>)	Frogeye leaf spot (<i>Cercospora sojina</i>)
<i>Acapela</i>	530			•				•			•			•			•	•
<i>Advantage Prothioconazole 480 SC</i>	602			•			•		•		•							
<i>Advantage Tebuconazole 250</i>	630															•		•
<i>Allegro 500F</i>	533																•	
<i>Azoshy250 SC</i>	535	•	•	•											•	•		
<i>Bumper 432 EC</i>	594		•															•
<i>CO-OP Pivot</i>	594		•															•
<i>Cotegra</i>	550			•			•				•			•			•	•
<i>Cueva</i>	547															•		•
<i>Custodia</i>	552																	•
<i>Delaro Complete</i>	555										•			•			•	•
<i>Delaro 325 SC</i>	553										•			•			•	•
<i>Double Nickel LC/Double Nickel 55</i>	558																•	
<i>Dyax</i>	560	•	•	•				•	•	•				•			•	•
<i>Elatus</i>	562										•			•	•	•		•
<i>Evito 480</i>	564			•			•		•									•
<i>Emissarius</i>	535	•	•	•											•	•		•
<i>Fitness</i>	594		•															•
<i>Fullback 125SC</i>	568													•	•			•
<i>Fungtion SC</i>	612		•									•				•		
<i>Holdfast</i>	602			•			•		•	•								•
<i>Headline EC</i>	605	•	•		•	•		•		•								•
<i>Joust</i>	602			•			•		•		•							•
<i>LALSTOP Contans WG</i>	571			•							•						•	
<i>Lance AG (co-pack of Lance WDG and Headline EC)</i>	572	•		•	•		•											
<i>Lance WDG Fungicide</i>	538	•		•	•		•				•							
<i>Maxentis</i>	577			•													•	
<i>MIRAVIS Bold</i>	579			•														
<i>MIRAVIS Neo 300SE</i>	582											•				•	•	•
<i>Miravis Star</i>	584			•														
<i>Modo</i>	594		•															•
<i>MPOWER Spade</i>	605																	•
<i>Nexicor</i>	585		•															
<i>Pavise 480SC</i>	602			•			•		•		•							
<i>Pivot 418 EC</i>	594		•															•
<i>Preach</i>	605	•	•		•	•		•		•								•
<i>Priaxor</i>	590	•	•	•	•	•	•	•	•	•				•			•	•
<i>Princeton</i>	594		•															•
<i>Proline 480 SC</i>	602			•			•		•	•	•							•
<i>Proline Gold</i>	593			•														
<i>Propel</i>	594	•					1*								•	•		•
<i>Propi Super 25 EC</i>	594		•												•	•		•
<i>Quadris</i>	535	•	•	•											•	•		
<i>Quash SC</i>	611			•						•	•							
<i>Quasi</i>	535	•	•	•											•	•		
<i>Quilt</i>	612		•									•				•		
<i>Raclos</i>	605	•	•		•	•		•		•								•
<i>Razor</i>	535	•	•	•											•	•		
<i>Serenade OPTI</i>	624			•										•			•	•
<i>Serenade SOIL</i>	625			•										•			•	•
<i>Soratel</i>	602			•			•		•									•
<i>Shaft Fungicide</i>	538	•		•	•		•				•							
<i>Tebbie</i>	630															•		•
<i>Tilt 250E</i>	594		•												•	•		•
<i>Toledo 250EW</i>	630															•		•

Table 7. Foliar Fungicides for Disease Control in Oilseed Crops* continued

FUNGICIDES	Page	CANOLA			MUSTARD 1*			FLAX		SUNFLOWER		SOYBEAN							
		Alternaria Black Spot (<i>Alternaria</i> spp.)	Blackleg (<i>Leptosphaeria maculans</i>)	Sclerotinia Stem Rot (<i>Sclerotinia sclerotiorum</i>)	Alternaria Black Spot (<i>Alternaria</i> spp.)	Blackleg (<i>Leptosphaeria maculans</i>)	Sclerotinia Stem Rot (<i>Sclerotinia sclerotiorum</i>)	Pasmo (<i>Septoria linicola</i>)	Sclerotinia Stem Rot (<i>Sclerotinia sclerotiorum</i>)	Rust (<i>Puccinia helianthi</i>)	Sclerotinia Stem/Head Rot (<i>Sclerotinia sclerotiorum</i>)	Phomopsis stem blight (<i>Phomopsis/Diaporthe</i> spp.)	Anthracnose (<i>Colletotrichum truncatum</i>)	Brown Spot (<i>Septoria glycines</i>)	Cercospora Leaf Spot (<i>Cercospora kikuchii</i>)	Powdery Mildew (<i>Microsphaera diffusa</i>)	White mould (<i>Sclerotinia sclerotiorum</i>)	Frogeye leaf spot (<i>Cercospora soja</i>)	
<i>Topnotch</i>	597																		
<i>Tornado</i>	630																		
<i>Trivapro</i>	636																		
<i>Veltyma</i>	638		•			•		•					•			•		•	
<i>Viatude</i>	642			•													•		
<i>VIKING Propiconazole</i>	594		•												•	•		•	
<i>VIKING Pyraclostrobin</i>	605																	•	
<i>VIKING Tebuconazole</i>	630															•		•	
<i>Zetigo PRM</i>	644		•																

* Refer to product pages and labels for application information as well as expectations for control vs suppression.

1* Some products are registered for use on only specific mustard types. Refer to label for details.

Table 8. Foliar Fungicides for Disease Control in Special Crops and Forages

Fungicides	Page	ALFALFA FOR SEED					NON-GRASS ANIMAL FEED		SEED GRASSES		TIMOTHY	CORIANDER	CARAWAY		HEMP	
		Blossom Blight (<i>Botrytis cinerea</i> / <i>Sclerotinia sclerotiorum</i>)	Common Leaf Spot (<i>Pseudopeziza medicaginis</i>)	Leaf Spot (<i>Leptosphaerulina trifolii</i> / <i>briosiani</i>)	Spring Black Stem (<i>Phoma medicaginis</i>)	Sclerotinia Stem Rot (<i>Sclerotinia trifolii-orum</i> / <i>sclerotiorum</i>)	Common Leaf Spot (<i>Pseudopeziza medicaginis</i>)	Blossom Blight (<i>Sclerotinia sclerotiorum</i>)	Leaf and Stem Rusts (<i>Puccinia</i> spp.)	Powdery Mildew (<i>Erysiphe graminis</i>)	Purple Eye Spot (<i>Cladosporium phlei</i>)	Blossom Blight	Ascochyta Blight (<i>Ascochyta</i> sp.)	Blossom Blight	White Mold (<i>Sclerotinia sclerotiorum</i>)	Grey mold (<i>Botrytis cinerea</i>)
<i>Acapela</i>	530	•														
<i>Azoshy 250 SC</i>	535											•				
<i>CO-OP Pivot</i>	594										•					
<i>Delaro 325 SC</i>	553	•														
<i>Dyax</i>	560	•	•													
<i>Double Nickel LC/ Double Nickel 55</i>	558														•	•
<i>Emissarius</i>	535											•				
<i>Fitness</i>	594										•					
<i>Fontelis</i>	566					•										
<i>Headline EC</i>	605		•						•	•	•					
<i>Lance AG (co-pack of Lance WDG and Headline EC)</i>	572	•	•	•	•											
<i>Lance WDG fungicide</i>	538	•	•	•	•								•	•		
<i>Lifegard WG</i>	574														•	•
<i>MPOWER Spade</i>	605		•						•	•	•					
<i>Pivot 418 EC</i>	594										•					
<i>Preach</i>	605		•						•	•	•					
<i>Priaxor</i>	590	•	•				•	•	•	•						
<i>Propel</i>	594										•					
<i>Propi Super 25 EC</i>	594										•					
<i>Quadris</i>	535											•		•		
<i>Quasi</i>	535											•				
<i>Raclos</i>	605		•						•	•	•					
<i>Razor</i>	535											•		•		
<i>Serenade SOIL</i>	625	•														
<i>Shaft Fungicide</i>	538	•	•	•	•											
<i>Tilt 250E</i>	594										•					
<i>VIKING Propiconazole</i>	594										•					
<i>VIKING Pyraclostrobin</i>	605		•						•	•						

Refer to product pages and labels for application information as well as expectations for control vs suppression.

Foliar Fungicide Product Pages

Acapela

Fungicide Group

11

Company:

Corteva Agriscience (PCP#30470)

Formulation:

250 g/L picoxystrobin formulated as a suspension concentrate.

- Container sizes – 2 x 9.6 L, 115.2 L tote

Crops, Diseases, Rates and Timing:

Crop	Diseases	Application Rate (per acre)	Application Timing
Chickpea, dry bean, faba bean	Suppression of white mould (<i>Sclerotinia sclerotiorum</i>) Control of anthracnose (<i>Colletotrichum lindemuthianum</i>) in dry bean	350 mL	Make initial application at early bloom and follow with second application 7 to 10 days later at full bloom.
Field pea	Suppression of mycosphaerella blight (<i>Mycosphaerella pinodes</i>)	240 to 350 mL	Begin applications prior to disease development and continue on a 7 to 14 day interval. Use higher rate and shorter interval when disease pressure is high.
	Suppression of white mould (<i>Sclerotinia sclerotiorum</i>)	350 mL	Make initial application at early bloom and follow with second application 7 to 10 days later at full bloom.
Lentil	Control of anthracnose (<i>Colletotrichum truncatum</i>), ascochyta blight (<i>Ascochyta lentis</i>)	240 to 350 mL	Begin applications prior to disease development and continue on a 7 to 14 day interval. Use higher rate and shorter interval when disease pressure is high.
	Suppression of white mould (<i>Sclerotinia sclerotiorum</i>)	350 mL	Make initial application at early bloom and follow with second application 7 to 10 days later at full bloom.
Wheat	Control of leaf rust (<i>Puccinia recondita</i>)	120 mL	Begin application prior to disease development. For early application apply at Zadok's stage 12-36.
	Suppression of tan spot (<i>Pyrenophora tritici-repentis</i>), Septoria leaf blotch (<i>Septoria tritici</i>)		
	Control of leaf rust (<i>Puccinia recondita</i>), stripe rust (<i>Puccinia striiformis</i>), septoria leaf blotch (<i>Septoria tritici</i>), powdery mildew (<i>Erysiphe graminis</i>), tan spot (<i>Pyrenophora tritici-repentis</i>)	175 to 350 mL	Begin applications prior to disease development and continue on a 7 to 14 day interval. Use higher rate and shorter interval when disease pressure is high. For optimizing yield and flag leaf disease control, apply <i>Acapela</i> at Zadok's stage 39-41 (flag leaf out stage).
Barley	Control of scald (<i>Rhynchosporium secalis</i>)	120 mL	Begin application prior to disease development. For early application apply at Zadok's stage 12-36.
	Suppression of septoria leaf blotch (<i>Septoria tritici</i>), net blotch (<i>Pyrenophora teres</i>)		
	Control of septoria leaf blotch (<i>Septoria tritici</i>), powdery mildew (<i>Erysiphe graminis</i>), stripe rust (<i>Puccinia striiformis</i>), net blotch (<i>Pyrenophora teres</i>), scald (<i>Rhynchosporium secalis</i>)	175 to 350 mL	Begin applications prior to disease development and continue on a 7 to 14 day interval. Use higher rate and shorter interval when disease pressure is high. For optimizing yield and flag leaf disease control, apply <i>Acapela</i> at Zadok's stage 39-41 (flag leaf out stage).
Oats	Control of powdery mildew (<i>Erysiphe graminis</i>), stripe rust (<i>Puccinia striiformis</i>), crown rust (<i>Puccinia coronata</i> f.sp. <i>avenae</i>)	175 to 350 mL	Begin applications prior to disease development and continue on a 7 to 14 day interval. Use higher rate and shorter interval when disease pressure is high. For optimizing yield and flag leaf disease control, apply <i>Acapela</i> at Zadok's stage 39-41 (flag leaf out stage).

Crop	Diseases	Application Rate (per acre)	Application Timing
Rye	Control of scald (<i>Rhynchosporium secalis</i>), leaf rust (<i>Puccinia recondita</i>)	120 mL	Begin application prior to disease development. For early application apply at Zadok's stage 12-36.
	Suppression of septoria leaf blotch (<i>Septoria tritici</i>)		
	Control of leaf rust (<i>Puccinia recondita</i>), stripe rust (<i>Puccinia striiformis</i>), septoria leaf blotch (<i>Septoria tritici</i>), powdery mildew (<i>Erysiphe graminis</i>), scald (<i>Rhynchosporium secalis</i>)	175 to 350 mL	Begin applications prior to disease development and continue on a 7 to 14 day interval. Use higher rate and shorter interval when disease pressure is high. For optimizing yield and flag leaf disease control, apply <i>Acapela</i> at Zadok's stage 39-41 (flag leaf out stage).
Triticale	Control of leaf rust (<i>Puccinia recondita</i>)	120 mL	Begin application prior to disease development. For early application apply at Zadok's stage 12-36.
	Suppression of septoria leaf blotch (<i>Septoria tritici</i>)		
	Control of leaf rust (<i>Puccinia recondita</i>), stripe rust (<i>Puccinia striiformis</i>), septoria leaf blotch (<i>Septoria tritici</i>), powdery mildew (<i>Erysiphe graminis</i>)	175 to 350 mL	Begin applications prior to disease development and continue on a 7 to 14 day interval. Use higher rate and shorter interval when disease pressure is high. For optimizing yield and flag leaf disease control, apply <i>Acapela</i> at Zadok's stage 39-41 (flag leaf out stage).
Corn (field corn, sweet corn, seed popcorn)	Control of northern leaf blight (<i>Setosphaeria turcica</i> , <i>Exserohilum turcicum</i>)	215 to 325 mL	Begin applications prior to disease development and continue on a 7 to 14 day interval. Use higher rate and shorter interval when disease pressure is high.
	Suppression of tar spot (<i>Phyllachora maydis</i>) in corn	325 mL	
Soybean	Control of brown spot (<i>Septoria glycines</i>); frogeye leaf spot (<i>Cercospora soja</i>)	175 to 350 mL	Begin applications prior to disease development and continue on a 7 to 14 day interval. Use higher rate and shorter interval when disease pressure is high.
	Suppression of white mould (<i>Sclerotinia sclerotiorum</i>)	350 mL	Initial preventative application at 100% bloom (1 flower blooming on all plants) and follow with second application 7 to 10 days later at full bloom.
Canola	Control of sclerotinia stem rot (<i>Sclerotinia sclerotiorum</i>)	325 to 485 mL	Apply at 20 to 50% bloom prior to disease development. Under high disease pressure, make a second application of another fungicide from a different fungicide group, 7 to 14 days later. Use the higher rate or shorter interval when disease pressure is high.
Flax	Control of pasmo (<i>Septoria linicola</i>)	240 to 355 mL	Begin application prior to disease development or 7 to 10 days after flower initiation (roughly 20% bloom) and continue on a 7 to 14 day interval. Use higher rate and shorter interval when disease pressure is high.
Potatoes	Early blight and white mould Late blight	240 to 400 mL 180 to 400 mL	Begin applications prior to disease development and continue on a 7 to 10 day interval. Use higher rate and shorter interval when disease pressure is high.
Sunflower	Control of Alternaria leaf spot, stem canker, black stem	240 to 350 mL	Begin applications prior to disease development and continue on a 7 to 10-day interval. Use higher rate and shorter interval when disease pressure is high.
	Suppression of Sclerotinia head and stem rot	325 to 400 mL	
Alfalfa	Common leaf spot (<i>Pseudopeziza medicaginis</i>) and Stemphylium leafspot (<i>Stemphylium botryosum</i>)	178 to 365 mL	Begin applications in the spring at green-up and once 1 to 3 new leaves have grown after each cutting. Initiate applications prior to disease development and no later than 14 days prior to cutting. Use higher rate and shorter interval when disease pressure is high.
Grass grown for seed	Yellow Rust (<i>Puccinia striiformis</i> f. sp. <i>poae</i>)	178 to 365 mL	Begin applications prior to disease development and continue on a 7 to 14 day interval. Use higher rate and shorter interval when disease pressure is high.

Application Information:

- **Water Volume:** Use sufficient water to obtain thorough coverage of plants.
 - **Ground:** minimum 45 L per acre.
 - **Aerial:** minimum 20 L per acre.

How it Works:

The active ingredient picoxystrobin is a broad spectrum strobilurin fungicide and is to be used as a preventative application when environmental conditions are favorable for disease development. Picoxystrobin has curative and locally systemic activity. Refer to "Fungicide Modes of Action" in the Plant Disease Control section for more information.

Tank Mixes:

Herbicides: *Travallas* spring wheat (including durum) and barley.

Insecticide: *Delegate* on corn

Corteva Agriscience supports the following mixes that are not on the *Acapela* label. Please carefully review and follow the label of both products before mixing.

- **Herbicides:** *Assure II*, *Barricade II*, *Refine SG +/- Perimeter II*
- **Insecticides:** *Coragen*
- **Fungicides:** *Cerefit B* (wheat, barley, oats)

Restrictions:

- **Resistance management:** Refer to "Pathogen Resistance" in the Plant Disease Control section for more information.
- **Maximum number of applications:**
 - **Dry legumes and canola** – DO NOT exceed 1 application before switching to a fungicide with a different mode of action; maximum season use rate is 700 mL per acre.
 - **Cereal grains, soybean** – DO NOT exceed 1 application before switching to a fungicide with a different mode of action; maximum season use rate is 1100 mL per acre.
 - **Corn** – DO NOT exceed 1 application before switching to a fungicide with a different mode of action; maximum season use rate for field, seed or popcorn is 1100 mL per acre and sweet corn is 1400 mL per acre.
 - **Flax** – DO NOT exceed 1 application before switching to a fungicide with a different mode of action; maximum season use rate is 700 mL per acre.
 - **Potatoes** – DO NOT exceed 2 application before switching to a fungicide with a different mode of action; maximum season use rate is 1100 mL per acre.
 - **Sunflowers** – DO NOT exceed 1 application before switching to a fungicide with a different mode of action; maximum season use rate is 1100 mL per acre.
 - **Alfalfa and grass grown for seed** – DO NOT exceed 2 sequential applications before switching to a fungicide with a different mode of action registered for the same use. Maximum seasonal use rate is 1100 mL per acre.
- **Grazing:**
 - **Grass grown for seed** – The harvest of forage is permitted immediately after a single application. The cutting of hay is permitted immediately following multiple applications. Maximum seasonal use rate is 1100 mL per acre.
- **Preharvest interval:**
 - **Dry legumes and soybean** – 14 days
 - **Cereal grains** – 45 days (7 days for forage, 14 days for hay)
 - **Corn** – 7 days
 - **Canola** – 28 days
 - **Flax** – 28 days
 - **Potatoes** – 3 days
 - **Sunflowers** – 7 days
 - **Alfalfa** – 14 days
 - **Grass grown for seed** – 0 days
- **Restricted Entry Interval:** DO NOT re-enter treated areas within 12 hours of application.
- **Re-cropping:** Crops that are on the product label may be replanted immediately after harvest. All other crops – 10 months following last application of picoxystrobin.
- **Storage:** Store product in original container only, away from other pesticides, fertilizer, food or feed. Not for use or storage in or around the home. Keep container closed. To prevent contamination, store this product away from food or feed.
- **Environment:** Observe prescribed buffer zones. Minimize off-target drift to reduce the effects on beneficial insects at the field boundary. DO NOT apply to areas prone to run-off and delay spraying if heavy rainfall is forecast.

Hazard Rating:

None listed.

Refer to the Introduction for an explanation of the symbols.

Allegro 500F

Fungicide Group
29

Company:

Syngenta Canada (PCP#27517)

Formulation:

40% fluazinam.

- Container size – 2 x 10 L

Crops, Diseases, Rates and Timing:

Crop	Diseases	Application Rate (per acre)	Application Timing
Potato	Late blight (<i>Phytophthora infestans</i>)	160 mL	Begin applications when plants are 15 to 20 cm tall or when conditions favour disease development. Repeat application at 7 to 10 day intervals.
	Sclerotinia stem rot (<i>Sclerotinia sclerotiorum</i>)	160 to 240 mL	Begin applications at full bloom. Repeat application intervals of 7 to 10 days.
Dry bean	White mould (<i>Sclerotinia sclerotiorum</i>), Anthracnose (<i>Colletotrichum lindemuthianum</i>)	240 to 405 mL	For control of white mold make the first application at 10 to 30% bloom (e.g. when 10 to 30% of the plants have at least one (1) open bloom). If needed, a second application may be applied 7 to 10 days later. For control of Anthracnose make first application at 10-30% bloom (e.g. when 10 to 30% of the plants have at least (1) open bloom). If needed, a second application may be applied 10 to 14 days later. Under conditions favorable for severe disease development use the higher rate.
Soybean	White mould (<i>Sclerotinia sclerotiorum</i>)	180 to 470 mL	For suppression of white mould use 180 mL rate. For control of white mould use 355 to 470 mL rate. Begin application at the R1 (early bloom) to R2 (full bloom) stage of development and if needed, again 10 to 14 days later at early pod formation (R3).

Application Information:

- **Water Volume:**
 - **Ground:** 80 to 240 L per acre. Spray volumes vary with amount of plant growth; apply in sufficient water to obtain adequate coverage of foliage.
 - **Aerial:** For potatoes, soybean and dry bean minimum of 18 L per acre.

How it Works:

The active ingredient fluazinam is a pyridinamine fungicide with contact activity. Refer to "Fungicide Modes of Action" in the Plant Disease Control section for more information.

Tank Mixes:

Note: Syngenta Canada supports the following mixes that are not on the *Allegro 500F* label. Apply mixes according to the most restrictive use limitations for either product:

- **Herbicides:** *Reglone* (potato)
- **Fungicides:** *Quadris*
- **Insecticides:** *Matador* (dry bean)"

Restrictions:

- **Resistance management:** Refer to "Pathogen Resistance" in the Plant Disease Control section for more information.
- **Maximum number of applications:**
 - **Bean and soybean** – DO NOT exceed 2 applications of this product per season.
 - **Potato** – DO NOT exceed 3 consecutive applications or 10 total applications of this product per season.
- **Grazing:** No restrictions listed.
- **Preharvest interval:** 14 days (potatoes); 30 days (dry bean). DO NOT apply after growth stage R3, early pod formation in soybean.
- **Restricted Entry Interval:** DO NOT re-enter treated areas within 24 hours of application.
- **Re-cropping:** Can be replanted with potatoes as soon as practical after the last application, 30 days for other root crops and leafy vegetables, and 70 days for all other crops. Fluazinam will carry over, DO NOT use in areas treated with this product during the previous season.

- **Storage:** Store product in a dry place separate from other pesticides, fertilizer, food, and feed.
- **Environment:** DO NOT contaminate aquatic habitats when cleaning and rinsing spray equipment or containers. DO NOT overspray non-target terrestrial or aquatic habitats.

Hazard Rating:



Caution – Poison



Warning – Skin Irritant
Potential Skin Sensitizer

Refer to the Introduction for an explanation of the symbols.

Aprovia Top

Fungicide Group
7, 3

Company:

Syngenta Canada (PCP#31526)

Formulation:

78 g/L benzovindiflupyr and 117 g/L difenoconazole formulated as an emulsifiable concentrate.

- Container size – 4 x 3.78 L

Crops, Diseases, Rates and Timing:

Crop	Diseases	Application Rate (per acre)	Application Timing
Potato	Control of early blight (<i>Alternaria solani</i>) Suppression of brown spot (<i>Alternaria solani</i>)	260 to 390 mL	Begin applications prior to disease development and continue throughout the season on a 7 to 14 day interval. For early blight, use the high rate and short application interval under high disease pressure. Make no more than two consecutive applications before switching to a non-Group 7 and 3 fungicide.

Application Information:

- **Water Volume:**
 - **Ground:** Use a minimum water volume of 60 L per acre
 - **Aerial:** Use a minimum water volume of 20 L per acre

How it Works:

The active ingredient benzovindiflupyr is a succinate dehydrogenase inhibitor (SDHI) fungicide with broad spectrum activity. The active ingredient difenoconazole is a demethylation inhibitor (DMI) fungicide. Refer to "Fungicide Modes of Action" in the Plant Disease Control section for more information..

Tank Mixes:

None registered.

Restrictions:

- **Resistance management:** Refer to "Pathogen Resistance" in the Plant Disease Control section for more information.
- **Maximum number of applications:** DO NOT make more than 2 applications by air or more than 4 applications by ground. If applications are made by one method (ground or air), all consecutive applications must be made by the same method. It is not acceptable to mix aerial and ground applications in the same calendar year.
- **Grazing:** No restrictions listed.
- **Preharvest interval:** 14 days.
- **Restricted Entry Interval:** DO NOT re-enter treated areas within 12 hours of application.
- **Re-cropping:** There is no plant back restriction for potatoes, tuberous and corm vegetables, fruiting vegetables, cucurbit vegetables and plants in the rapeseed sub group. A plant back restriction of 60 days is required for cereals (wheat, barley, oats, rye, triticale) and corn. A plant back restriction of 6 months (180 days) is required for all other crops intended for food and feed.
- **Storage:** Keep in original container, tightly closed, during storage. Store in a cool, dry, well-ventilated area away from feed and foodstuffs and out of the reach of children and animals. To prevent contamination, store this product away from food or feed.
- **Environment:** Toxic to aquatic organisms and non-terrestrial plants. Observe buffer zones outlined in the label.

Hazard Rating:

Danger Poison – Eye Irritant

Refer to the Introduction for an explanation of the symbols.

Azoxystrobin

Fungicide Group

11

*Quasi, Quadris, Azoshy 250 SC, Emissarius, Razor 250 SC, VIKING Azoxystrobin***Company:**UAP Canada (*Emissarius* – PCP # 33729)Syngenta Canada (*Quadris* – PCP#26153)Sharda Crop Chem Canada (*Azoshy 250 SC* – PCP#32263)AgraCity Crop & Nutrition Ltd. (*Quasi* – PCP#33807)Viking Crop Production Partners Inc. (*VIKING Azoxystrobin Fungicide* – PCP # 34771)Albaugh (*Razor* – PCP#34408)**Formulation:**

250 g/L azoxystrobin formulated as a flowable suspension or emulsifiable concentrate.

- Container sizes – *Azoshy 250 SC* (4 x 3.78 L case); *Emissarius* (4 x 3.78 L case); *Quadris* (4 x 3.78L); *Quasi* (8L; 100L; 1,000L); *Razor* (4 x 3.79 L); *VIKING Azoxystrobin* (2 X 8 L, 120 L, 1000 L)

Crops, Diseases, Rates and Timing:

Crop	Diseases Controlled	Application Rate (per acre)	Application Timing
Dry bean	Anthrachnose (<i>Colletotrichum lindemuthianum</i>), ascochyta blight (<i>Ascochyta</i> spp.)	200 mL	Apply before disease is established and no later than onset of flowering; make second application 10 to 14 days later.
Chickpea, faba bean	Ascochyta blight (<i>Ascochyta</i> spp.), anthracnose (<i>Colletotrichum</i> spp.)	200 mL	Apply before disease is established and no later than onset of flowering; make second application 10 to 14 days later.
Lentil	Anthrachnose (<i>Colletotrichum truncatum</i>), ascochyta blight (<i>Ascochyta lentis</i>) Suppression of white mould (<i>Sclerotinia sclerotiorum</i>)*	200 mL	Apply before disease is established and no later than onset of flowering; make second application 10 to 14 days later.
Field pea	Mycosphaerella blight (<i>Mycosphaerella pinodes</i>), powdery mildew (<i>Erysiphe pisi</i>), anthracnose (<i>Colletotrichum</i> spp.), ascochyta blight (<i>Ascochyta</i> spp.)	200 mL	Apply before disease is established and no later than onset of flowering; make second application 10 to 14 days later.
Soybean	Powdery mildew (<i>Microsphaera diffusa</i>), cercospora leaf spot (<i>Cercospora kikuchii</i>)	200 mL	Apply at the R1 to R3 stage, or when 5% disease in the field; make second application 14 days later.
Canola	Blackleg (<i>Leptosphaeria maculans</i>)	200 mL	Apply at the 2 to 6 leaf stage.
	Sclerotinia stem rot (<i>Sclerotinia sclerotiorum</i>)	280 to 400 mL	Apply at early bloom (prior to 30% bloom). This timing will also suppress alternaria black spot. Use the higher rate if there is a history of sclerotinia infection in the area and when conditions favour development.
	Alternaria black spot (<i>Alternaria brassicae</i> , <i>A. raphani</i>)	200 mL	Apply at pod stage (90% petal fall).
Corn	Rust (<i>Puccinia sorghi</i>)	180 mL	Apply before disease is established and make second application 7 to 14 days later.

Crop	Diseases Controlled	Application Rate (per acre)	Application Timing
Coriander (for seed production)** and caraway (for caraway <i>Quadris</i> and <i>Razor</i> only)**	Blossom blight (<i>Aureobasidium</i> spp.)	180 to 450 mL	Apply once prior to disease establishment. Use higher rate if a high disease pressure is present.
Potato	Early blight (<i>Alternaria solani</i>)	200 to 320 mL	Apply prior to disease development and repeat on a 7 to 14 day interval. Use the higher rate if extending treatment interval to 14 days. Apply in alternation with fungicides with a different mode of action. If late blight becomes established, discontinue use of azoxystrobin and use alternative fungicides.
	Late blight (<i>Phytophthora infestans</i>)	320 mL	
	Rhizoctonia stem rot, stolon canker, black scurf (<i>Rhizoctonia solani</i>), silver scurf (<i>Helminthosporium solani</i>)	4 to 6 mL per 100 m of row	Apply once as an in-furrow spray in 20 to 56 L/acre water at planting. Mount the spray nozzle so that spray is directed into the furrow as a 15 to 20 cm band just before the seed is covered. DO NOT apply by air.
	Black dot (<i>Colletotrichum coccodes</i>)	200 to 320 mL	Apply on a 7 to 14 day interval prior to disease development. Use the high rate and short application interval under high disease pressures.

*Suppression of white mould in lentils for *Quadris* only

**DO NOT apply by air for coriander and caraway. Follow instructions on the labels for other uses.

Application Information:

- **Water Volume:**
 - **Ground:** Use sufficient water volume to obtain adequate coverage. Use minimum 40 L per acre. In-furrow treatment in 20 to 56 L per acre.
 - **Aerial:** Use minimum of 18 L per acre. Ensure uniform application.

How it Works:

The active ingredient azoxystrobin is a methoxyacrylate compound (strobilurin) with broad spectrum contact and systemic activity. To be used as a preventative and curative fungicide application. Refer to "Fungicide Modes of Action" in the Plant Disease Control section for more information.

Tank Mixes:

Follow the further instructions provided on products labels for all tank mixes indicated below prior to mixing and application.

Insecticides: For legumes and field corn, *Quasi*, *Quadris* and *Azoshy 250 SC* may be tank-mixed with *Matador 120EC* insecticide.

For control of potato diseases and insects, *Quasi*, *Quadris*, *Azoshy 250 SC*, *Emissarius*, *Razor 250 SC*, and *VIKING Azoxystrobin Fungicide* can be tank-mixed with *Actara 240* insecticide.

Consult each label for pests controlled, appropriate timing, precautions, and specific application instructions.

Fungicides: For the control of early blight of potato, *Quasi*, *Quadris*, *Azoshy 250 SC*, *Razor 250 SC* and *VIKING Azoxystrobin Fungicide* may be tank-mixed with *Bravo 500*. For control of Rhizoctonia stem, stolon canker and black scurf in potato, *Quasi*, *Quadris*, *Azoshy 250 SC*, *Emissarius*, *Razor 250 SC* and *VIKING Azoxystrobin Fungicide* can be tank-mixed with *Ridomil Gold 480EC* or *Ridomil Gold 480 SL*. Follow the instructions on the label. For control of ascochyta blight in chickpea, *Quasi*, *Quadris*, *Azoshy 250 SC*, *Razor 250 SC*, and *VIKING Azoxystrobin Fungicide* must be tank-mixed with *Bravo 500*. *Quasi*, *Quadris*, *Azoshy 250 SC*, *Emissarius*, *Razor 250 SC* and *VIKING Azoxystrobin Fungicide* may be tank-mixed with *Tilt 250E* in legumes (including soybean), wheat and barley.

- **Note:** Syngenta Canada supports the following mixes with *Quadris* that are not on the *Quadris* label. Apply mixes according to the most restrictive use limitations for either product:
 - *Fungicides: Allegro 500F*

Restrictions:

- **Resistance management:** Refer to "Pathogen Resistance" in the Plant Disease Control section for more information.
- **Maximum number of applications:**
 - **Coriander and caraway** – DO NOT exceed 1 application of this product per season.
 - **Bean, canola, chickpea, corn, lentil, pea, soybean** – DO NOT exceed 2 applications of this product per season.
 - **Potato** – DO NOT exceed 3 applications of this product per season.

- **Grazing:** DO NOT feed dried pea vines to livestock.
- **Preharvest interval:**
 - *Canola* – 30 days
 - *Coriander and caraway* – 21 days
 - *Corn* – 7 days
 - *Legumes* – 15 days
 - *Potatoes* – 1 day
- **Restricted Entry Interval:** DO NOT re-enter treated areas until residues have dried.
- **Re-cropping:** DO NOT plant broadleaf or root crops within 30 days of application. DO NOT plant cereals within 45 days of application.
- **Storage:** Store in a cool, dry, well-ventilated area. DO NOT store below 0°C.
- **Environment:** This product is toxic to fish and aquatic organisms. Observe buffer zones outlined in the label.

Hazard Rating:

None.

Other precautions: May irritate eyes.

Refer to the Introduction for an explanation of the symbols.

AZteroid FC

Fungicide Group

11

Company:

Vive Crop Protection distributed by UAP Canada (PCP#34742)

Formulation:

390 g/L azoxystrobin formulated as a suspension concentrate.

- Container size – 4 x 3.78L case

Crops, Diseases, Rates and Timing:

Crop	Disease / Pest	Rate	Crop stage and other timing information
Potato	Control of Silver Scurf (<i>Helminthosporium solani</i>)	2.56 – 3.85 mL per 100 m of row	At planting directly into the furrow before seed is covered.
	Suppression of Rhizoctonia stem rot, stolon canker, black scurf (<i>Rhizoctonia solani</i>)		

Application Information:

- **Water Volume:**
 - **Ground:** Apply using minimum water volume of 20 to 56 L/ acre.
 - **Do not apply by air.**

How it Works:

The active ingredient azoxystrobin is a methoxyacrylate compound (strobilurin) with broad spectrum contact and systemic activity. To be used as a preventative and curative fungicide application.

Tank Mixes:

None registered.

Vive Crop Protection supports mixing with liquid fertilizer. Always test tank mix compatibility before use. See Mixing Instructions section on the label before mixing. Refer to "Fungicide Modes of Action" in the Plant Disease Control section for more information.

Restrictions:

- **Maximum number of applications:** Do not exceed one application of this product per season.
- **Re-entry:** 12 hours after application.
- **Storage:** Do not store below zero degrees Celsius. Store in original containers only. Keep container closed when not in use. Store in a cool, dry place, and do not expose to heat. Store this product away from food or feed.

- **Environment:** Toxic to aquatic organisms. Azoxystrobin is persistent and may carry over. It is recommended that this product not be used in areas treated with any products containing azoxystrobin during the previous season. To reduce runoff from treated areas into aquatic habitats avoid application to areas with a moderate to steep slope, compacted soil, or clay. Avoid application when heavy rain is in forecast. Contamination of aquatic areas as a result of runoff may be reduced by including a vegetative strip between the treated area and the edge of the water body. This product demonstrates the properties and characteristics associated with chemicals detected in groundwater. The use of this product in areas where soils are permeable, particularly where the water table is shallow, may result in groundwater contamination.

Hazard Rating:

None listed.

Boscalid

Fungicide Group
7

Company:

BASF Canada (*Lance WDG* – PCP#27495)

Sharda CropChem (*SHAFT Fungicide* – PCP#34642)

Formulation:

SHAFT Fungicide: 70% boscalid formulated as wettable granule.

- Container size – 2 x 2.83 kg per case

Lance WDG: 70% boscalid formulated as a water dispersible granular.

- Container size – 2 x 2.83 kg per case

Crops, Diseases, Rates and Timing:

(Ground, Aerial, and Pivot or Sprinkler Irrigation Applications)

Crop	Diseases	Application Rate (per acre)	Application Timing
Alfalfa (seed production only)	Control of blossom blight (<i>Sclerotinia sclerotiorum</i> , <i>Botrytis cinerea</i>), common leaf spot (<i>Pseudopeziza medicaginis</i>), spring black stem (<i>Phoma medicaginis</i>), leaf spot (<i>Leptosphaerulina briosiani</i>)	170 g	Apply at 20 to 50% flowering. Apply every 7 to 14 days if disease persists, or weather conditions are favourable for disease development.
Canola, mustard (oilseed and condiment)	Control of sclerotinia stem rot (<i>Sclerotinia sclerotiorum</i>)	140 g	Apply at 20 to 50% flowering. Apply a second time 7 to 14 days later up to full bloom if disease persists, or weather conditions are favourable for disease development.
	Control of black spot (<i>Alternaria brassicae</i> and <i>A. raphani</i>)	140 g	Apply at late flowering to early green pod.
Dry bean, faba bean	Control of white mould (<i>Sclerotinia sclerotiorum</i>)	225 to 310 g	Apply at 20 to 50% flowering. Apply a second time 7 to 14 days later if disease persists, or weather conditions are favourable for disease development. Use the higher rate to obtain extended protection and maximum yield benefit.
Potato	Control of early blight (<i>Alternaria solani</i>)	70 to 125 g	Apply prior to disease development and at 14 days intervals. DO NOT make more than 4 applications per season.
	Control of late blight (<i>Phytophthora infestans</i>)		<i>Boscalid</i> must be tank mixed with a group M fungicide following label directions for control of late blight. Apply prior to disease development.

Crop	Diseases	Application Rate (per acre)	Application Timing
Birdsfoot trefoil grown for seed production (<i>Lance WDG</i> only)*	Suppression of crown and stem rot (<i>Sclerotinia trifoliorum</i>)	170 g	Apply at early flowering stage to suppress crown rot/stem rot. Apply a second time 7-14 days later if disease persists, or weather conditions are favourable for disease development.

*For use on birdsfoot trefoil, BASF Canada has not fully assessed performance (efficacy) and/or crop tolerance (phytotoxicity) under all environmental conditions or for all crop varieties when used in accordance with the label. The user should test the product on a small area first, under local conditions and using standard practices, to confirm the product is suitable for widespread application.

(Ground Application Only)

Crop	Diseases	Application Rate (per acre)	Application Timing
Field pea**	Control of ascochyta blight (<i>Ascochyta</i> spp.), mycosphaerella blight (<i>Mycosphaerella pinodes</i>), grey mould (<i>Botrytis cinerea</i>)	170 g	Apply at the beginning of flowering. Apply a second time 7 to 14 days later if disease persists, or weather conditions are favourable for disease development.

**DO NOT apply by air

(Ground and Aerial Applications)

Crop	Diseases	Application Rate (per acre)	Application Timing
Chickpea***, lentil	Control of ascochyta blight (<i>Ascochyta</i> spp.), white mould (<i>Sclerotinia sclerotiorum</i>), grey mould (<i>Botrytis cinerea</i>)	170 g	Apply at the beginning of flowering. Apply a second time 7 to 14 days later if disease persists, or weather conditions are favourable for disease development.
Caraway (<i>Lance WDG</i> only)	Suppression of blossom blight (<i>Botrytis cinerea</i> , <i>Sclerotinia sclerotiorum</i>), ascochyta blight (<i>Ascochyta</i> spp.)	170 g	Apply at 20 to 50% flowering. Apply a second time 7 to 14 days later if disease persists, or weather conditions are favourable for disease development.
Sunflower	Suppression of sclerotinia head rot (<i>Sclerotinia sclerotiorum</i>), leaf spot (<i>Alternaria helianthi</i>)	140 to 260 g	Apply at early flower for optimal disease suppression. Use the higher rate when disease pressure is high or there is a history of high disease in the field.

***Do not apply by pivot or sprinkler irrigation.

Application Information:

- **Water Volume:**
 - **Ground:** Use a minimum water volume of 40 L per acre and ensure thorough coverage of foliage.
 - **Aerial (registered for all crops but field pea):** Use a minimum water volume of 16 L per acre and ensure thorough coverage of foliage.
 - **Pivot and Sprinkler Irrigation:** DO NOT exceed 0.64 cm (1/4 inch) or 25,700 L per acre. Apply only through sprinkler systems including centre pivot, lateral move, end two, side (wheel) roll, traveler, big gun, solid set, or hand move irrigation systems.

How it Works:

The active ingredient boscalid is a carboxamide (SDHI) fungicide with systemic activity. To be used as a preventative application when environmental conditions are favourable for disease development. Refer to "Fungicide Modes of Action" in the Plant Disease Control section for more information.

Tank Mixes:

Insecticides: For control of corn borer in succulent beans, *Lance* can be tank-mixed with *Matador 120 EC* at 37 mL per acre.

Fungicides: For the control of ascochyta blight on chickpea, *Lance* at rate of 140 to 170 grams per acre should be applied with 160 to 240 mL per acre *Headline EC*.

Restrictions:

- **Resistance management:** Refer to "Pathogen Resistance" in the Plant Disease Control section for more information.
- **Maximum number of applications:**
 - **Sunflower** – DO NOT exceed 1 application of this product per season.
 - **Canola, mustard, dry bean, chickpea, lentil, pea and birdsfoot trefoil** – DO NOT exceed 2 applications of this product per season.
 - **Alfalfa** – DO NOT exceed 3 applications of this product per season.

- **Grazing:** All crops except alfalfa and Birdsfoot trefoil (grown for seed) can be grazed or fed to livestock unless product label directs otherwise. DO NOT cut treated birdsfoot trefoil fields for hay/forage.
- **Preharvest interval:**
 - *Beans, canola, chickpea, lentil, pea and Birdsfoot trefoil* – 21 days
 - *Alfalfa* – not applicable
- **Restricted Entry Interval:** DO NOT re-enter treated area for 12 hours after application or until dry.
- **Re-cropping:** A plant back restriction of 14 days is required for all crops not on the label.
- **Storage:** Store in a cool, dry, locked, well-ventilated area without a floor drain.
- **Environment:** DO NOT apply to any body of water. Avoid drifting of spray onto any body of water or other non-target areas. Specified buffer zones should be observed

Hazard Rating:



Caution Poison – Potential Skin Sensitizer



Warning – Eye Irritant

Refer to the Introduction for an explanation of the symbols.

Cantus WDG Fungicide

Fungicide Group
7

Company:

BASF Canada (PCP#30141)

Sharda CropChem (*Cabil Fungicide* – PCP#34638)

Formulation:

70% boscalid formulated as a water dispersible granule.

- Container size – 4 x 2.83 kg

Crops, Diseases, Rates and Timing:

Crop	Diseases	Application Rate (per acre)	Application Timing
Potato	Early blight (<i>Alternaria solani</i>)	70 to 130 g	Apply prior to disease development and at 14 day intervals if conditions continue to favour disease development.

Application Information:

- **Water Volume:**
 - **Ground:** Use a minimum water volume of 40 L per acre and ensure thorough coverage of foliage.
 - **Aerial:** Use a minimum water volume of 16 L per acre and ensure thorough coverage of foliage.
 - **Pivot and Sprinkler Irrigation:** DO NOT exceed 0.64 cm (1/4 inch) or 25,700 L per acre. Apply only through sprinkler systems including centre pivot, lateral move, end two, side (wheel) roll, traveler, big gun, solid set, or hand move irrigation systems. The system must contain functional valves to prevent water source contamination from backflow.

How it Works:

The active ingredient boscalid is a carboxamide (SDHI) fungicide with systemic activity. It inhibits spore germination, mycelia growth and sporulation of the fungus on the leaf surface. To be used as a preventative application when environmental conditions are favourable for disease development. Refer to "Fungicide Modes of Action" in the Plant Disease Control section for more information.

Tank Mixes:

None registered.

Restrictions:

- **Resistance management:** Refer to "Pathogen Resistance" in the Plant Disease Control section for more information.
- **Maximum number of applications:** 4 applications per season on potatoes.
- **Grazing:** No restriction listed.
- **Preharvest interval:** 30 days
- **Restricted Entry Interval:** DO NOT re-enter treated area for 12 hours after application or until dry.
- **Re-cropping:** A plant back restriction of 14 days is required for all crops not on the label.

- **Storage:** Store in a cool, dry, locked, well-ventilated area without a floor drain.
- **Environment:** Toxic to aquatic organisms and non-target terrestrial plants. DO NOT apply to areas where runoff is likely to occur, or near any body of water. Avoid drifting of spray onto any body of water or other non-target areas. Specified buffer zones should be observed.

Hazard Rating:



Caution Poison – Potential Skin Sensitizer



Warning – Eye Irritant

Refer to the Introduction for an explanation of the symbols.

Caramba*

Fungicide Group
3

*NOTE: This product is no longer manufactured but product still remains in the distribution system.
This product may be removed from future editions.

Company:

BASF Canada (PCP#29767)

Formulation:

90 g/L metconazole formulated as an emulsifiable concentrate.

- Container sizes – Case (2 x 8.1 L); 128 L drum; or 400 L tote

Crops, Diseases, Rates and Timing:

Crop	Diseases Controlled	Application Rate (per acre)*	Application Timing
Wheat	Control of leaf rust (<i>Puccinia recondita</i>), stripe rust (<i>Puccinia striiformis</i>), stem rust (<i>Puccinia graminis</i>), powdery mildew (<i>Erysiphe graminis f. sp. tritici</i>), tan spot (<i>Pyrenophora tritici-repentis</i>), septoria leaf blotch (<i>Septoria tritici</i>) Suppression of spot blotch (<i>Cochliobolus sativus</i>)	200 to 280 mL	Apply prior to disease development or at the onset of disease.
	Suppression of fusarium head blight (<i>Fusarium</i> spp.)	400 mL	Apply prior to development of the disease when environmental conditions are favourable for disease development. Apply within the time period when at least 75% of the heads on the main stem are fully emerged to when 50% of the heads on the main stem are in flower.
Barley	Control of net blotch (<i>Pyrenophora teres</i>), scald (<i>Rhynchosporium secalis</i>), leaf rust (<i>Puccinia hordei</i>); stripe rust (<i>Puccinia striiformis</i>), powdery mildew (<i>Erysiphe graminis</i>); Suppression of spot blotch (<i>Cochliobolus sativus</i>)	200 to 280 mL	Apply prior to disease development or at the onset of disease.
	Suppression of fusarium head blight (FHB) (<i>Fusarium</i> spp.)	400 mL	Apply prior to development of the disease when environmental conditions are favourable for disease development. Apply between full head emergence and up to 3 days after full emergence of main stem heads.
Oat	Control of crown rust (<i>Puccinia coronata</i>), septoria leaf blotch (<i>Septoria avenae</i>)	200 to 280 mL	Apply prior to disease development or at the onset of disease.
	Suppression of fusarium head blight (<i>Fusarium</i> spp.)	400 mL	Apply prior to development of the disease when environmental conditions are favourable for disease development. Apply within the time period when at least 75% of the heads on the main stem are fully emerged to when 50% of the heads on the main stem are in flower.

Crop	Diseases Controlled	Application Rate (per acre)*	Application Timing
Corn*	Suppression of fusarium (<i>Fusarium graminearum</i>) and gibberella (<i>Gibberella zeae</i>) ear rots	400 mL	Apply when the crop is between silking and silk browning stage for maximum suppression. Ensure silk coverage for optimum efficacy.
Rye	Control of leaf rust (<i>Puccinia recondita</i>), stripe rust (<i>Puccinia striiformis</i>), powdery mildew (<i>Erysiphe graminis</i>)	200 to 280 mL	Apply prior to disease development or at the onset of disease.
	Suppression of fusarium head blight (<i>Fusarium</i> spp.)	400 mL	Apply prior to development of the disease when environmental conditions are favourable for disease development. Apply within the time period when at least 75% of the heads on the main stem are fully emerged to when 50% of the heads on the main stem are in flower.
Triticale	Control of leaf rust (<i>Puccinia recondita</i>), stripe rust (<i>Puccinia striiformis</i>), stem rust (<i>Puccinia graminis</i>), powdery mildew (<i>Erysiphe graminis</i> f. sp. tritici), tan spot (<i>Pyrenophora tritici-repentis</i>), septoria leaf blotch (<i>Septoria tritici</i>); Suppression of spot blotch (<i>Cochliobolus sativus</i>)	200 to 280 mL	Apply prior to disease development or at the onset of disease.

*A case can treat 40 acres after heading (suppression of FHB) or 60 to 80 acres before heading (leaf disease). A drum can treat 320 acres after heading (suppression of FHB) or 460 to 640 acres before heading (leaf disease).

*Corn includes field corn, sweet corn, popcorn and seed production corn.

Application Information:

- **Water Volume:**
 - **Ground:** minimum 40 L per acre.
 - **Aerial:** minimum 20 L per acre.
 - Consult nozzle manufacturers for specific nozzle and pressure recommendations.

How it Works:

The active ingredient, metconazole, is a broad spectrum triazole demethylation inhibitor (DMI) fungicide with systemic activity. Refer to "Fungicide Modes of Action" in the Plant Disease Control section for more information.

Tank Mixes:

None listed.

Restrictions:

- **Resistance management:** Refer to "Pathogen Resistance" in the Plant Disease Control section for more information.
- **Maximum number of applications:**
 - **Wheat, oat, rye, barley, corn** – DO NOT exceed 1 application of this product per season.
- **Grazing:** All crops can be grazed or fed to livestock.
- **Preharvest interval:**
 - **Wheat, barley, oat, rye** – 30 days
 - **Field corn grain** – 20 days
 - **Sweet Corn** – see label harvesting restrictions
- **Restricted Entry Interval:**
 - **Wheat, barley, oat, rye** – DO NOT re-enter treated areas within 12 hours of application.
 - **Corn** – DO NOT re-enter treated area for 12 hours or up to 3 days depending on re-entry activity (see label instructions).
- **Re-cropping:** A plant back interval of 35 days is required for all crops not listed on the label.
- **Storage:** Store in original tightly closed container. Protect from freezing.
- **Environment:** Avoid run-off from treated areas into aquatic areas. Toxic to aquatic organisms, non-target terrestrial plants and small wild animals.

Hazard Rating:



Warning – Eye Irritant

Check label for first-aid information.

Refer to the Introduction for an explanation of the symbols.

Cerefit

Fungicide Group
3, 11

Company:

Corteva Agriscience (*Cerefit A* – PCP#33522, *Cerefit B* – PCP#33348)

Formulations:

The *Cerefit* package contains 2 components.

Cerefit A – 250 g/L picoxystrobin formulated as a suspension concentrate.

- Container size – 5.3 L

Cerefit B – 435 g/L propiconazole formulated as an emulsifiable concentrate.

- Container size – 3.5 L

Crops, Diseases, Rates and Timing:

Crop	Diseases	Application Rate (per acre)	Application Timing
Barley	Control of leaf and stem rust, net blotch, powdery mildew, scald, septoria leaf spot, spot blotch	132.5 mL/acre – <i>Cerefit A</i> , 87.5 mL/acre – <i>Cerefit B</i>	For early application, apply at first sign of disease, usually at the beginning of stem elongation (G.S. 12-36). For late application, apply at flag leaf (G.S. 39-41). DO NOT apply after flowering (Feekes 10.5 or Zadoks 59).
Oats	Control of crown rust, septoria leaf blotch	132.5 mL/acre – <i>Cerefit A</i> , 87.5 mL/acre – <i>Cerefit B</i>	For early application, apply at first sign of disease, usually at the beginning of stem elongation (G.S. 12-36). For late application, apply at flag leaf (G.S. 39-41). DO NOT apply after flowering (Feekes 10.5 or Zadoks 59).
Wheat	Control of leaf and stem rust, powdery mildew, glume blotch, septoria leaf spot, stripe rust, tan spot	132.5 mL/acre – <i>Cerefit A</i> , 87.5 mL/acre – <i>Cerefit B</i>	For early application, apply at first sign of disease, usually at the beginning of stem elongation (G.S. 12-36). For late application, apply at flag leaf (G.S. 39-41). DO NOT apply after flowering (Feekes 10.5 or Zadoks 59).

Application Information:

- **Water Volume:**
 - **Ground:** 40 to 80 L per acre.
 - **Aerial:** 20 L per acre.

Application Tips: Good coverage is essential for effective disease control. *Cerefit* should be applied as a preventative disease control measure. Established diseases are more difficult to control and may have already reduced crop vigor.

How it Works:

The active ingredient propiconazole is a triazole fungicide with broad spectrum systemic activity. The active ingredient picoxystrobin is a broad spectrum strobilurin fungicide and is to be used as a preventative application when environmental conditions are favorable for disease development. Picoxystrobin has curative and locally systemic activity. Refer to "Fungicide Modes of Action" in the Plant Disease Control section for more information.

Tank Mixes:

None registered.

Restrictions:

- **Resistance management:** Refer to "Pathogen Resistance" in the Plant Disease Control section for more information.
- **Maximum number of applications:** DO NOT exceed 2 applications of this product per season.
- **Grazing:** May be grazed 7 days after application
- **Preharvest interval:**
 - **Wheat, barley and oats harvested for grain** – 45 days
 - **Forage harvest** – 7 days
 - **Greenfeed/hay** – 14 days
- **Restricted Entry Interval:** DO NOT re-enter treated areas within 12 hours of application.
- **Re-cropping:** Crops that appear on the label may be replanted immediately after harvest, all other crops may be planted 10 months after the last application of *Cerefit*.

- **Storage:** Store in original container in a secured, dry storage area. Prevent cross-contamination with other pesticides and fertilizer. Keep away from food and feed.
- **Environment:** Toxic to aquatic organisms and non-target terrestrial plants. Observe prescribed buffer zones. Minimize off-target drift to reduce the effect on beneficial insects at the field boundary. DO NOT apply to areas prone to runoff and delay application if heavy rainfall is forecast.

Hazard Rating:

Cerefit A: None listed

Cerefit B:



Caution – Poison



Warning – Eye and Skin Irritant, Potential Skin Sensitizer

Refer to the Introduction for an explanation of the symbols.

Cevya

Fungicide Group
3

Company:

BASF (PCP#33405)

Formulations:

400 g/L mefentrifluconazole formulated as a suspension concentrate.

- Container size – 4 L

Crops, Diseases, Rates and Timing:

Crop	Diseases	Application Rate (per acre)	Application Timing
Potato	Control of early blight (<i>Alternaria solani</i>)		Begin applications prior to disease development. Apply an additional application at an interval of 7 to 14 days if disease persists or weather conditions are favourable. DO NOT apply more than 500 mL/acre per year.
	Suppression of black dot (<i>Colletotrichum coccodes</i>), brown spot (<i>Alternaria alternata</i>)		

Application Information:

- **Water Volume:**
 - **Ground:** Minimum water volume of 40 L per acre.
 - **Aerial:** Minimum water volume of 20 L per acre.

How it Works:

The active ingredient mefentrifluconazole is a triazole fungicide with broad spectrum systemic activity. Refer to "Fungicide Modes of Action" in the Plant Disease Control section for more information..

Tank Mixes:

None registered.

Restrictions:

- **Resistance management:** Refer to "Pathogen Resistance" in the Plant Disease Control section for more information.
- **Field Sprayer Application:** DO NOT apply during periods of dead calm. Avoid application of this product when winds are gusty. DO NOT apply with spray droplets smaller than the **ASAE medium** classification. Boom height must be 60 cm or less above the crop or ground.
- **Aerial Application:** DO NOT apply during periods of dead calm. Avoid application of this product when winds are gusty. DO NOT apply when wind speed is greater than 16 km per hour at flying height at the site of application. DO NOT apply with spray droplets smaller than the **ASAE medium** classification. Reduce drift caused by turbulent wingtip vortices. Nozzle distribution along the spray boom length MUST NOT exceed 65 percent of the wing- or rotorspan.

Hazard Rating:



Warning – Contains the Allergen Soy

Potential Skin Sensitizer

Refer to the Introduction for an explanation of the symbols.

Chlorothalonil

Fungicide Group
M5

Bravo Zn/Bravo ZNC/Echo NP/Echo 90WSP

Company:

Syngenta Canada (Bravo Zn – PCP#28900, Bravo ZNC – PCP#33515)

UAP (Echo NP – PCP#33479, Echo 90WSP – PCP#33519)

Formulations:

Bravo Zn – 500 g/L chlorothalonil formulated as a suspension.

- Container size – 450 L

Bravo ZNC – 500 g/L chlorothalonil formulated as a suspension.

- Container size – 2 x 10 L case

Echo 90WSP – 90% chlorothalonil formulated as water dispersible granule sealed within a water-soluble bag.

- Container size – 10 kg (20 x 500 g)

Echo NP – 720 g/L chlorothalonil formulated as a suspension.

- Container size – 2 x 9.46 L case

Crops, Diseases, Rates and Timing:

Crop	Diseases	Application Rate (per acre)			Application Timing
		Bravo Products	Echo NP	Echo 90WSP	
Wheat	Control of tan spot (<i>Pyrenophora tritici-repentis</i>), septoria glume blotch, septoria leaf blotch (<i>Septoria tritici</i>)	600 to 1000 mL	405 to 690 mL	320 to 570 g	Begin application at flag leaf emergence; repeat 10 to 14 days later when heads are visible. A third application when heads are fully emerged may be necessary.
	Suppression of fusarium head blight (<i>Fusarium</i> spp.)	800 to 1000 mL	570 to 690 mL	450 to 570 g	For suppression of fusarium head blight apply at early flowering (before flowering has started in the majority of tillers) and before the beginning of weather favouring disease.
Pea	Control of mycosphaerella blight (<i>Mycosphaerella pinodes</i>)	800 to 1200 mL	570 to 850 mL	450 to 690 g	Begin application at early flowering and repeat 10 days later at early pod set or mid-flowering if necessary. Make a third application 10 to 14 days after the second application at pod fill should conditions remain favourable for disease.
Lentil	Control of ascochyta blight (<i>Ascochyta lentis</i>), anthracnose (<i>Colletotrichum truncatum</i>)	800 to 1600 mL	570 to 1130 mL	450 to 890 g	For one application only, apply at early flowering. For two applications: apply first before flowering when bud formation is evident; apply second at early to mid-flowering 10 to 14 days after the first application but before rows close in.
Chickpea	Control of ascochyta blight (<i>Ascochyta rabiei</i>)	1200 to 1600 mL for first application; 800 to 1200 mL for subsequent applications.	850 to 1130 mL for first application; 570 to 850 mL for subsequent applications.	690 to 890 g for first application; 450 to 690 g for subsequent applications.	Make first application at very early flowering and remaining applications at 10 day intervals.

Crop	Diseases Controlled	Application Rate* (per acre)				Application Timing
		<i>Bravo 500</i>	<i>Bravo Zn</i>	<i>Echo 720</i>	<i>Echo 90DF/90WSP</i>	
Potato	Late blight (<i>Phytophthora infestans</i>)	480 to 1000 mL	480 to 1000 mL	320 to 690 mL	280 to 530 g	Begin application when plants are 6 to 8 inches (15 to 20 cm) high or when disease threatens. Repeat applications at 7 to 10 day intervals or as necessary to maintain disease control. *Under high disease pressure, use higher rate and shorter spray intervals.
	Early blight (<i>Alternaria solani</i>)	640 to 1000 mL	640 to 1000 mL	445 mL	370 to 530 g	
	Botrytis vine rot (<i>Botrytis cinerea</i>)	640 to 1000 mL	640 to 1000 mL	480 to 1000 mL	370 to 530 g	

Application Information:

- **Water Volume:** Volume will vary with crop and amount of plant growth. Use sufficient water to obtain adequate coverage of foliage.
 - **Ground:** Spray volume will usually range from 90 to 640 L per acre for dilute sprays and 20 to 40 L per acre for concentrate sprays. Applicators treating potato fields must use groundboom equipment with an enclosed cab.
 - **Chickpea** – 90 L per acre. Ground application only.
 - **Aerial:** Use minimum of 12 L per acre. DO NOT apply *Bravo ZNC* using aerial application equipment.
- Note:** when using *Bravo ZNC* or *Echo NP*, mixers and loaders cannot handle more than 340 kg a.i. chlorothalonil (680 L) per person per day.

How it Works:

The active ingredient chlorothalonil is a chloronitrile fungicide with multi-site contact activity. Refer to "Fungicide Modes of Action" in the Plant Disease Control section for more information.

Tank Mixes:

DO NOT combine with pesticides, surfactants or fertilizers unless prior use has shown the combination is physically compatible and non-injurious under your conditions of use.

Fungicides: For control of early blight in potato, *Bravo 500* may be tank-mixed with 200 mL per acre *Quadris*. DO NOT apply sequential applications of this tank-mix and DO NOT exceed 3 tank-mix applications per season. DO NOT apply to potatoes later than 2 days before harvest. For control of early blight, late blight, and botrytis vine rot in potato and for suppression of storage rots, pythium leak and pink rot, in potato *Bravo Zn* may be tank mixed with 80 mL per acre *Ridomil Gold 480 EC* or *Ridomil Gold 480 SL*.

Herbicides: On lentils, DO NOT apply in combination with *Poast* herbicide and *Merge* surfactant or within 48 hours of the application of *Poast* and *Merge*.

Restrictions:

- **Resistance management:** Refer to "Pathogen Resistance" in the Plant Disease Control section for more information.
- **Maximum number of applications:**
 - *Lentil* – DO NOT exceed 2 applications of this product per season.
 - *Wheat, pea, chickpea* – DO NOT exceed 2 applications of this product per season. **Note: *Bravo ZNC* maximum 2 applications per season.**
 - *Potato (Echo 90DF)* – DO NOT exceed 3 applications of this product per season. **Note: *Bravo ZNC* and *Echo NP* not registered on potatoes.**
- **Grazing:** DO NOT graze treated areas. DO NOT feed straw from treated crops to livestock.
- **Preharvest interval:**
 - *Potato* – 1 day
 - *Lentil* – 48 days
 - *Chickpea* – *Bravo 500* – 14 days, *Echo 720* – 48 days
 - *Wheat* – 30 days
 - *Pea* – 32 days
- **Restricted Entry Interval:** DO NOT re-enter treated area within 48 hours of application. If required, and at least 4 hours have passed since application, individuals may re-enter treated area for short-term tasks not involving hand labour. Long pants, long-sleeved shirt, and chemical resistant gloves must be worn.
- **Re-cropping:** None.
- **Storage:** DO NOT store near feed or food stuffs. Store in a cool, dry, ventilated place. Protect from excessive heat.
- **Environment:** DO NOT apply if weather conditions favour drift from area being treated. DO NOT contaminate lakes, streams or ponds. Observe a buffer zone of 100 m for aerial applications and 15 m for ground applications to protect aquatic systems.

Hazard Rating:

Caution – Poison



Warning – Causes Severe Eye Damage

Refer to the Introduction for an explanation of the symbols.

Copper

**Fungicide Group
M1***Copper 53W/Copper Spray/Cueva/Parasol WG/Corbanza/HyCop/Parasol FL***Company:**Sharda CropChem (*HyCop* – PCP#34645)Sharda CropChem (*Corbanza* – PCP#34558)W. Neudorff GmbH KG (*Cueva* – PCP#31825), Distributed by Belchim Crop Protection CanadaLoveland Products Canada, (*Copper 53W* – PCP#09934, *Copper Spray* – PCP#19146)Nufarm Agriculture Inc. (*Parasol WG* – PCP#29063)Nufarm Agriculture Inc. (*Parasol FL* – PCP#25901)**Formulations, Crops, Diseases, Rates and Timing:**

Product		Copper 53W	Copper Spray and Corbanza	Cueva	Parasol WG and HyCop	Parasol FL
Formulation and Container Size		53% tribasic copper sulphate (wetttable powder). 10 kg	50% copper oxychloride (wetttable powder). 10x2 kg	Copper as 1.8% copper octanate (solution). 1-1000L	50% elemental copper as copper hydroxide (wetttable granule). 10 kg	24.4% elemental copper, present as copper hydroxide. 2 x 10 L
Crop	Disease	Application Rate and Timing				
Potato	Septoria leaf spot (<i>Septoria lycopersici</i>)	-	-	Use a 0.5% to 2% solution, applied at 190 to 380 L/acre. Apply 2 weeks before disease normally appears (make use of predictive disease models if available) and repeat using 5 to 10 day intervals.	-	-
	Early blight (<i>Alternaria solani</i>)	2.2 kg/acre Apply when plants are 5 to 7 inches (12 to 18 cm) tall. Repeat at 7 day intervals.	1.6 kg/acre Apply when plants are 4 to 8 inches (10 to 20 cm) tall. Repeat at 7 to 10 day intervals or as per indicated on label.		0.44 to 1.0 kg/acre Apply when plants are 6 inches (15 cm) tall. Apply combined with 0.7 to 0.9 kg of mancozeb (80%)/acre, at 7 to 10 day intervals. Strictly follow the labels of both products.	0.3 to 0.7 L/acre. Apply when plants are 6 inches (15 cm) tall. Apply combined with 0.7 to 0.9 kg of mancozeb (80% active)/acre at 7 to 10 day interval
	Late blight (<i>Phytophthora infestans</i>)					
		Tuber blight (<i>Phytophthora infestans</i>)	-	-	-	1.36 kg/acre (vine kill). Apply with a desiccant recommended on the label at vine kill or alone after vine kill, prior to harvest.

Crop	Disease	Application Rate and Timing				
Dry bean	Anthrachnose (<i>Colletotrichum truncatum</i>)	2.2 kg/acre. Apply prior to disease development or at the onset of disease	-	-	(<i>Parasol WG</i> only) 0.9 to 1.3 kg/acre. Apply prior to disease development or at the onset of disease	
	Downy mildew (<i>Phytophthora phaseoli</i>)		-	-	-	
	Common bacterial blight (<i>Xanthomonas campestris</i> pv. <i>phaseoli</i>), halo blight (<i>Pseudomonas syringae</i> pv. <i>phaseolicola</i>)			Use a 0.5% to 2% solution, applied at 190 to 380 L/acre. Apply 2 weeks before disease normally appears (make use of predictive disease models if available). Re-apply using 5 to 10 day intervals.		
Dry bean, soybean, field pea, lentil and chickpea	Ascochyta blight (<i>Ascochyta pisi</i>), brown spot (<i>Pseudomonas syringae</i> pv. <i>syringae</i>), powdery mildew (<i>Erysiphe</i> spp.), rust (<i>Uromyces appendiculatus</i>)					

Application Information:

- **Ground:** Follow the instructions on the label for each of the product. Use enough water to ensure thorough coverage. As noted on the labels, 400 L per acre (*Copper 53W* and *Copper Spray*); boom height must be 60 cm or less above the crop or ground (*Cueva*).
- **Aerial:** DO NOT apply by air

How it Works:

The active ingredients containing copper are inorganic fungicides with contact activity. Refer to "Fungicide Modes of Action" in the Plant Disease Control section for more information.

Restrictions:

- **Resistance management:** Refer to "Pathogen Resistance" in the Plant Disease Control section for more information.
- **Maximum number of applications:**
 - *Cueva*: DO NOT exceed 15 applications per year.
 - *Bean (Parasol WG)* – DO NOT exceed 6 applications per season.
 - *Potato (Parasol WG and Parasol FL)* – DO NOT exceed 10 applications per season.
 - *Potato (HyCop)* – DO NOT exceed 8 applications per season.
- **Grazing:** No restrictions listed.
- **Preharvest interval:** DO NOT apply within three days of harvest or as indicated on label.
- **Restricted Entry Interval:**
 - *Copper 53W, Copper Spray, HyCop, Parasol FL, and Parasol WG* – DO NOT re-enter treated areas within 48 hours of application
 - *Cueva* – 4 hours
- **Re-cropping:** No restrictions listed.
- **Storage:** Store in original container in a cool, dry, well ventilated area. To prevent contamination store this product away from food or feed. Protect from freezing. Keep away from heat, fire, and sparks. Store out of reach of children and animals.
- **Environment:** DO NOT apply or allow to drift onto streams or any body of water. To reduce runoff from treated areas into aquatic habitats avoid application to areas with a moderate to steep slope, compacted soil, or clay. Avoid application when heavy rain is forecast. Contamination of aquatic areas as a result of runoff may be reduced by including a vegetative strip between the treated area and the edge of the water body.
- **Toxicity:** Toxic to birds, small wild mammals and aquatic organisms (indicated on *Cueva* label).

Hazard Rating:**Copper 53W, Copper Spray:** Warning – Poison**Parasol WG and Parasol FL:** Caution – Poison

Refer to the Introduction for an explanation of the symbols.

Cosavet DF Edge

**Fungicide Group
M2****Company:**

Sulphur Mills Ltd., distributed by Belchim Crop Protection Canada (PCP#31869)

Formulation:

80% sulphur formulated as water dispersible granules

- Container size – 13.6 kg bag

Crops, Diseases, Rates and Timing:

Crop	Diseases	Application Rate (per acre)	Application Timing
Field pea	Control of powdery mildew (<i>Erysiphe pisi</i>)	0.6 kg	Apply at first appearance of disease and repeat at 7 to 10 day intervals as necessary.

Application Information:

- **Water Volume:**
 - **Ground:** minimum 40 L per acre.

How it Works:

The active ingredient sulphur is an inorganic fungicide with multisite activity. Refer to "Fungicide Modes of Action" in the Plant Disease Control section for more information.

Tank Mixes:

None registered.

Restrictions:

- **Resistance management:** Refer to "Pathogen Resistance" in the Plant Disease Control section for more information.
- **Maximum number of applications:** DO NOT exceed 8 applications of *Cosavet DF Edge* per season.
- **Grazing:** No restrictions listed.
- **Preharvest interval:** 1 day
- **Restricted Entry Interval:** DO NOT re-enter treated areas within 24 hours of application.
- **Re-cropping:** No restrictions listed.
- **Storage:** Store in a cool, dry, locked and well-ventilated area without a floor drain.
- **Environment:** No restrictions listed.

Hazard Rating:

None listed.

Cotegra

Fungicide Group
3, 7

Company:

BASF Canada (PCP#32530)

Formulation:

250 g/L boscalid and 150 g/L prothioconazole formulated as a suspension concentrate.

- Container size – 2 x 9.8 L per case

Crops, Diseases, Rates and Timing:

Crop	Diseases	Application Rate (per acre)	Application Timing
Canola (including rapeseed and oriental mustard)	Control of sclerotinia stem rot (<i>Sclerotinia sclerotiorum</i>)	240 to 280 mL	Apply <i>Cotegra</i> at 20 to 50% flowering. Select the use rate based on relative disease pressure. Use the high rate when risk for disease development is high (e.g. narrow host rotation with disease history and high potential for inoculum). Apply a second application 7 to 14 days if disease persists or weather conditions are conducive for disease development.
Chickpeas	Suppression of white mould (<i>Sclerotinia sclerotiorum</i>) and Grey mold (<i>Botrytis cinerea</i>); Control of Ascochyta blight (<i>Ascochyta rabiei</i>)	280 mL	Apply <i>Cotegra</i> at the beginning of flowering or at the onset of disease symptoms. Apply a second application 7 to 14 days if disease persists or weather conditions are conducive for disease development.
Dry bean; faba bean	Suppression of white mould (<i>Sclerotinia sclerotiorum</i>)	400 mL	Apply <i>Cotegra</i> at 20 to 50% flowering. Apply a second application 7 to 14 days if disease persists or weather conditions are conducive for disease development.
Field Peas	Control of Mycosphaerella blight (<i>Mycosphaerella pinodes</i>) and Ascochyta blight (<i>Ascochyta pinodes</i>) at high rate; suppression at low rate. Suppression of white mould (<i>Sclerotinia sclerotiorum</i>) at high rate.	240-280 mL	Apply <i>Cotegra</i> at the beginning of flowering or at the onset of disease symptoms. Apply a second application 7 to 14 days if disease persists or weather conditions are conducive for disease development.
Lentils	Control of anthracnose (<i>Colletotrichum lentis</i>) including biotypes resistant to Group 11 fungicides at high rate; suppression at low rate. Suppression of white mould (<i>Sclerotinia sclerotiorum</i>) and suppression of Grey mold (<i>Botrytis cinerea</i>) at high rate.	240-280 mL	Apply <i>Cotegra</i> at the beginning of flowering or at the onset of disease symptoms. Apply a second application 7 to 14 days if disease persists or weather conditions are conducive for disease development.
Soybean	Control of frog-eye leaf spot (<i>Cercospora sojina</i>), pod and stem blight (<i>Diaporthe phaseolorum</i>) Suppression of white mould (<i>Sclerotinia sclerotiorum</i>), brown spot (<i>Septoria glycines</i>)	280 mL	Apply <i>Cotegra</i> prior to disease development when conditions are favourable for disease development or at the onset of disease symptoms. Apply a second application 7 to 14 days if disease persists or weather conditions are conducive for disease development.

Application Information:

- **Water Volume:**
 - **Ground:** Use a minimum water volume of 40 L per acre and ensure thorough coverage of foliage.
 - **Aerial:** Use a minimum water volume of 20 L per acre and ensure thorough coverage of foliage.

How it Works:

The active ingredient boscalid is a carboxamide (SDHI) fungicide with systemic activity. The active ingredient prothioconazole is a triazole fungicide with broad-spectrum systemic activity. To be used as a preventative application when environmental conditions are favourable for disease development. Refer to "Fungicide Modes of Action" in the Plant Disease Control section for more information.

Tank Mixes:

None registered.

Restrictions:

- **Resistance management:** Refer to "Pathogen Resistance" in the Plant Disease Control section for more information.
- **Maximum number of applications:**
 - *Canola, mustard, dry bean, chickpea, lentil, pea, soybean* – DO NOT exceed 2 applications of this product per season.
- **Grazing:** All crops can be grazed or fed to livestock 7 days after application.
- **Preharvest interval:**
 - *Beans, chickpea, lentil, pea, soybean* – 21 days
 - *Canola, rapeseed, and oriental mustard* – 36 days
- **Restricted Entry Interval:** DO NOT re-enter treated area for 24 hours after application.
- **Re-cropping:** A plant back restriction of 14 days is required for all crops not on the label. 30 days for all crops NOT on the label.
- **Storage:** Store the leftover product in original tightly closed container. Protect from freezing. Store in a cool, dry, locked, well-ventilated area without a floor drain.
- **Environment:** Toxic to aquatic organisms. Observe buffer zones and DO NOT apply to any body of water or where runoff is likely to occur.

Hazard Rating:



Caution – Poison

Refer to the Introduction for an explanation of the symbols.

Curzate

Fungicide Group
27

Company:

Corteva Agriscience (PCP#26284)

Formulation:

60% cymoxanil formulated as a dry flowable.

- Container size – 1.8 kg

Crops, Diseases Timing:

Control of late blight (*Phytophthora infestans*) in potato. Initial applications should start when local conditions indicate that late blight is imminent. Make additional applications at 5 to 7 day intervals; however, at least 20 days must pass between the second and third application.

Rate:

Apply *Curzate* at 90 grams per acre

-plus-

Manzate DF or *Manzate Pro-Stick* at 540 grams to 650 grams per acre.

Application Information:

- **Water Volume:**
 - **Ground:** Utilize sufficient water to obtain thorough coverage – 80 to 400 L per acre.
 - **Aerial:** Apply by air with a minimum water volume of 20 L per acre.

How it Works:

The active ingredient cymoxanil is a cyanoacetamide-oxime fungicide with locally systemic activity. To be used as a preventative, curative and inhibitive (antisporeulant) fungicide application. Refer to "Fungicide Modes of Action" in the Plant Disease Control section for more information.

Tank Mixes:

DO NOT use *Curzate* alone. Use only in a tank mix with *Dithane Rainshield*, *Manzate DF* or *Manzate Pro-Stick*.

Restrictions:

- **Resistance management:** Refer to "Pathogen Resistance" in the Plant Disease Control section for more information.
- **Maximum number of applications:** DO NOT exceed 4 applications of this product per season.
- **Grazing:** No restrictions listed.
- **Preharvest interval:** 8 days
- **Restricted Entry Interval:** DO NOT re-enter treated areas within 24 hours of application.

- **Re-cropping:** No restrictions listed.
- **Storage:** Store product in original container in a secure, dry area away from food or feed. Protect against humid air and water. Not for use or storage in or around the home. Keep container tightly closed.
- **Environment:** A buffer zone of 50 m is required between the down-wind edge of the boom and sensitive aquatic habitats such as ponds, lakes, rivers, streams, and wetlands. DO NOT contaminate these habitats when cleaning and rinsing equipment or containers. DO NOT clean sprayer near well or water source or near desirable vegetation.

Hazard Rating:



Danger – Poison



Caution – Eye Irritant

Refer to the Introduction for an explanation of the symbols.

Custodia

Fungicide Group
3, 11

Company:

Adama Canada (PCP#33672)

Formulation:

200 g/L of Tebuconazole and 120 g/L of Azoxystrobin formulated as a suspension concentrate.

- Container size – 10.08 L

Crops, Diseases, Rates and Timing:

Crop	Diseases	Application Rate (per acre)	Application Timing
Wheat (spring, winter, durum)	Leaf rust, Stem rust, Stripe rust, Septoria leaf blotch, Tan spot	190-250 mL/ac	Apply <i>Custodia</i> ® to leaf foliage at the first sign or very early stage of disease, up to the end of the flowering period. Use of the higher rate should be considered when weather conditions are conducive to heavy disease development.
Barley	Net blotch, Spot blotch, Leaf rust, Stem rust, Stripe rust, Septoria leaf blotch, Tan spot	190-250 mL/ac	Apply <i>Custodia</i> ® to leaf foliage at the first sign or very early stage of disease. Use of the higher rate should be considered when weather conditions are conducive to heavy disease development.
Oats	Crown rust, stem rust, septoria leaf blotch	190 mL/ac	Apply <i>Custodia</i> ® to leaf foliage at the first sign or very early stage of disease.
Soybean	Frogeye leaf spot	190-250 mL/ac	Apply <i>Custodia</i> ® at the very early stages of disease development. Use of the higher rate should be considered when weather conditions are conducive to heavy disease development or when heavy disease pressure is present.

Application Information:

- **Water Volume:**
 - **Ground:** minimum 40 L per acre.
 - **Aerial:** minimum 20 L per acre.

How it Works:

The active ingredient azoxystrobin is a methoxyacrylate compound (strobilurin) with broad spectrum contact and systemic activity. To be used as a preventative and curative fungicide application. The active ingredient tebuconazole is a triazole demethylation inhibitor (DMI) fungicide with systemic broad-spectrum activity. Refer to “Fungicide Modes of Action” in the Plant Disease Control section for more information.

Tank Mixes:

None registered.

Adama Canada supports the following mixes that are not on the *Custodia* label. Apply mixes according to the most restrictive use limitations for either product:

- **Growth Regulator:** *Manipulator 620* (all crops)

Restrictions:

- **Resistance management:** Refer to "Pathogen Resistance" in the Plant Disease Control section for more information.
- **Maximum number of applications:** Do not apply more than once per year.
- **Grazing:** DO NOT graze or feed green forage to livestock prior to 6 days after treatment. Straw cut after harvest may be fed or used for bedding.
- **Preharvest interval:**
 - **Mature grain** – 36 days.
 - **Forage and hay** – 6 days
- **Restricted Entry Interval:** DO NOT re-enter treated areas within 12 hours of application.
- **Re-cropping:** No restrictions listed.
- **Storage:** Store above 5°C in original, tightly closed container. DO NOT ship or store near food, feed, seed and fertilizers. Store in a cool, dry, locked, well-ventilated area without a floor drain. Keep from freezing.
- **Environment:** This product is toxic to birds, small wild animals, aquatic organisms, and non-target plants. This product demonstrates the properties and characteristics associated with chemicals detected in ground water. The use of *Custodia* foliar fungicide in areas where soils are permeable, particularly where the water table is shallow, may results in ground water contamination. To reduce runoff from treated areas in to aquatic habitats avoid application to areas with a moderate to steep slope, compacted soil or clay. Avoid application when heavy rain is forecast. Contamination of aquatic areas as a results of runoff may be reduced by including a vegetative strip between the treated area and the edge of the water body.

Hazard Rating:



Caution – Poison

Refer to the Introduction for an explanation of the symbols.

Delaro 325 SC

Fungicide Group
3, 11

Company:

Bayer (PCP#31533)

Formulation:

175 g/L of prothioconazole and 150 g/L of trifloxystrobin formulated as a suspension concentrate.

- Container size – 7.1 L

Crops, Diseases, Rates and Timing:

Crop	Diseases Controlled	Application Rate (per acre)	Application Timing
Wheat (spring, durum)	Septoria leaf blotch (<i>Septoria tritici</i>), Powdery mildew (<i>Erysiphe graminis</i>), Tan spot (<i>Pyrenophora tritici-repentis</i>), Leaf rust (<i>Puccinia triticina</i>), Stem rust (<i>Puccinia graminis</i>), Stripe rust (<i>Puccinia striiformis</i>)	230 mL	Apply preventatively or at the very early stages of disease development, from 4 leaf to flag leaf, but prior to head emergence.
Barley	Net blotch (<i>Pyrenophora teres</i>), Scald (<i>Rhynchosporium secalis</i>), Leaf rust (<i>Puccinia hordei</i>), Stem rust (<i>Puccinia graminis</i>), Stripe rust (<i>Puccinia striiformis</i>), Powdery mildew (<i>Erysiphe graminis</i>)		
Oats	Crown rust (<i>Puccinia coronata</i>), Leaf blotch (<i>Septoria avenae</i>), Stem rust (<i>Puccinia graminis</i>)	230 mL	Apply preventatively or at the very early stages of disease development, from 4 leaf to flag leaf, but prior to head emergence.
Triticale	Stem rust (<i>Puccinia graminis</i>), Scald (<i>Rhynchosporium secalis</i>)		

Crop	Diseases Controlled	Application Rate (per acre)	Application Timing
Wheat (winter)	Septoria leaf blotch (<i>Septoria tritici</i>), Powdery mildew (<i>Erysiphe graminis</i>), Tan spot (<i>Pyrenophora tritici-repentis</i>), Leaf rust (<i>Puccinia triticina</i>), Stem rust (<i>Puccinia graminis</i>), Stripe rust (<i>Puccinia striiformis</i>)	177 to 230 mL	
Faba bean	Grey mould and chocolate spot (<i>Botrytis cinerea</i>), white mould (<i>Sclerotinia sclerotiorum</i>)	356 mL	Begin fungicide applications at the beginning of flowering or at first sign of disease.
Field Peas	Mycosphaerella blight (<i>Mycosphaerella pinodes</i>), ascochyta blight (<i>Ascochyta pisi</i>), white mould (<i>Sclerotinia sclerotiorum</i>), grey mould (<i>Botrytis cinerea</i>)	356 mL	Apply at the first sign of disease. When disease pressure is high or when agronomic or weather conditions are conducive to disease development, make a second application 10 to 14 days later. Use shorter intervals for best protection.
Chickpea	Ascochyta blight (<i>Ascochyta rabiei</i>), white mould (<i>Sclerotinia sclerotiorum</i>), grey mould (<i>Botrytis cinerea</i>)		
Lentils	White mould (<i>Sclerotinia sclerotiorum</i>), ascochyta blight (<i>Ascochyta lentis</i>), grey mould (<i>Botrytis cinerea</i>), anthracnose (<i>Colletotrichum truncatum</i>)		
Soybean	Brown spot (<i>Septoria glycines</i>), phomopsis stem blight (<i>Phomopsis longicolla</i>), white mould (<i>Sclerotinia sclerotiorum</i>), frog-eye leaf spot (<i>Cercospora soja</i>)	230 mL	Apply preventatively or at the first signs of disease from early flowering (R1) to complete pod fill (R5). When disease pressure is high or when agronomic or weather conditions are conducive to disease development, make a second application 10 to 14 days later. Continue applications as needed on a 10 to 14 day interval.
Corn	Common rust (<i>Puccinia sorghi</i>), eye spot (<i>Aureobasidium zeae</i>), Northern corn leaf blight (<i>Setosphaeria turcica</i> ; anamorph <i>Exserohilum turcicum</i>), grey leaf spot (<i>Cercospora zeae-maydis</i>)	230 mL	Apply at first sign of disease. When disease pressure is high or when agronomic or weather conditions are conducive to disease development, make a second application 10 to 14 days later.
Alfalfa for seed production only (minor use registration)	Blossom blight (<i>Sclerotinia sclerotiorum</i> , <i>Botrytis cinerea</i>)	356 mL	Begin fungicide applications at the beginning of flowering or at first sign of disease. When disease pressure is high or when agronomic or weather conditions are conducive to disease development make a second application 10 to 14 days later.

Application Information:

- **Water Volume:**
 - **Ground:** minimum 40 L per acre.
 - **Aerial:** minimum 20 L per acre.

How it Works:

The active ingredient prothioconazole is a triazole fungicide with broad spectrum systemic activity. The active ingredient trifloxystrobin is a strobilurin fungicide with broad spectrum preventative activity. Refer to "Fungicide Modes of Action" in the Plant Disease Control section for more information.

Tank Mixes:

None registered.

Bayer supports the following mixes that are not on the *Delaro 325 SC* label. Apply mixes according to the most restrictive use limitations for either product:

- **Insecticides:** *Decis*, *Matador*

Restrictions:

- **Resistance management:** Refer to "Pathogen Resistance" in the Plant Disease Control section for more information.
- **Maximum number of applications:** DO NOT exceed 2 applications of *Delaro 325 SC* per season in field pea, chickpea, lentil, soybean, winter wheat and corn. DO NOT exceed 1 application of *Delaro 325 SC* per season in barley, oats, triticale, spring wheat and durum.
- **Grazing:** No restrictions listed.
- **Preharvest interval:**
 - *Wheat, barley, oats, triticale* – 45 days
 - *Field pea, chickpea, lentil* – 30 days
 - *Field corn, popcorn* – 30 days
 - *Soybean* – 20 days
 - *Sweet corn* – 14 days
 - *Flax* – 36 days
- **Restricted Entry Interval:** DO NOT re-enter treated areas within 12 hours of application.
- **Re-cropping:** Crops listed on label, corn, cereals and sugarbeet may be planted immediately following last application. DO NOT plant any other crops within 30 days of application of *Delaro 325 SC*.
- **Storage:** Store this product away from food or feed. Keep away from fire or open flame or other sources of heat. DO NOT store at temperatures below freezing. If stored for 1 year or longer, shake well before using. Store away from feed, seed, fertilizer, plant and foodstuffs. DO NOT store in or around the home. Keep in original container during storage.
- **Environment:** Toxic to aquatic organisms and non-target terrestrial plants. DO NOT contaminate irrigation or drinking water supplies or aquatic habitats by cleaning of equipment or disposal of wastes. DO NOT apply to areas where runoff is likely to occur.
- Rainfast 1 hour.

Hazard Rating:



Caution – Eye Irritant

Potential Skin Sensitizer

Refer to the Introduction for an explanation of the symbols.

Delaro Complete

Fungicide Group
3, 7, 11

Company:

Bayer (PCP#34095)

Formulation:

176.2 g/L Prothioconazole, 154 g/L Trifloxystrobin, and 128 g/L Fluopyram as suspension concentrate

- Container size – 7.1 L jug (20ac/jug), 113.8 L drum (320 ac/drum)

Crops, Diseases, Rates and Timing:

Crop	Diseases	Application Rate (per acre)	Application Timing
Lentils, chickpeas, field peas, dry beans, faba bean	Control of white mould (<i>Sclerotinia sclerotiorum</i>), grey mould (<i>Botrytis cinerea</i>), ascochyta blight (<i>Ascochyta spp.</i>), anthracnose in dry bean (<i>Colletotrichum lindemuthianum</i>), anthracnose in lentil (<i>Colletotrichum lentis</i>), mycosphaerella blight in field pea (<i>Mycosphaerella pinodes</i>), powdery mildew (<i>Erysiphe pisi</i>), chocolate spot in Faba bean (<i>Botrytis cinerea</i>)	356mL	Begin fungicide applications preventatively, at the beginning of flowering or at first sign of disease. When disease pressure is high or when agronomic or weather conditions are conducive to disease development, make a second application 7 to 14 days later. Within the stated interval range, use shorter intervals for best protection. Ensure that the area to be treated is covered uniformly. Good spray coverage and canopy penetration are important for best results.

Crop	Diseases	Application Rate (per acre)	Application Timing
Soybean	Control of frogeye leaf spot (<i>Cercospora sojina</i>), brown spot (<i>Septoria glycines</i>), phomopsis stem blight (<i>Phomopsis longicolla</i>) Suppression of charcoal rot (<i>Macrophomina phaseolina</i>), and white mould (<i>Sclerotinia sclerotiorum</i>)	237mL	Begin fungicide applications preventatively or at the first signs of disease from early flowering (R1) to complete pod fill (R5). When disease pressure is high or when agronomic or weather conditions are conducive to disease development, make a second application 10 to 14 days later.
Corn (sweet corn, field corn, popcorn, including corn grown for seed)	Control of common rust (<i>Puccinia sorghi</i>), southern corn rust (<i>Puccinia polysora</i>), eye spot (<i>Aureobasidium zeae</i> , syn. <i>Kabatiella zeae</i>), northern corn leaf blight (<i>Setosphaeria turcica</i> , syn. <i>Exserohilum turcicum</i>), grey leaf spot (<i>Cercospora zeae-maydis</i>), tar spot (<i>Phyllachora maydis</i>)	237mL	Apply DELARO COMPLETE when disease first appears and re-apply after 7-14 days if favourable conditions for disease development persist. DO NOT apply DELARO COMPLETE with an adjuvant in corn. Do not apply more than 2 applications of DELARO COMPLETE per crop year. To limit the potential for development of disease resistance to these fungicide classes do not make more than 2 applications of DELARO COMPLETE or any Group 11 or Group 7 containing fungicide before rotating with a fungicide from a different Group.
Winter Wheat	Control of septoria leaf blotch (<i>Septoria tritici</i>), powdery mildew (<i>Erysiphe graminis</i>), tan spot (<i>Pyrenophora tritici-repentis</i>), leaf rust (<i>Puccinia triticina</i>), stem rust (<i>Puccinia graminis</i>), stripe rust (<i>Puccinia striiformis</i>)	189mL to 237mL	DELARO COMPLETE should be applied as a preventative disease control measure or at the very early stages of disease development. This could occur anytime during tillering or stem elongation. Typically, one application from the tillering up to flag leaf emergence is required. A second application may be made if needed. DO NOT apply within 14 days of the first treatment. DELARO COMPLETE must be applied prior to head emergence. Timing of Application: Single application: 4-leaf stage up to flag leaf (GS 14-47). Two applications: First application: 4-leaf stage to flag leaf stage. Second application: not within 14 days of the first application and prior to head emergence.
Wheat (spring and durum)	Control of septoria leaf blotch (<i>Septoria tritici</i>), powdery mildew (<i>Erysiphe graminis</i>), tan spot (<i>Pyrenophora tritici-repentis</i>), leaf rust (<i>Puccinia triticina</i>), stem rust (<i>Puccinia graminis</i>), stripe rust (<i>Puccinia striiformis</i>)	237mL	DELARO COMPLETE should be applied as a preventative disease control measure or at the very early stages of disease development. Typically this application will occur from tillering up to flag leaf emergence.
Barley	Control of net blotch (<i>Pyrenophora teres</i>), scald (<i>Rhynchosporium secalis</i>), leaf rust (<i>Puccinia hordei</i>), stem rust (<i>Puccinia graminis</i>), stripe rust (<i>Puccinia striiformis</i>), powdery mildew (<i>Erysiphe graminis</i>)		
Oats	Control of crown rust (<i>Puccinia coronata</i>), septoria leaf blotch (<i>Septoria avenae</i>), stem rust (<i>Puccinia graminis</i>)		
Triticale	Control of stem rust (<i>Puccinia graminis</i>), scald (<i>Rhynchosporium secalis</i>)	237mL	

Application Information:

- **Water Volume:**
 - **Ground:** 40 Litre/acre.
 - **Air:** 20 Litre/acre.
- For application in dry shelled pea and bean, *Delaro Complete* should be thoroughly dispersed prior to the addition of a Non-Ionic Surfactant. *Delaro Complete* is recommended to be used with a registered Non-Ionic Surfactant, such as *Agral® 90* or *Ag-Surf®*, at 0.125% vol/vol.

How it Works:

The active ingredient prothioconazole is a triazole fungicide with broad-spectrum systemic activity. Trifloxystrobin is a strobilurin fungicide with broad spectrum preventative activity. The active ingredient fluopyram is a carboxamide fungicide with systemic activity. Fluopyram is highly plant mobile and works to disrupt disease spore germination.

Tank Mixes:

Follow the product label. When tank mixes are permitted, consult the labels of the tank-mix partners and observe the largest (most restrictive) spray buffer zone of the products involved in the tank mixture and apply using the coarsest spray (ASAE) category indicated on the labels for those tank mix partners.

Restrictions:

- **Maximum number of applications:** maximum 2 application per season.
- **Rainfall:** Avoid application when heavy rain is in forecast.
- **Pre-harvest Intervals:** see table below.
- **Grazing:** see table below.
- **Re-entry:** 12 hours after application (see table below).

Crop	Pre Harvest Interval (days)	Pre-Grazing Interval (days)	Re-entry
Soybean	20	n/a	12 hours
Dried shelled pea and bean	30	7	12 hours
Field corn, popcorn	14 (grain)	14 (forage, stover)	12 hours (including mechanical detasseling of corn)
Sweet corn	14 (ears)	14 (forage, fodder)	12 hours; (14 days for manual detasseling of corn)
Spring and durum wheat, barley, oats, triticale	45	30 (grazing/forage) 45 (hay, straw, grain)	12 hours
Winter wheat	45	1 application: 30 (grazing/forage) 45 (hay, straw, grain) 2 applications: Do not allow livestock to graze within the treated area and do not harvest	12 hours

- **Re-cropping interval:** Treated areas may be replanted with any crop specified on the label as soon as practical after the last application. For all other crops, do not plant back within 30 days of last application.
- **Storage:** Store this product away from food or feed. Do not contaminate water, food, or feed by storage or disposal. Do not store below freezing. Keep away from direct sunlight. If stored for 1 year or longer, shake well before using. Store the tightly closed container away from feeds, seeds, fertilizer, plants and foodstuffs. Do not use or store in or around the home. Keep the product in the original container during storage.
- **Environment:** Toxic to birds. Toxic to aquatic organisms and non-target terrestrial plants. Observe spray buffer zones. Toxic to certain beneficial arthropods (which may include predatory and parasitic insects, spiders, and mites). Minimize spray drift to reduce harmful effects on beneficial arthropods in habitats next to the application site such as hedgerows and woodland. DO NOT contaminate irrigation or drinking water supplies or aquatic habitats by cleaning of equipment or disposal of wastes.

Hazard Rating:

Eye irritant, Skin Sensitizer, Lung Irritant

Diplomat 5SC Fungicide

Fungicide Group
19

Company:

Belchim Crop Protection Canada Inc. (PCP # 32918)

Formulations:

Polyoxin D Zinc Salt, 5.0% as formulated as Suspension Concentrate

- Container size: 4 x 5L

Crops, Diseases, Rates and Timing:

Crop	Diseases controlled	Application Rate (per acre)	Application Timing
Potatoes	Suppression of Early blight (<i>Alternaria solani</i>)	221 – 375 mL/acre	Begin as a preventative application when conditions favour disease development and continue on a 7-14 day interval as needed to maintain suppression. Do not apply by air.

Application Information:

- **Water Volume:**
 - **Ground:** Apply as a foliar spray in sufficient water to provide thorough coverage of foliage.
 - Do not apply by air.

How it Works

Polyoxin D zinc salt stops the growth of susceptible fungal pathogens by interfering with their cell wall growth.

Tank Mixes:

None registered.

Restrictions:

- **Maximum number of applications:** Do not apply more than 61 g a.i./acre/season
- **Rainfall:** Avoid application when heavy rain is forecast.
- **Pre-harvest Intervals:** 0 days
- **Re-entry:** Until sprays have dried
- **Re-cropping interval:** n/a
- **Storage:** Store in the original container in a dry location away from food or feed
- **Environment:** To reduce runoff from treated areas into aquatic habitats avoid application to areas with a moderate to steep slope, compacted soil, or clay. Avoid application when heavy rain is forecast. Contamination of aquatic areas as a result of runoff may be reduced by including a vegetative strip between the treated area and the edge of the water body.

Hazard Rating:

None listed.

Potential Skin Sensitizer

Double Nickel LC/Double Nickel 55

Fungicide Group
44

Company:

Distributed by UAP (*Double Nickel LC; Double Nickel 55*)

Formulations:

Double Nickel LC (PCP#31887): 1×10^{10} *Bacillus amyloliquefaciens* strain D747 spores/mL (minimum) formulated in an aqueous suspension.

- Container size – 2 x 9.46 L and 1,000 L

Double Nickel 55 (PCP#31888): 5×10^{10} *Bacillus amyloliquefaciens* strain D747 spores/g formulated in a water dispersible granule.

- Container size – 4 x 2.27 kg

Crops, Diseases, Rates and Timing:

Crop	Diseases Controlled	Application Rates		Application Timing
		Double Nickel LC (L/acre)	Double Nickel 55 (kg/acre)	
Potato	White mould (<i>Sclerotinia sclerotiorum</i>)	0.4 to 2 L	0.08 to 0.4 kg	Begin preventative foliar application when conditions are favorable for disease development. Repeat application every 3 to 10 days if the favorable conditions for disease development persist. Apply when disease pressure is low or newly emerged plants.
	White mould (<i>Sclerotinia sclerotiorum</i>)	2 to 5* L	0.4 to 1* kg	Use higher rate (*) when disease pressure is moderate to high or when environmental conditions or plant stage is conducive to rapid disease development
	Early blight (<i>Alternaria solani</i>)	1 to 4 L	0.2 to 0.8 kg	Begin foliar application on onset of crop cover to formation of tuber. Repeat application every 3 to 10 days if the favorable conditions for disease development persist.
	Black scurf (<i>Rhizoctonia solani</i>)	0.4 to 2 L	0.08 to 0.4 kg	Apply in soil at the time of planting, following the instructions for Banded/in-furrow application
Soybean	White mould (<i>Sclerotinia sclerotiorum</i>)	1 to 4 L	0.2 to 0.8 kg	Begin foliar application from early flowering to pod set. Repeat application every 3 to 10 days if the favorable conditions for disease development persist.
Hemp	Suppression of white mold (<i>Sclerotinia sclerotiorum</i>), grey mold (<i>Botrytis cinerea</i>)	1 to 2 L	0.2 to 0.4 kg	Growth stage: From planting/ transplanting until maturity and harvest. Begin applications preventatively when conditions are favorable for onset of disease. Ensure full spray coverage. White mold: Repeat application every 3 to 14 days for as long as conditions favor disease development. Grey mold: Repeat application every 3 to 11 days for as long as conditions favor disease development. Under moderate to high disease pressure, or when environmental conditions and plant stage are conducive to rapid disease development, use higher label rates (2.02 L/ac), or apply more frequently (every 3 to 7 days). Lower rates (1.01 L/ac) may be applied under low disease pressure or to smaller (e.g. newly-emerged or transplanted plants and cuttings).

Application Information:

- **Foliar:** Mix in sufficient volume of water to achieve thorough coverage of the crop canopy with minimal runoff.
- **For control of early blight, black scurf in potato and white mould in soybean:** Apply lower rate under low disease pressure or to smaller, newly emerged plants. Higher rates may be applied when disease pressure is moderate to high or when environmental conditions and plant stage are conducive to rapid disease development. Apply more frequently (3 to 7 days) or rotate with other fungicides for improved performance.
- **Soil application:** Apply by banded/in-furrow application. Mix the required amount of product in water and apply as banded spray (10 to 15 cm wide) or seedrow drench centered over the furrow. Apply directly over the seeds in the furrow just before seeds are covered with soil. Refer to the product labels for the table with application rates for different row spacing's.

How it Works:

The active ingredient, *Bacillus amyloliquefaciens* strain D747, is a beneficial bacterium with broad spectrum activity. *B. amyloliquefaciens* colonizes the plant surfaces preventing establishment of disease-causing fungi and bacteria.

Tank Mixes:

None registered.

Restrictions:

- **Resistance management:** Refer to "Pathogen Resistance" in the Plant Disease Control section for more information.
- **Maximum number of applications:** Can be applied every 3 to 10 days as long as conditions favor disease development.
- **Grazing:** No restrictions listed.
- **Pre-harvest Interval:**
 - **Hemp** – 3 to 4 weeks
- **Restricted Entry Interval:** DO NOT re-enter treated areas within 4 hours of application.
- **Re-cropping:** No restrictions listed.
- **Storage:** Store in original container away from children and direct sunlight, at 4 to 25°C for up to two years. DO NOT contaminate feed/food.
- **Environment:** To reduce runoff into aquatic habitats, avoid application when heavy rain in forecast. Runoff can also be reduced by including a vegetative strip between the treated area and edge of water body.

Hazard Rating:

Possible eye irritant and may cause sensitization.

Dyax

Fungicide Group
7, 11

Company:

BASF Canada (PCP#32746)

Formulation:

250 g/L of fluxapyroxad and 250 g/L of pyraclostrobin formulated as a suspension concentrate.

- Container size – 2 x 9.6 L

Crops, Diseases, Rates and Timing:

Crop	Diseases	Application Rate* (per acre)	Application Timing
Chickpea	Control of ascochyta blight (<i>Ascochyta rabiei</i>) Suppression of white mould (<i>Sclerotinia sclerotiorum</i>)	160 mL	Apply at the onset of symptoms and prior to row closure at the beginning of flower. DO NOT make sequential applications of Dyax.
Lentil	Control of anthracnose (<i>Colletotrichum truncatum</i>) and ascochyta blight (<i>Ascochyta lentis</i>) Suppression of white mold (<i>Sclerotinia sclerotiorum</i>)	120 to 160 mL/acre	Apply at the onset of symptoms and prior to row closure at the beginning of flower.
Faba bean	Ascochyta blight suppression (<i>Ascochyta</i> spp.), white mold suppression (<i>Sclerotinia sclerotiorum</i>)	120 to 160 mL	Apply at the beginning of flowering or at the onset of symptoms.
Field pea	Control of Mycosphaerella blight (<i>Mycosphaerella pinodes</i>), powdery mildew (<i>Erysiphe pisi</i> ; high rate only), ascochyta blight (<i>Ascochyta pinodes</i>), white mold suppression (<i>Sclerotinia sclerotiorum</i>)	120 to 160 mL/acre	Apply at the onset of symptoms and prior to row closure at the beginning of flower.
Dry bean	Control of anthracnose (<i>Colletotrichum lindemuthianum</i>), powdery mildew (<i>Erysiphe</i> spp.) and rust (<i>Uromyces appendiculatus</i>)	160 mL	Apply at the beginning of flowering.
	Suppression of white mould (<i>Sclerotinia sclerotiorum</i>)	240 mL to 320 mL	
Soybean	Suppression of septoria brown spot (<i>Septoria glycines</i>), frog-eye leaf spot (<i>Cercospora soja</i>), white mould (<i>Sclerotinia sclerotiorum</i>)	120 to 160 mL/acre	Apply prior to disease development when conditions are favourable for disease development.

Crop	Diseases	Application Rate* (per acre)	Application Timing
Canola	Control of Blackleg (<i>Leptosphaeria maculans</i>); Suppression of Sclerotinia stem rot (<i>Sclerotinia sclerotiorum</i>) and Alternaria black spot (<i>Alternaria brassicae</i> and <i>A. raphani</i>)	120 to 160 mL/acre	Apply <i>Dyax</i> at 20-50% flowering to suppress Sclerotinia stem rot and Alternaria black spot. If disease persists or weather conditions are favourable for disease development, make a second application 10 to 14 days later with a fungicide that contains a different mode of action. Apply <i>Dyax</i> at late flowering to early green pod to suppress black spot. Use the high rate under high disease pressure.
Flax	Control of Pasma (<i>Septoria linicola</i>) Suppression of Sclerotinia stem rot (<i>Sclerotinia sclerotiorum</i>)	120 to 160 mL/acre	Apply <i>Dyax</i> at 20-50% flowering to control pasmo and suppress Sclerotinia stem rot.
Sunflower	Suppression of Leaf rust (<i>Puccinia helianthi</i>)	160 mL/acre	Apply <i>Dyax</i> at first sign of disease to suppress leaf rust.
Alfalfa for seed production	Control of Common leaf spot (<i>Pseudopeziza medicaginis</i> ; high rate only) Suppression of Blossom blight (<i>Sclerotinia sclerotiorum</i>)	120 to 160 mL/acre	For optimal disease control, apply <i>Dyax</i> at the beginning of flowering (10-30% bloom) or at the onset of disease. DO NOT make more than 1 application per year

DO NOT make sequential applications of *Dyax*. If disease persists or weather conditions are favourable for disease development, make a second application 10 to 14 days later, with a fungicide that contains a different mode of action. Use the shorter interval when disease pressure is high.

Application Information:

- **Water Volume:**
 - **Ground:** minimum 40 L per acre.
 - **Aerial:** minimum 20 L per acre.

How it Works:

The active ingredient fluxapyroxad is a carboxamide (SDHI) fungicide with system activity. The active ingredient pyraclostrobin is a strobilurin fungicide with broad spectrum contact and systemic activity. To be used as a preventative application when environmental conditions are favourable for disease development. Refer to "Fungicide Modes of Action" in the Plant Disease Control section for more information.

Restrictions:

- **Resistance management:** Refer to "Pathogen Resistance" in the Plant Disease Control section for more information.
- **Maximum number of applications:** DO NOT exceed 1 sequential application of this product per season with a maximum of two total applications per season.
- **Grazing:** All crops on this label can be grazed or fed to livestock. Observe the minimum pre-harvest intervals for each crop.
- **Preharvest interval:**
 - **Field pea, lentil, chickpea, faba bean, dry bean** – 30 days
 - **Soybean** – 21 days
- **Restricted Entry Interval:** DO NOT re-enter treated areas within 12 hours of application.
- **Re-cropping:** Crops listed on label, tuberous and corm vegetables, fruiting vegetables, pome fruits and stone fruits may be planted immediately following last application. A plant-back interval of one year is required for all other crops.
- **Storage:** Store this product away from food or feed.
- **Environment:** Maintain specified buffer zones. Toxic to aquatic organisms, small mammals, and non-target terrestrial plants.

Hazard Rating:



Danger Poison – Skin Irritant

Refer to the Introduction for an explanation of the symbols.

Elatus

Fungicide Group
7, 11

Company:

Syngenta Canada

Formulations:

The Elatus package has 2 components:

- *Elatus A Fungicide* (PCP #31973): 250 g/L azoxystrobin, formulated as a suspension
- *Elatus B Fungicide* (PCP #31977): 100 g/L benzovindiflupyr, formulated as an emulsifiable concentrate

Crops, Diseases, Rates and Timing:

Crop	Diseases	Rate <i>Elatus A</i>	Rate <i>Elatus B</i>	Application Timing
Chickpea	Ascochyta blight (<i>Ascochyta</i> spp.), anthracnose (<i>Colletotrichum</i> spp.) Suppression of white mould (<i>Sclerotinia sclerotiorum</i>)	200 mL/acre	200 to 300 mL/acre	In pulse crops, the first application must be applied before disease is established and no later than the onset of flowering. A second application can be made 10 to 14 days later, if disease pressure is severe or conditions are conducive to disease development.
Dry bean including faba bean	Ascochyta blight (<i>Ascochyta</i> spp.), anthracnose (<i>Colletotrichum</i> spp.) Suppression of white mould (<i>Sclerotinia sclerotiorum</i>)			
Field pea	Ascochyta blight (<i>Ascochyta</i> spp.), anthracnose (<i>Colletotrichum</i> spp.), mycosphaerella blight (<i>Mycosphaerella pinodes</i>), powdery mildew (<i>Microsphaera diffusa</i> , <i>Erysiphe pisi</i> , <i>E. polygoni</i>) Suppression of white mould (<i>Sclerotinia sclerotiorum</i>)			
Lentil	Ascochyta blight (<i>Ascochyta</i> spp.), anthracnose (<i>Colletotrichum</i> spp.) Suppression of white mould (<i>Sclerotinia sclerotiorum</i>)			
Potato	Control of silver scurf (<i>Helminthosporium solani</i>), rhizoctonia stem canker and rhizoctonia stolon canker (<i>Rhizoctonia</i> spp.), black scurf (<i>Rhizoctonia solani</i>)	4 to 6 mL/100 m row	200 to 300 mL/acre	Apply once as an in furrow spray in 20 to 55 L/acre of water at planting. Mount the spray nozzle so the spray is directed into the furrow as a 15 to 20 cm band just before the seed is covered. DO NOT apply by air.
	Suppression of verticillium wilt (<i>Verticillium dahlia</i>)	-	300 mL/acre	
Soybean	Control of cercospora leaf spot (<i>Cercospora kikuchii</i>), powdery mildew (<i>Microsphaera diffusa</i> , <i>Erysiphe pisi</i> , <i>E. polygoni</i>), septoria brown spot (<i>Septoria glycines</i>) Suppression of pod and stem blight (<i>Diaporthe phaseolorum</i>)	200 mL/acre	200 to 300 mL/acre	Make first application at the R1 to R3 developmental stage or when there is a 5% disease level in the field. A second application may be made 14 days later, if conditions are conducive to disease development.

As of January 1, 2021, www.keepingitclean.ca indicates that grain from pulse crops treated with this product may have market access concerns. Refer to "Understanding Maximum Residue Limit Statements in the Guide" in the introduction for more information AND consult potential grain buyers before using this product.

Application Information:

- If disease pressure is high, use the highest rate and shortest application interval. For best results, use sufficient water volume to provide thorough coverage.
- **Ground:** minimum of 40 to 80 L per acre water volume is recommended.
- **Aerial:** minimum of 18 L per acre water volume is recommended.
- Use sufficient water to obtain thorough coverage of plants. DO NOT apply under periods of dead calm. Avoid application of this product when winds are gusty.

How it Works:

The active ingredient azoxystrobin is a methoxyacrylate compound (strobilurin) broad spectrum contact and systemic activity with preventative and curative applications. The active ingredient benzovindiflupyr is a succinate dehydrogenase inhibitor (SDHI) fungicide with broad spectrum activity. Refer to "Fungicide Modes of Action" in the Plant Disease Control section for more information.

Tank Mixes:

The Elatus package has 2 components. Add *Elatus A* (SC) and any additional SC formulation mix partners prior to adding *Elatus B* (EC) and any additional EC formulation mix partners.

It is not recommended to combine solid (WG or DF) formulations with liquid tank mix partners within a single batch. Batch mix any WG or DF formulation mix partners before *Elatus A* (SC) and any additional SC formulation mix partners. Any SN or SL formulation mix partners should be added by induction or an additional batch mix after the EC (*Elatus B*) and any additional EC formulation mix partners.

Restrictions:

Note that Elatus contains 2 components with separate labels. Follow the most restrictive precautions, restrictions, and directions found on each of the *Elatus A* and *Elatus B* labels.

- **Resistance management:** Refer to "Pathogen Resistance" in the Plant Disease Control section for more information.
- **Maximum number of applications:** DO NOT apply consecutive applications and DO NOT apply more than 2 applications per season.
- **Grazing:** DO NOT feed dried pea vines to livestock.
- **Preharvest interval:** DO NOT apply on pulse crops within 15 days of harvest. DO NOT apply on soybean within 14 days of harvest.
- **Restricted Entry Interval:** DO NOT re-enter fields for 12 hours after application.
- **Re-cropping:** Potatoes, pulse crops (including dried pea and bean subgroup), soybean, fruiting and cucurbit vegetables, cereals (wheat, barley, oat, rye, triticale), corn, and rapeseed (including canola, mustard, flax, and borage) may be planted immediately after last application as long as they are also registered for use with azoxystrobin products. All other crops intended for food and feed may be planted 180 days after last application of *Elatus*.
- **Storage:** Store product in original container only, away from other pesticides, fertilizer, food or feed. Not for use or storage in or around the home. Keep container closed. To prevent contamination, store this product away from food or feed.
- **Environment:** DO NOT use to control aquatic pests. *Elatus A* is extremely phytotoxic to certain apple varieties. DO NOT use where spray drift may reach apple trees.

Hazard Rating:



Warning Poison – Corrosive to Eyes and Skin

Refer to the Introduction for an explanation of the symbols.

Evito 480

Fungicide Group

11

Company:

UPL AgroSolutions Canada Inc. (PCP#30408)

Formulation:

480 g/L fluoxastrobin formulated as a suspension.

- Container size – 4.8 L

Crops, Diseases, Rates and Timing:

Crop	Diseases	Application Rate (per acre)	Application Timing
Wheat	Control of leaf rust (<i>Puccinia triticina</i> , <i>P. hordei</i>), tan spot (<i>Pyrenophora tritici-repentis</i>), stripe rust (<i>Puccinia striiformis</i>), stem rust (<i>Puccinia graminis</i>) Suppression of septoria leaf blotch (<i>Septoria tritici</i>)	59 to 118 mL	Apply preventively and repeat if needed after a 14 to 21 day interval. Use the higher rates and shorter interval when disease pressure is high. Apply prior to disease development from Feekes 5 (Zadok's 30) up to late head emergence at Feekes 10.5 (Zadok's 59).
	Powdery mildew (<i>Erysiphe graminis</i>)	74 to 118 mL	
Barley, Rye, Triticale	Leaf rust (<i>Puccinia triticina</i> , <i>P. hordei</i>), stripe rust (<i>Puccinia striiformis</i>), stem rust (<i>Puccinia graminis</i>), net blotch (<i>Pyrenophora teres</i>)	59 to 118 mL	Apply preventively and repeat if needed after a 14 to 21 day interval. Use the higher rates and shorter interval when disease pressure is high.
	Powdery mildew (<i>Erysiphe graminis</i>)	74 to 118 mL	Apply prior to disease development from Feekes 5 (Zadok's 30) up to late head emergence at Feekes 10.5 (Zadok's 59).
Oat	Crown rust (<i>Puccinia coronata</i>) (suppression), stem rust (<i>Puccinia graminis</i>), septoria leaf blotch (<i>Septoria avenae</i>) (suppression)	59 to 118 mL	Apply preventively and repeat if needed after a 14 to 21 day interval. Use the higher rates and shorter interval when disease pressure is high.
Corn	Common rust, (<i>Puccinia sorghi</i>), grey leaf spot (<i>Cercospora maydis</i>) Suppression of northern corn leaf blight (<i>Setosphaeria turcica</i> ; anamorph: <i>Exserohilum turcicum</i>)	59 to 120 mL	Apply preventatively and repeat if needed after 7 to 10 day intervals. Use higher rates and shorter intervals when disease pressure is high.
Canola , borage, flax (seed), camelina, and mustard (seed)	Suppression of sclerotinia stem rot (<i>Sclerotinia sclerotiorum</i>)	59 to 118 mL	Apply preventatively at 20% to 50% bloom stage. For optimum results apply prior to petal drop. Follow up with a second application as needed on a 7 to 14 day interval. Use higher rates and shorter interval when disease pressure is high.
Soybean	Control of frog-eye leaf spot (<i>Cercospora sojina</i>)	59 to 120 mL	Apply preventatively and repeat if needed after a 14 to 21 day interval. Use the higher rate and shorter interval when disease pressure is high.
Potato*	Control of late blight (<i>Phytophthora infestans</i>) and black dot (<i>Colletotrichum coccodes</i>) Suppression of early blight	112 mL	Apply preventatively and repeat on a 7 day interval. If disease symptoms develop, switch to a fungicide with a different mode of action.
	Black scurf (<i>Rhizoctonia solani</i>)	1.55 to 2.33 mL product/ 100 m row	Apply as an in-furrow application or banded application shortly after plant emergence, during herbicide application or cultivation.*
	Silver scurf (<i>Helminthosporium solani</i>)	2.33 mL product/ 100 m row	Apply as an in-furrow application or banded application shortly after plant emergence, during herbicide application or cultivation.*

*Consult with product label before application.

Application Information:

- **Water Volume:**
 - **Ground:** Apply in a minimum of 40 L of water per acre.
 - **Aerial:** Apply in a minimum of 20 L of water per acre.

How it Works:

The active ingredient fluoxastrobin is a systemic fungicide that works by interfering with respiration in plant pathogenic fungi, and is a potent inhibitor of spore germination and mycelial growth. Refer to "Fungicide Modes of Action" in the Plant Disease Control section for more information.

Tank Mixes:

All Cereals: propiconazole.

- **Wheat, barley and oat:** tebuconazole, *Caramba*, *Proline 480 SC*, *Prosaro 250 EC*.

Corn: propiconazole (field, seed, sweet), chlorothalonil (sweet corn only).

Soybean: propiconazole, tebuconazole

Potatoes: MUST be tank mixed with chlorothalonil, mancozeb or metiram.

Refer to tank mix partner labels for use in directions, restrictions and precautions.

Restrictions:

- **Resistance management:** Refer to "Pathogen Resistance" in the Plant Disease Control section for more information.
- **Maximum number of applications:**
 - **Wheat, barley, corn, oat, rye, triticale, canola, soybean** – 2 applications per year
 - **Potatoes** – 3 applications per year
- **Grazing:** DO NOT apply within 7 days of harvest for hay and forage. If wheat forage will be harvested, make only one application.
- **Preharvest interval:**
 - **All cereals** – 40 days
 - **Canola** – 21 days
 - **Potatoes** – 7 days
 - **Corn** – 30 days (grain) or 7 days (sweet)
 - **Soybean** – DO NOT apply later than R6 (full seed)
- **Re-cropping:**
 - All crops on the *Evito 480* label (cereals, corn, canola, potato, soybean, dry bean, field pea, faba bean, chickpea, lentil) may be planted immediately following harvest.
 - Alfalfa and forage grasses may be planted following a 30 days plant back interval.
 - Sunflower may be planted following a 180 days plant back interval.
 - For all other crops, DO NOT plant back within one year of the last field application.
- **Storage:** Store in cool, dry place and in such a manner as to prevent cross contamination with other pesticides, fertilizers, food, or feed. Store in original container and out of reach of children, preferably in a locked storage area. *Evito 480* is not affected by freezing.
- **Environment:** Toxic to aquatic organisms. Observe buffer zones as specified on the label. To reduce runoff from treated areas into aquatic habitats avoid application to areas with a moderate to steep slope, compacted soil, or clay.

Hazard Rating:

Potential Skin Sensitizer

Fontelis

Fungicide Group

7

Company:

Corteva Agriscience (PCP#30331)

Formulation:

200 g/L penthiopyrad formulated as a suspension.

- Container size – 2 x 9.6 L jug

Crops, Diseases, Rates and Timing:

Crop	Diseases	Application Rate (per acre)	Application Timing
Alfalfa	Sclerotinia stem rot (<i>Sclerotinia sclerotiorum</i>)	500 to 700 mL	Begin applications prior to disease development and continue on a 7 to 14 day interval. Use higher rate and shorter interval when disease pressure is high.

Application Information:

- **Water Volume:**
 - **Ground:** 45 L per acre.
 - **Aerial:** 16 L per acre.
- Use sufficient water to obtain thorough coverage of plants. DO NOT apply under periods of dead calm. Avoid application of this product when winds are gusty.

How it Works:

The active ingredient penthiopyrad is a carboxamide fungicide with broad spectrum, locally systemic and curative properties recommended for foliar and soil borne plant diseases. Refer to "Fungicide Modes of Action" in the Plant Disease Control section for more information.

Tank Mixes:

None registered.

Restrictions:

- **Resistance management:** Refer to "Pathogen Resistance" in the Plant Disease Control section for more information.
- **Maximum number of applications:** DO NOT exceed two sequential applications of this product before switching to a fungicide with a different mode of action. DO NOT exceed 1.4 L per acre in one season.
- **Grazing:** No restrictions listed.
- **Preharvest interval:** 14 days
- **Restricted Entry Interval:** DO NOT re-enter treated areas until 12 hours after application.
- **Re-cropping:** Crops and crop groups on the *Fontelis* label as well as the following crops may be planted immediately after harvest: canola, cereal grains crop group, corn, cotton, legume vegetables crop subgroup, soybean, sugarbeet, tuberous and corm vegetables and leaves crop subgroup. All other crops cannot be planted until 12 months after the last application.
- **Storage:** Store product in original container only, away from other pesticides, fertilizer, food or feed. Not for use or storage in or around the home. Keep container closed.
- **Environment:** This product is toxic to aquatic organisms. When using *Fontelis*, consult the product label for buffer zones.

Hazard Rating:

Potential Skin Sensitizer

Forum

Fungicide Group
40

Company:

BASF Canada (PCP#32026)

Formulation:

500 g/L of dimethomorph formulated as a suspension concentrate.

- Container size – 2 x 4.5 L

Crops, Diseases, Rates and Timing:

Crop	Diseases	Application Rate (per acre)	Application Timing
Potato	Late blight (<i>Phytophthora infestans</i>)	182 mL	Make the first application when disease threatens or when visible signs of disease occur in nearby fields. Apply every 5 to 7 days under high pressure or every 7 to 10 days under low pressure. A minimum interval of 5 days between applications is required.
	Tuber blight (<i>Phytophthora infestans</i>)	182 mL	Apply after first desiccation to target stem lesions to reduce tuber blight.

Application Information:

- **Water Volume:**
 - **Ground:** Use a minimum water volume of 20 L per acre.
 - **Aerial:** Use a minimum water volume of 80 L per acre.

How it Works:

The active ingredient dimethomorph is a carboxylic acid amide fungicide with contact, systemic and antispore activity. Refer to "Fungicide Modes of Action" in the Plant Disease Control section for more information.

Tank Mixes:

Fungicides: For resistance management and early blight control (*Alternaria solani*), *Forum* must be tank-mixed with one of *Polyram DF*, *Dithane DG Rainshield* or *Bravo* at the product label rate.

Restrictions:

- **Resistance management:** Refer to "Pathogen Resistance" in the Plant Disease Control section for more information.
- **Maximum number of applications:** DO NOT exceed 3 applications.
- **Preharvest interval:**
 - **Potatoes** – 4 days
- **Restricted Entry Interval:** DO NOT re-enter treated areas within 12 hours of application.
- **Re-cropping:** DO NOT plant a new crop in the treated area within 120 days of the last application.
- **Storage:** Store under cool and dry conditions in secure, well-ventilated buildings, away from foodstuffs and animal feed and out of reach of children.
- **Environment:** Toxic to aquatic organisms and mammals. Observe buffer zones outlined in the label.

Hazard Rating:



Danger – Poison

Refer to the Introduction for an explanation of the symbols.

Fullback 125SC

Fungicide Group
3

Company:

FMC of Canada Ltd. (PCP#31679)

Distributed by: Belchim Crop Protection Canada

Formulation:

Flutriafol 125.08 g/L formulated as a suspension concentrate.

Crops, Diseases, Rates and Timing:

Crop	Diseases	Application Rate (per acre)	Application Timing
Soybean	Cercospora blight and leaf spot (<i>Cercospora kikuchii</i>), brown spot (<i>Septoria glycines</i>), frogeye leaf spot (<i>Cercospora sojina</i>)	207 to 414 mL	Apply as a broadcast foliar spray to soybean plants in R3 growth stage (early pod fill) or when environmental conditions are favourable for disease development. Apply second application if conditions are conducive for heavy disease development. Use the higher rate and shorter spray interval under severe sustained disease pressure. Spray Interval 14 to 21 days.

Application Information:

- **Water Volume:** minimum 40 L per acre.
- **ASABE medium** droplets. Boom height must be 60 cm or less above the crop.
- DO NOT apply by air

How it Works:

Flutriafol is a demethylation inhibitor with contact and systemic activity. Refer to "Fungicide Modes of Action" in the Plant Disease Control section for more information.

Tank Mixes:

Fullback 125SC may be tank mixed with *Headline EC Fungicide* at the label rates for resistance management. If compatibility is in question, use the compatibility jar test before mixing the entire tank.

Restrictions:

- **Resistance management:** Refer to "Pathogen Resistance" in the Plant Disease Control section for more information.
- **Rainfall:** Within 2 hours may reduce effectiveness.
- **Maximum number of applications:** DO NOT apply more than 828 mL per acre per season. DO NOT apply more than 3 applications per growing season. Only one application at 414 mL per acre may be made to any one field during a single growing season. Apply only to soybean harvested for dry seed. Flutriafol is persistent and may carryover. It is recommended that any products containing flutriafol not be used in areas treated with this product during the previous season.
- **Grazing:** DO NOT feed forage or hay to animals or permit animals to graze.
- **Preharvest interval:** DO NOT apply within 21 days of harvest.
- **Restricted Entry Interval:** 12 hours.
- **Re-cropping:** Labeled crops may be planted anytime. Field corn, popcorn may be planted 150 days after application and sweet corn may be planted 200 days after application. All other unlabeled crops may be planted 365 days after application.
- **Storage:** Store unused product in original container in a cool, dry area. DO NOT contaminate water, food or feed by storage, disposal or cleaning of equipment. Shelf life of *Fullback 125 SC* is 3 years.
- **Environment:** DO NOT apply directly to water, or to areas where surface water is present or to intertidal areas below the mean high water mark. See label for more information on ground water contamination and surface water advisory. Avoid application when heavy rain is forecast. Toxic to aquatic organisms and non-target terrestrial plants. Contamination of aquatic areas as a result of runoff may be reduced by including a vegetative strip between the treated area and the edge of the water body.

Hazard Rating:

Potential Skin Sensitizer

Keep out of reach of children and prevent access by unauthorized personnel.

Gavel 75 DF

Fungicide Group
22, M3

Company:

Gowan Canada (PCP#26842)

Formulation:

66.7% mancozeb and 8.3% zoxamide formulated as a dry flowable.

- Container size – 13.6 kg

Crops, Diseases Timing:

Control of early blight (*Alternaria solani*) and late blight (*Phytophthora infestans*) in potato. Optimum disease control is achieved when the fungicide is applied in a regularly scheduled preventative spray program. Begin applications at the first sign of disease or when blight is reported in the area. Apply at 0.90 kg per acre (2.25 kg/ha) every 7 days under high disease pressure when either disease is present or environmental conditions favour continued disease development.

Apply at 0.70 kg per acre (1.7 kg/ha) every 7 days under low disease pressure and environmental conditions unfavorable for disease development.

Rate:

Apply at 0.70 to 0.90 kg per acre (1.7 to 2.25 kg/ha).

Application Information:

- Thorough, uniform coverage is essential for good disease control.
- **Water Volume:**
 - **Ground:** 18 to 36 L per acre (45 to 90 L/ha). Use 36 L of water per acre under high disease pressure to provide better crop coverage.
 - **Aerial:** 18 to 36 L per acre. Use 36 L of water per acre under high disease pressure to provide better crop coverage.

How it Works:

To be used as a preventative fungicide application. The active ingredient zoxamide is a benzamide fungicide with contact activity. The mancozeb component is a dithiocarbamate fungicide with contact activity. Refer to "Fungicide Modes of Action" in the Plant Disease Control section for more information.

Tank Mixes:

None registered.

Restrictions:

- **Resistance management:** Refer to "Pathogen Resistance" in the Plant Disease Control section for more information.
- **Maximum number of applications:** DO NOT exceed 6 applications of this product per season.
- **Grazing:** No restrictions listed.
- **Preharvest interval:** 3 days
- **Restricted Entry Interval:** DO NOT re-enter treated areas within 12 hours of application.
- **Re-cropping:** A 30 day plant back interval (PBI) is required for leafy vegetables and root and tuber vegetables. For all other crops not included on the label, the PBI should be 140 days.
- **Storage:** DO NOT allow product to freeze. Keep away from fire and sparks. Store in a cool, dry, well ventilated place away from feed or food.
- **Ground application:** This pesticide is toxic to aquatic organisms. A buffer zone of up to 5 m for application by ground sprayer should be established between the last spray swath and the edge of aquatic systems. Follow product label for further instructions.
- **Aerial application:** A buffer zone of up to 350 m is required between the downwind edge of the boom and the closest edge of sensitive aquatic habitats, follow product label for further instructions.

Hazard Rating:



Caution Poison – Potential Skin Sensitizer



Warning – Eye Irritant

Refer to the Introduction for an explanation of the symbols.

Kenja 400SC

Fungicide Group
7

Company:

ISK Biosciences Corporation, distributed by Belchim Crop Protection Canada (PCP#31758)

Formulation:

400 g/L isofetamid formulated as a suspension

- Container size – 4 x 4L

Crops, Diseases, Rates and Timing:

Crop	Diseases Controlled	Application Rate (per acre)	Application Timing
Dry bean, faba bean, chickpea, lentil, field pea	Suppression of white mould (<i>Sclerotinia sclerotiorum</i>)	0.51 L	Apply at flowering prior to disease development. Can apply a subsequent application 7 to 14 days if disease risk is high and environmental conditions are conducive for disease development. DO NOT apply more than 2 applications of <i>Kenja 400 SC</i> per season.

Application Information:

- Thorough, uniform coverage is essential for good disease control.
- **Water Volume:**
 - **Ground:** minimum 20 L per acre.

How it Works:

The active ingredient isofetamid is a carboxamide (SDHI) fungicide with system activity. Refer to "Fungicide Modes of Action" in the Plant Disease Control section for more information.

Tank Mixes:

None registered.

Restrictions:

- **Resistance management:** Refer to "Pathogen Resistance" in the Plant Disease Control section for more information.
- **Maximum number of applications:** DO NOT exceed 2 applications of *Kenja 400 SC* per season.
- **Grazing:** No restrictions listed.
- **Preharvest interval:** 30 days
- **Restricted Entry Interval:** DO NOT re-enter treated areas within 24 hours of application.
- **Re-cropping:** No restrictions listed.
- **Storage:** Store in a dry, secure place.
- **Environment:** Toxic to birds, small wild animals and aquatic organisms. Avoid application to areas with a moderate to steep slope, compacted soil or clay to reduce runoff. Avoid application when heavy rain is forecast. Contamination of aquatic areas as a result of runoff may be reduced by including a vegetative strip between the treated area and the edge of the water body. Follow buffer zones as per the product label.

Hazard Rating:

None listed.

LALSTOP Contans WG

Fungicide Group
Not classified, bio-fungicide

Company:

UAP (PCP#29066)

Formulation:

Wettable Granules – 5.0% *Coniothyrium minitans* strain CON/M/91-08. Contains minimum of 1×10^9 cfu per gram.

- Container size – 20 kg

Crops, Diseases, Rates and Timing:

Crop	Diseases	Application Rate (per acre)	Application Timing
Pre-plant – Soils where canola, sunflower, safflower, dry bean, alfalfa or soybean will be planted	White mould or sclerotinia stem rot (<i>Sclerotinia sclerotiorum</i>) and rots caused by <i>S. minor</i>	400 to 800 g	Prior to planting of spring crop; three months before the typical onset of sclerotinia stem rot or white mould. In fall, prior to spring planting of susceptible crop. After application to the soil, the product should be incorporated to within 5 cm of the topsoil. Incorporation should take place as soon as possible after application (within 1 week maximum).
		800 to 1600 g	If soil incorporation is to a depth greater than 5 cm, higher rate should be applied.
Postharvest – On harvest residue of susceptible crops		200 to 400 g	Prior to the next soil treatment, the residues of the susceptible crops in rotation can be also treated to help reduce inoculum loads of sclerotia in the field.

Application Information:

- Use sufficient water volumes to give thorough coverage of the soil surface and/or the crop residue (40 liters per acre of water volume).
- DO NOT allow spray mixture to stand overnight or for prolonged periods; should be used within 24 hours of being prepared.
- After incorporation, treated soils should not be disturbed to avoid bringing untreated sclerotia from lower soil depths to the topsoil layer.
- As part of an overall long-term pest management strategy, it is recommended to use other management practices along with *LALSTOP Contans WG* such as in season foliar fungicide applications and proper crop rotations.
- DO NOT apply by air.

How it Works:

The active ingredient, *Coniothyrium minitans*, is a fungus that infects the sclerotia of *Sclerotinia sclerotiorum* and *S. minor*. Infection of sclerotial bodies prevents production of ascospores and mycelial structures that infect plants. Regular use of *LALSTOP Contans WG* in successive years within a long-term management strategy will improve disease control.

Tank Mixes:

DO NOT tank-mix with fungicides or fertilizers. Also, DO NOT tank mix with acids, alkalines or any product that attacks organic materials. Contact UAP for more information on what products are compatible with *Contans WG*.

Restrictions:

- **Resistance management:** Refer to "Pathogen Resistance" in the Plant Disease Control section for more information.
- **Maximum number of applications:** No restrictions listed.
- **Grazing:** No restrictions listed.
- **Preharvest interval:** Can be applied up to and including the day of harvest.
- **Restricted Entry Interval:** No restrictions listed.
- **Re-cropping:** No restrictions listed.
- **Storage:** Maximum storage period of one year at 4°C or below. Up to 6 weeks at temperatures between 4°C and 23°C. Store in a dry area inaccessible to children. Store in original container away from food or feed.
- **Environment:** DO NOT apply this product directly to freshwater habitats, estuarine/marine habitats. DO NOT contaminate irrigation or drinking water supplies or aquatic habitats by cleaning of equipment or disposal of wastes.

Hazard Rating:

Caution – Potential Sensitizer

Refer to the Introduction for an explanation of the symbols.

Lance AG***Fungicide Group
7, 11**

***NOTE:** This product is no longer manufactured but product still remains in the distribution system. This product may be removed from future editions.

Lance AG is a co-pack of Lance WDG and Headline EC. Due to the formulation of Lance AG, the range of diseases controlled by Lance AG are not the same as for the individual components. Please refer to the table below. For other detailed information on the component products, please see the product labels from Lance WDG and Headline EC.

Company:

BASF Canada (Lance WDG Fungicide – PCP#27495; Headline EC – PCP#27322)

Formulations:

Lance AG A Fungicide: 70% boscalid formulated as a water dispersible granular.

Lance AG B Fungicide: 250 g/L of pyraclostrobin formulated as an emulsifiable concentrate.

Case of 2 Split chambered jugs containing 3.3 L Headline EC (Lance AG B) and 3.5 kg Lance WDG (Lance AG A).

Crops, Diseases, Rates and Timing:

(Ground, Aerial, and Pivot or Sprinkler Irrigation Applications)

Crop	Diseases Controlled	Application Rate (per acre)	Application Timing
Canola (including rapeseed), canola quality <i>B. juncea</i> and oilseed/condiment mustard	Control of sclerotinia stem rot (<i>Sclerotinia sclerotiorum</i>) Suppression of alternaria black spot (<i>Alternaria brassicae</i> and <i>Alternaria raphani</i>)	132 mL/acre Lance AG (B) and 140 g/acre Lance AG (A) (one jug does 25 acres)	Apply at 20 to 50% flowering.
Field Pea	Control of ascochyta blight (<i>Ascochyta</i> spp.), mycosphaerella blight (<i>Mycosphaerella pinodes</i>), grey mould (<i>Botrytis cinerea</i>), powdery mildew (<i>Erysiphe</i> spp.) Suppression of downy mildew (<i>Peronospora viciae</i> f. sp. <i>pisi</i>)	165 mL/acre Lance AG (B) and 175 g/acre Lance AG (A) (one jug does 20 acres)	Apply at the beginning of flowering or at the onset of symptoms. In a planned two pass application, product should be sprayed as a second pass 10 to 14 days after first application.
Lentil	Control of anthracnose (<i>Colletotrichum truncatum</i>), ascochyta blight (<i>Ascochyta lentis</i>), white mould (<i>Sclerotinia sclerotiorum</i>), grey mould (<i>Botrytis cinerea</i>)	165 mL/acre Lance AG (B) and 175 g/acre Lance AG (A) (one jug does 20 acres)	Apply at the beginning of flowering or at the onset of symptoms. In a planned two pass application, product should be sprayed as a second pass 10 to 14 days after first application.
Chickpea	Control of ascochyta blight (<i>Ascochyta lentis</i>), white mould (<i>Sclerotinia sclerotiorum</i>), grey mould (<i>Botrytis cinerea</i>)	165 mL/acre Lance AG (B) and 175 g/acre Lance AG (A) (one jug does 20 acres)	Apply at the beginning of flowering or at the onset of symptoms. If diseases persists or weather conditions are favourable for disease, apply a second application 10 to 14 days later with a fungicide that contains a different mode of action.

Crop	Diseases Controlled	Application Rate (per acre)	Application Timing
Alfalfa (for seed production only)	Control of common leaf spot (<i>Pseudopeziza medicaginis</i>), blossom blight (<i>Sclerotinia sclerotiorum</i> , <i>Botrytis cinerea</i>), spring black stem (<i>Phoma medicaginis</i>), leaf spot (<i>Leptosphaerulina briosiani</i>)	165 mL/acre <i>Lance AG (B)</i> and 175 g/acre <i>Lance AG (A)</i> (one jug does 20 acres)	Apply at 10 to 30% bloom or at the onset of symptoms. If diseases persists or weather conditions are favourable for disease development, apply a second application 10 to 14 days later with a fungicide that contains a different mode of action.

*DO NOT apply by air

Application Information:

- **Water Volume:**
 - **Ground:** Use a minimum volume of 40 L per acre and ensure thorough coverage of foliage.
 - **Aerial:** Use a minimum volume of 20 L per acre and ensure thorough coverage of foliage.

Restrictions:

- **Resistance management:** Refer to "Pathogen Resistance" in the Plant Disease Control section for more information.
- **Maximum number of applications:**
 - **Alfalfa** – DO NOT exceed one application of this product per season.
 - **All other crops** – DO NOT exceed 2 applications per season and rotate applications with a fungicide that contains a different mode of action.
- **Grazing:** DO NOT feed alfalfa hay or forage to livestock. All other crops on this label can be grazed – follow pre-harvest interval.
- **Preharvest interval:**
 - **Field pea, lentil, chickpea, faba bean** – 30 days
 - **Canola** – 21 days
 - **Alfalfa** – Not applicable
- **Restricted Entry Interval:** DO NOT re-enter treated areas until 12 hours after application.
- **Re-cropping:** All labelled crops and the tuberous and corm vegetables, fruiting vegetables, pome fruits and stone fruits may be planned immediately following the last application. A plant back restriction of 14 days for all other crops not on label.
- **Storage:** Store in a cool, dry, locked, well-ventilated area away from food or feed.
- **Environment:** DO NOT apply to any water body. Toxic to aquatic organisms and non-target terrestrial plants. Observe buffer zones outlined in the label.

Hazard Rating:



Caution Poison – Potential Skin Sensitizer



Warning – Eye Irritant

Refer to the Introduction for an explanation of the symbols.

LifeGard WG

Fungicide Group
P 06

Company:

Certis USA, distributed by UAP (PCP#32526)

Formulation:

40% *Bacillus mycoides* (isolate J) formulated as a wettable granule. Guarantee – 3×10^{10} spores per gram.

- Container size – 20 x 0.454 kg

Crops, Diseases, Rates and Timing:

Crop	Diseases Suppressed	Application Rate	Application Timing
Potato	Suppression of early blight (<i>Alternaria solani</i>), late blight (<i>Phytophthora infestans</i>)	Apply at a concentration of 0.33g/L of water. The amount of <i>LifeGard WG</i> applied will depend on the spray volume used to adequately cover the crop. DO NOT apply less than 28 grams of <i>LifeGard WG</i> /acre.	Repeat applications at 7 day intervals.
	Partial suppression of sclerotinia stem rot (<i>Sclerotinia sclerotiorum</i>)		Apply at 7 to 14 day intervals. Use the shorter interval when high disease pressure is anticipated.
Hemp and Cannabis (<i>Cannabis sativa</i>) for commercial use on plants grown in the field and indoors	Partial suppression of white mold (<i>Sclerotinia sclerotiorum</i>); grey mold (<i>Botrytis cinerea</i>)	Apply at a concentration of 0.33 g/L of water. DO NOT apply less than 28 g of <i>LifeGard WG</i> per acre.	Begin as a preventative spray. Apply at 7 to 14 day intervals when only <i>LifeGard WG</i> will be applied. Use the shorter interval when high disease pressure is anticipated. When used as part of a rotational program with fungicides labeled for this use, repeat every 7 to 21 days.

Note: *LifeGard* is most beneficial when applied in alternation with other foliar fungicides that are registered for the specific use/pathogen.

Application Information:

- **Water Volume:**
 - 20 to 100 L per acre. Use water volumes to give good canopy penetration and coverage of plant parts to be protected.

How it Works:

Bacillus mycoides is a bacterium bio-fungicide that works as a host plant defence inducer. Refer to "Fungicide Modes of Action" in the Plant Disease Control section for more information.

Tank Mixes:

None registered.

Restrictions:

- **Resistance management:** Refer to "Pathogen Resistance" in the Plant Disease Control section for more information.
- **Maximum number of applications:** No restrictions listed.
- **Grazing:** No restrictions listed.
- **Pre-harvest interval:**
 - **Hemp** – 3 to 4 weeks
 - **Potatoes** – 0 days
- **Restricted Entry Interval:** 4 hours
- **Re-cropping:** No restrictions listed.
- **Storage:** Store in a dry area inaccessible to children in the original container. Store at or below 25°C for up to 16 months.
- **Environment:** May be toxic to bees. Bees can be exposed to direct treatment, drift or residues on flowering crops or weeds. DO NOT apply to flowering crops if bees are visiting the treatment area. Minimize spray drift to reduce harmful effects on bees in habitats close to the application site. To reduce runoff from treated areas into aquatic habitats, avoid application to areas with a moderate to steep slope, compacted soil or clay. Avoid application when heavy rain is in the forecast. Contamination of aquatic areas as a result of runoff may be reduced by including a vegetative strip between the treated area and the edge of the water body.

Hazard Rating:



Danger – Eye Irritant, Potential Sensitizer

Refer to the Introduction for an explanation of the symbols.

Luna Tranquility

Fungicide Group
7, 9

Company:

Bayer (PCP#30510)

Formulation:

125 g/L fluopyram and 375 g/L pyrimethanil formulated as a suspension concentrate.

- Container size – 2 x 4.86 L

Crops, Diseases, Rates and Timing:

Crop	Diseases	Application Rate (per acre)	Application Timing
Potato	Control of early blight (<i>Alternaria solani</i>), brown leaf spot (<i>Alternaria alternata</i>)	245 mL	Begin fungicide applications preventatively. Continue as needed on a 7 to 14 day interval.
	Control of sclerotinia stem rot (<i>Sclerotinia sclerotiorum</i>) Suppression of black dot (<i>Colletotrichum coccodes</i>)	325 mL	When disease pressure is severe, use the shorter intervals.

Application Information:

- **Water Volume:**
 - **Ground:** Use a minimum water volume of 80 L per acre and ensure thorough coverage of foliage.
 - **Aerial:** Use a minimum water volume of 20 L per acre and ensure thorough coverage of foliage.

How it Works:

The active ingredient fluopyram is a carboxamide fungicide with systemic activity. The active ingredient pyrimethanil is an anilinopyrimidine fungicide with contact and systemic activity. Refer to "Fungicide Modes of Action" in the Plant Disease Control section for more information.

Tank Mixes:

None registered.

Restrictions:

- **Resistance management:** Refer to "Pathogen Resistance" in the Plant Disease Control section for more information.
- **Maximum number of applications:** DO NOT apply more than 1.3 L per acre of this product per season.
- **Grazing:** No restriction listed.
- **Preharvest interval:** 7 days
- **Restricted Entry Interval:** DO NOT re-enter treated areas until 12 hours after application.
- **Re-cropping:** A plant back restriction of 30 days is required for canola, cereal grains, corn, soybean, dry bean, chickpea, lentil, and alfalfa.
- **Storage:** DO NOT store below freezing. If stored for one year or longer, shake well before using. Store the tightly closed container away from feeds, seeds, fertilizer, plants and foodstuffs. Keep the product in the original container during storage.
- **Environment:** Toxic to aquatic organisms and birds. DO NOT apply directly to water, to areas where surface water is present, or to intertidal areas below the high water mark. Observe buffer zones outlined in the label.

Hazard Rating:

None listed.

Mancozeb

Fungicide Group
M3

Dithane Rainshield/Manzate Pro-Stick/Manzate Max/Penncozeb 75 DF/Penncozeb 80WP

Company:

Corteva Agriscience (*Dithane Rainshield* – PCP#20553)

UPL AgroSolutions Canada Inc. (*Manzate Pro-Stick* – PCP#28217; *Manzate Max* – PCP#33299; *Penncozeb 75 DF* – PCP#25397;

Penncozeb 80WP – PCP#25396)

Formulations:

Dithane Rainshield – 75% mancozeb formulated as a water dispersible granule.

- Container size – 3.5 to 544 kg

Manzate Pro-Stick – 75% mancozeb formulated as a dry flowable.

- Container size – 20 kg

Manzate Max – 480 g/L formulated as a flowable.

- Container size – 10 L, 450 L, 946 L

Penncozeb 75 DF – 75% mancozeb formulated as a wettable granule.

- Container size – 2.5 to 250 kg

Penncozeb 80 WP – 80% mancozeb formulated as a wettable powder. (Note: Same rates as *Penncozeb 75 DF*.)

- Container size – 20 kg

Crops, Diseases, Rates and Timing:

Crop	Diseases Controlled	Application Rate (per acre)	Application Timing
Potato	Early blight (<i>Alternaria solani</i>), late blight (<i>Phytophthora infestans</i>)	0.45 to 0.9 kg 0.7 to 1.4 L	Begin applications when plants are 10 to 15 cm high, repeat at 7 to 10-day intervals or shorter only if the label permits. Spray interval may be reduced to 5 to 6 days during periods of wet weather favouring late blight and/or vigorous crop growth. Start with the low rate if disease pressure is low, or plants are small; increase to the maximum rate as foliage develops or disease pressure increases.

Application Information:

- **Water Volume:** Consult with the label. Thorough uniform coverage is essential for good disease control.

How it Works:

The active ingredient mancozeb is a dithiocarbamate fungicide with multi-site contact activity. Refer to "Fungicide Modes of Action" in the Plant Disease Control section for more information.

Tank Mixes:

Fungicides: For late blight control, *Manzate Pro-stick* and *Manzate Max* can be tank-mixed with *Curzate*.

Restrictions:

- **Resistance management:** Refer to "Pathogen Resistance" in the Plant Disease Control section for more information.
- **Maximum number of applications is 8.**
- **Grazing:** DO NOT graze or feed treated crop or straw to livestock. DO NOT graze or cut treated alfalfa for hay.
- **Preharvest interval:**
 - *Potato* – 3 days
- **Restricted Entry Interval:** DO NOT re-enter treated areas within 12 hours of application.
- **Re-cropping:** No restrictions listed.
- **Storage:** Store in cool, dry, well-ventilated place. Keep away from fire and sparks. Keep *Manzate Max* from freezing.
- **Environment:** Toxic to aquatic organisms. DO NOT contaminate any body of water by direct application, drift or by cleaning equipment.

Hazard Rating:



Warning – Poison



Danger – Eye Irritant

Refer to the Introduction for an explanation of the symbols.

Maxentis

Fungicide Group
3, 11

Company:

Adama Agricultural Canada (PCP#34963)

Formulation:

120 g/L Azoxystrobin and 90 g/L Prothioconazole formulated as Emulsifiable Concentrate

- Container size – 2 x 8.45 L jugs, 118.1 L drum

Crops, Diseases, Rates and Timing:

Crop	Disease	Rate	Crop stage and other timing information
Canola	Control of white mould (<i>Sclerotinia sclerotiorum</i>)	443 mL/acre	20–50% bloom stage
Peas	Control of white mold (<i>Sclerotinia sclerotiorum</i>), Suppression of Mycosphaerelle blight (<i>Mycosphaerella pinodes</i>)	422 mL/acre	Beginning of flowering or first sign of disease
Lentils	Control of anthracnose (<i>Colletotrichum lentis</i>), and white mould (<i>Sclerotinia sclerotiorum</i>)	422 mL/acre	Beginning of flowering or first sign of disease
Soybeans	Control of white mould (<i>Sclerotinia sclerotiorum</i>)	422 mL/acre	Beginning of flowering or first sign of disease

Application Information:

- **Water Volume:**
 - **Ground:** Minimum 40 L/ac
 - **Air:** Minimum 20 L/ac

How it Works:

This multi-mode fungicide works by combining two synergistic actives which includes the active ingredient azoxystrobin, a methoxyacrylate compound (strobilurin) with broad spectrum contact and systemic activity. To be used as a preventative and curative fungicide application. The other active prothioconazole is a triazole fungicide with broad-spectrum systemic activity. Refer to "Fungicide Modes of Action" in the Plant Disease Control section for more information.

Tank Mixes:

None listed.

Restrictions:

- **Maximum number of applications:** Do not apply more than one application per year on canola and two applications per year on peas, lentils and soybeans.
- **Rainfall:** Avoid application when heavy rain is in forecast.
- **Pre-harvest Intervals:** 36 days canola; 15 days peas, lentils; 20 days soybeans and 30 days forage and hay
- **Re-entry:** 24 hrs.
- **Re-cropping interval:** n/a.
- **Storage:** Store in the original container in a dry location away from food or feed. Do not freeze.
- **Environment:**
 - Toxic to aquatic organisms, birds, small wild mammals, and non-target terrestrial plants.
 - Azoxystrobin is persistent and will carryover. It is recommended that any products containing azoxystrobin not be used in areas treated with this product during the previous season. This product demonstrates the properties and characteristics associated with chemicals detected in ground water. The use of *Maxentis* in areas where soils are permeable, particularly where the water table is shallow, may result in ground water contamination. To reduce runoff from treated areas into aquatic habitats avoid application to areas with a moderate to steep slope, compacted soil, or clay. Avoid application when heavy rain is forecast. Contamination of aquatic areas as a result of runoff may be reduced by including a vegetative filter strip between the treated area and the edge of the water body.

Hazard Rating:

Warning – Poison; Harmful if swallowed; Harmful if inhaled; May cause an allergic skin reaction.

MIRAVIS Ace

Fungicide Group
7, 3

Company:

Syngenta Canada Inc. (PCP#33573)

Formulation:

150 g/L pydiflumetofen and 125 g/L propiconazole formulated as a suspension emulsion.

- Container size – 2 x 8.1 L

Crops, Diseases, Rates and Timing:

Crop	Diseases Controlled	Application Rate (per acre)	Application Timing
Barley	Suppression of fusarium head blight (<i>Fusarium</i> spp.), ergot (<i>Claviceps purpurea</i>), scald (<i>Rhynchosporium secalis</i>)	404 mL	Apply within the range of at least 70% of heads on the main stem fully emerged to 3 days after full head emergence.
	Control of spot blotch (<i>Cochliobolus sativus</i>), net blotch (<i>Pyrenophora teres</i>), septoria leaf spot (<i>Septoria tritici</i>), leaf rust (<i>Puccinia hordei</i>), stem rust (<i>Puccinia graminis</i> f. sp. <i>tritici</i> and f.sp. <i>secalis</i>), powdery mildew (<i>Erysiphe graminis</i>)		Application at the timing for fusarium head blight will control leaf diseases that occur later in the season. Application at this timing is not intended to provide curative control of established leaf diseases.
Oats	Suppression of fusarium head blight (<i>Fusarium</i> spp.), ergot (<i>Claviceps purpurea</i>)	404 mL	Apply within the range of at least 75% of heads on the main stem fully emerged to when 50% of the heads on the main stem are flowering.
	Control of septoria leaf blotch (<i>Septoria avenae</i>), crown rust (<i>Puccinia coronata</i>)		Application at the timing for fusarium head blight will control leaf diseases that occur later in the season. Application at this timing is not intended to provide curative control of established leaf diseases.
Wheat (spring, winter and durum)	Suppression of fusarium head blight (<i>Fusarium</i> spp.), ergot (<i>Claviceps purpurea</i>)	404 mL	Apply within the range of at least 75% of heads on the main stem fully emerged to when 50% of the heads on the main stem are flowering. DO NOT apply after BBCH 65.
	Control of septoria leaf spot (<i>Septoria tritici</i>), septoria glume blotch (<i>Stagonospora nodorum</i>), tan spot (<i>Pyrenophora tritici-repentis</i>), leaf rust (<i>Puccinia triticina</i>), stem rust (<i>Puccinia graminis</i> f. sp. <i>tritici</i>), stripe rust (<i>Puccinia striiformis</i>), powdery mildew (<i>Erysiphe graminis</i>)		Application at the timing for fusarium head blight will control leaf diseases that occur later in the season. Application at this timing is not intended to provide curative control of established leaf diseases.

Apply *Miravis Ace* with a non-ionic surfactant at a rate of 0.125% v/v in the spray tank following label.

Application Information:

- **Water Volume:** Thorough uniform coverage is essential for good disease control.
 - **Ground:** minimum 40 L per acre.
 - **Air:** minimum 20 L per acre.

How it Works:

The active ingredient pydiflumetofen is a N-methoxy-(phenyl-ethyl)-pyrazole-carboxamide, unique within the carboxamide (SDHI) fungicides. The active ingredient propiconazole is a triazole fungicide with broad spectrum activity. Propiconazole is rapidly translocated acropetally through the xylem. Pydiflumetofen moves acropetally slowly through the xylem. Refer to “Fungicide Modes of Action” in the Plant Disease Control section for more information.

Tank Mixes:

None registered.

Restrictions:

- **Resistance management:** Refer to "Pathogen Resistance" in the Plant Disease Control section for more information.
- **Maximum number of applications:** DO NOT exceed 1 application of this product per season.
- **Preharvest interval:** Apply no later than BBCH 65 (50% of main heads in flower). 7 days for harvest of forage/hay. Grain/straw can be fed at normal harvest maturity.
- **Restricted Entry Interval:** DO NOT re-enter treated areas within 12 hours of application.

Hazard Rating:

Caution – Eye Irritant

Refer to the Introduction for an explanation of the symbols.

MIRAVIS Bold

Fungicide Group
7

Company:

Syngenta Canada Inc. (PCP#33213)

Formulation:

200 g/L of pydiflumetofen formulated as a suspension concentrate.

- Container size – 2 x 8 L jugs per case

Crops, Diseases, Rates and Timing:

Crop	Diseases Controlled	Application Rate (per acre)	Application Timing
Canola	Sclerotinia stem rot (<i>Sclerotinia sclerotiorum</i>)	405 mL	10 to 50% bloom

Application Information:

- **Water Volume:**
 - **Ground:** minimum 60 L per acre.
 - **Air:** minimum 20 L per acre.

How it Works:

The active ingredient pydiflumetofen is a N-methoxy-(phenyl-ethyl)-pyrazole-carboxamide, unique within the carboxamide (SDHI) fungicides. Refer to "Fungicide Modes of Action" in the Plant Disease Control section for more information.

Tank Mixes:

Add non-ionic surfactant to achieve a final concentration of 0.125% v/v in the spray tank.

Restrictions:

- **Resistance management:** Refer to "Pathogen Resistance" in the Plant Disease Control section for more information.
- **Maximum number of applications:** DO NOT exceed 1 application of this product per season.
- **Preharvest interval:** DO NOT apply within 30 days of harvest.
- **Restricted Entry Interval:** DO NOT re-enter treated areas within 12 hours of application.

Hazard Rating:

Warning – Contains the Allergen Sulfites

Refer to the Introduction for an explanation of the symbols.

MIRAVIS Duo

Fungicide Group
7, 3

Company:

Syngenta Canada Inc. (PCP#33206)

Formulation:

75 g/L pydiflumetofen and 125 g/L difenoconazole formulated as a suspension concentrate.

- Container size – 2 x 8 L jugs per case

Crops, Diseases, Rates and Timing:

Crop	Diseases Controlled	Application Rate (per acre)	Application Timing
Potato	Control of Early blight (<i>Alternaria solani</i>), Brown spot (<i>Alternaria alternata</i>)	405 mL	Apply on a 7 to 14 day interval starting prior disease establishment. If disease pressure is high, use the shortest interval.
	Suppression of White mould (<i>Sclerotinia sclerotiorum</i>)	405 mL	Begin applications at 20% bloom. Repeat applications 10 to 14 days later
	Suppression of Botrytis grey mould (<i>Botrytis cinerea</i>)	405 mL	Apply on a 7 to 14 day interval, starting prior to disease establishment. If disease pressure is high, use the shortest interval

Application Information:

- **Water Volume:**
 - **Ground:** minimum 60 L per acre.
 - **Air:** minimum 20 L per acre.

How it Works:

The active ingredient pydiflumetofen is a N-methoxy-(phenyl-ethyl)-pyrazole-carboxamide, unique within the carboxamide (SDHI) fungicides. The active ingredient difenoconazole is a demethylation inhibitor (DMI) fungicide. Refer to "Fungicide Modes of Action" in the Plant Disease Control section for more information.

Tank Mixes:

None registered.

Restrictions:

- **Resistance management:** Refer to "Pathogen Resistance" in the Plant Disease Control section for more information.
- **Maximum number of applications:**
 - DO NOT exceed 3 applications of this product per season.
 - DO NOT exceed 2 consecutive applications, before switching to a non-Group 3 and non-Group 7 fungicide.
- **Preharvest interval:** DO NOT apply within 14 days of harvest.
- **Restricted Entry Interval:** DO NOT re-enter treated areas within 12 hours of application.

Hazard Rating:



Warning – Contains the Allergen Sulfites

Refer to the Introduction for an explanation of the symbols.

Miravis Era

Fungicide Group
3, 7

Company:

Syngenta Canada (PCP # 34323 (*Miravis Era A*) and 34168 (*Miravis Era B*))

Formulation:

Miravis Era A: 200 g/L pydiflumetofen formulated as suspension concentrate.

Miravis Era B: 250 g/L prothioconazole formulated as emulsifiable concentrate

- Container size: co-pack case 10.1 L *Miravis Era A* + 8.1 L *Miravis Era B*

Crops, Diseases, Rates and Timing:

Crop	Diseases Controlled	Application Rate (per acre)	Application Timing
Wheat (spring, winter, durum)	Suppression of Fusarium head blight (<i>Fusarium graminearum</i>)	253 mL/acre <i>Miravis Era A</i> + 202 mL/acre <i>Miravis Era B</i>	Apply within the range of at least 75% of heads on the main stem fully emerged to when 50% of the heads on the main stem are flowering.
	Control of leaf Rust (<i>Puccinia recondita</i>), Septoria leaf blotch (<i>Septoria tritici</i>), and tan spot (<i>Pyrenophora tritici-repentis</i>)		Application at the timing for Fusarium head blight will control leaf rust that occurs later in the season. Application at this timing is not intended to provide curative control of established leaf rust.
Barley	Suppression of Fusarium head blight (<i>Fusarium</i> spp.)		Apply within the range of at least 70% of heads on the main stem fully emerged to 3 days after full head emergence.
	Control of scald (<i>Rhynchosporium secalis</i>), spot blotch (<i>Cochliobolus sativus</i>), and net blotch (<i>Pyrenophora teres</i>)		Application at the timing for Fusarium head blight will control leaf diseases that occur later in the season. Application at this timing is not intended to provide curative control of established leaf diseases.

Application Information:

- **Water Volume:**
 - **Ground:** minimum 40 L per acre.
 - Apply with a non-ionic surfactant at a rate of 0.125% v/v in the spray tank
 - Do not apply by air

How it Works:

The active ingredient pydiflumetofen is a N-methoxy-(phenyl-ethyl)-pyrazole-carboxamide, unique within the carboxamide (SDHI) fungicides. The active ingredient prothioconazole is a triazole fungicide with broad spectrum systemic activity. Refer to "Fungicide Modes of Action" in the Plant Disease Control section for more information..

Tank Mixes:

Apply with a non-ionic surfactant at a rate of 0.125% v/v in the spray tank

Restrictions:

- **Maximum number of applications:** one application per year.
- **Rainfall:** Avoid application when heavy rain is in forecast.
- **Pre-harvest Intervals:** 30 days
- **Re-entry:** 24 hours
- **Re-cropping interval:** Follow label. 30 days for crops not on label.
- **Storage:** Keep in original container, tightly closed, during storage. Store in a cool, dry, well-ventilated area away from feed and food stuffs, and out of the reach of children and animals.
- **Environment:** Toxic to aquatic organisms and non-target terrestrial plants. Observe buffer zones and other precautions specified on label.

Hazard Rating:

Miravis Era A – warning, contains the allergen sulfites

Miravis Era B – caution, poison eye and skin irritant, potential skin sensitizer

MIRAVIS Neo 300SE**Fungicide Group
7, 11, 3****Company:**

Syngenta Canada Inc. (PCP#33391)

Formulation:

75 g/L pydiflumetofen, 100 g/L azoxystrobin and 125 g/L propiconazole formulated as a suspension.

- Container size – 2 x 10.125 L, 97.2 L

Crops, Diseases, Rates and Timing:

Crop	Diseases Controlled	Application Rate (per acre)	Application Timing
Field pea	Powdery mildew (<i>Erysiphe pisi</i>)	404 mL	Application must occur before disease is established and no later than full bloom stage, 50% of flowers open (BBCH 65).
	Anthracnose (<i>Colletotrichum truncatum</i>), Mycosphaerella blight (<i>Mycosphaerella pinodes</i>)	404 to 505 mL	
	Suppression of white mold (<i>Sclerotinia sclerotiorum</i>)	505 mL	For suppression of white mold begin application when plants are at first bloom to 10% bloom.
Chickpea	Powdery mildew (<i>Erysiphe pisi</i>)	404 mL	Application must occur before disease is established and no later than full bloom stage, 50% of flowers open (BBCH 65).
	Anthracnose (<i>Colletotrichum truncatum</i>)	404 to 505 mL	
	Ascochyta blight (<i>Ascochyta rabiei</i>)	505 mL	Use the higher rate under higher disease pressure conditions.
	Suppression of white mold (<i>Sclerotinia sclerotiorum</i>)	505 mL	For suppression of white mold begin application when plants are at first bloom to 10% bloom
Faba bean	Powdery mildew (<i>Erysiphe pisi</i>)	404 mL	Application must occur before disease is established and no later than full bloom stage, 50% of flowers open (BBCH 65).
	Anthracnose (<i>Colletotrichum truncatum</i>), Mycosphaerella blight (<i>Mycosphaerella pinodes</i>), Chocolate spot (<i>Botrytis fabae</i>)	404 to 505 mL	
	Ascochyta blight (<i>Ascochyta fabae</i>)	505 mL	
	Suppression of white mold (<i>Sclerotinia sclerotiorum</i>)	505 mL	For suppression of white mold begin application when plants are at first bloom to 10% bloom
Lentil	Powdery mildew (<i>Erysiphe pisi</i>)	404 mL	Application must occur before disease is established and no later than full bloom stage, 50% of flowers open (BBCH 65).
	Anthracnose (<i>Colletotrichum truncatum</i>)	404 to 505 mL	
	Suppression of white mold (<i>Sclerotinia sclerotiorum</i>)	505 mL	For suppression of white mold begin application when plants are at first bloom to 10% bloom.
Dry bean	Anthracnose (<i>Colletotrichum lindemuthianum</i>)	404 to 505 mL	Apply at the beginning of flowering or prior to disease establishment. Use the higher rate under higher disease pressure conditions.
Soybean	Powdery mildew (<i>Erysiphe pisi</i>)	303 to 404 mL	Apply at the beginning of flowering or prior to disease establishment. Where a rate range is specified, use the higher rate under higher disease pressure conditions.
	Anthracnose (<i>Colletotrichum truncatum</i>), frog-eye leaf spot (<i>Cercospora sojina</i>)	404 to 505 mL	
	Suppression of white mold (<i>Sclerotinia sclerotiorum</i>)	505 mL	

Crop	Diseases Controlled	Application Rate (per acre)	Application Timing
Barley	Scald (<i>Rhynchosporium secalis</i>), septoria leaf blotch (<i>Septoria</i> spp.), spot blotch (<i>Cochliobolus sativus</i>), tan spot (<i>Pyrenophora tritici-repentis</i>), net blotch (<i>Drechslera teres</i>), stripe rust (<i>Puccinia striiformis</i>)	303 mL	Make one application between end of tillering to 50% of heads on main stem emerged (BBCH 29-55).
Oats	Septoria leaf blotch (<i>Septoria avenae</i>), crown rust (leaf rust) (<i>Puccinia coronata</i>)	303 mL	Make one application between end of tillering to 50% of heads on main stem emerged (BBCH 29-55).
Rye	Scald (<i>Rhynchosporium secalis</i>), septoria leaf blotch (<i>Septoria tritici</i>), tan spot (<i>Pyrenophora tritici-repentis</i>), stripe rust (<i>Puccinia striiformis</i>)	303 mL	Make one application between end of tillering to 50% of heads on main stem emerged (BBCH 29-55).
Triticale	Septoria leaf blotch (<i>Septoria tritici</i>)	303 mL	Make one application between end of tillering to 50% of heads on main stem emerged (BBCH 29-55).
Wheat	Septoria leaf blotch (<i>Septoria tritici</i>), spot blotch (<i>Cochliobolus sativus</i>), tan spot (<i>Pyrenophora tritici-repentis</i>), leaf rust (<i>Puccinia triticina</i>), stripe rust (<i>Puccinia striiformis</i>)	303 mL	Make one application between end of tillering to 50% of heads on main stem emerged (BBCH 29-55).
Corn	Eye spot (<i>Aureobasidium zeae</i>), grey leaf spot (<i>Cercospora zeae-maydis</i>), northern corn leaf blight (<i>Setosphaeria turcica</i>), anthracnose leaf blight (<i>Colletotrichum graminicola</i>)	303 mL	Make the first application at the first sign of disease. A second application can be made 14 days after the first application, when disease pressure is high or when agronomic or weather conditions are conducive to disease development or movement. For season-long control of tar spot a second application may be required. For common rust, use the 404 mL/ac application rate when disease pressure is high or if susceptible hybrids are used. Apply in sufficient water volume to obtain thorough coverage; a minimum spray volume of 81 L/ac and 20 L/ac is recommended for ground and aerial application, respectively.
	Common rust (<i>Puccinia sorghi</i>)	303 to 404 mL	
	Suppression of tar spot (<i>Phyllachora maydis</i>)	405 mL	
	Suppression of fusarium and gibberella ear rots (<i>Fusarium</i> spp. and <i>Gibberella zeae</i>)	404 to 505 mL	

Application Information:

- **Water Volume:** Thorough uniform coverage is essential for good disease control.
 - **Ground:** minimum 40 L per acre, 81 L/acre for corn diseases, review the label before application.
 - **Air:** minimum 20 L per acre.

How it Works:

The active ingredient pydiflumetofen is a N-methoxy-(phenyl-ethyl)-pyrazole-carboxamide, unique within the carboxamide (SDHI) fungicides. The active ingredient azoxystrobin is a strobilurin fungicide with broad spectrum activity. The active ingredient propiconazole is a triazole fungicide with broad spectrum activity. Propiconazole is rapidly translocated acropetally through the xylem. Both pydiflumetofen and azoxystrobin move acropetally slowly through the xylem. Refer to "Fungicide Modes of Action" in the Plant Disease Control section for more information..

Tank Mixes:

None registered.

Restrictions:

- **Resistance management:** Refer to "Pathogen Resistance" in the Plant Disease Control section for more information.
- **Maximum number of applications:**
 - *Corn* – DO NOT exceed 2 applications of this product per season.
 - *Field pea, chickpea, faba bean, lentil* – DO NOT exceed 1 application of this product per season.
- **Pre-harvest Interval:**
 - *Field pea, chickpea, faba bean, lentil, corn (grain and forage)* – 30 days
 - *Sweet corn* – 14 days
- **Restricted Entry Interval:** DO NOT re-enter treated areas within 12 hours of application.
- **Re-cropping:**
 - *Oats, rye* – 45 days
 - *Potatoes* – 105 days

Hazard Rating:



Warning – Poison – Eye Irritant

Refer to the Introduction for an explanation of the symbols.

Miravis Star

Fungicide Group
7, 12

Company:

Syngenta Canada Inc (PCP#34841)

Formulation:

150 g/L Fludioxinil and 100 g/L Pydiflumetofen as Suspension Concentrate

- Container size – 8.1 litre

Crops, Diseases, Rates and Timing:

Crop	Diseases Controlled	Application Rate (per acre)	Application Timing
Canola	Sclerotinia stem rot	400 mL	10-50% bloom

Apply with a non-ionic surfactant at a rate of 0.125% v/v in the spray tank.

Application Information:

- **Water Volume:**
 - *Ground:* minimum 40 L/ac.
 - *Air:* minimum 20 L/ac.

How it Works:

ADEPIDYN (pydiflumetofen) binds strongly to the plant surface and moves rapidly into the leaf surface, forming a reservoir of active ingredient in the waxy layer of the leaf tissue. Once in the plant, it moves slowly into the cells of the leaf and throughout the xylem for even distribution and protection as the plant grows. Fludioxinil is a contact fungicide from group 12 that introduces a highly effective new mode of action against sclerotinia stem rot for resistance management. It inhibits spore germination and germ tube growth thus preventing fungal development on the surface of the plant.

Tank Mixes:

None listed.

Restrictions:

- **Maximum number of applications:** One application per year.
- **Rainfall:** Avoid application when heavy rain is forecast.
- **Pre-harvest Intervals:** 30 days.
- **Re-entry:** 12 hours.
- **Grazing:** No grazing restrictions.
- **Re-cropping interval:** No re-cropping restrictions.

- **Storage:** Store this product away from food or feed. Keep in original container, tightly closed, during storage. Store in a cool, dry, well-ventilated area away from feed and foodstuffs, and out of the reach of children and animals. If product freezes, allow it to thaw and circulate prior to use.
- **Environment:** Toxic to aquatic organisms. Observe spray buffer zones specified on the label under Directions for Use.

Hazard Rating:

Warning, contains the allergen sulfites.

Nexicor

Fungicide Group
7, 11, 3

Company:

BASF Canada (PCP#32678)

Formulation:

30 g/L fluxapyroxad, 200 g/L pyraclostrobin and 125 g/L propiconazole formulated as an emulsifiable concentrate.

- Container size – Case (2 x 8 L), 128 L shuttle

Crops, Diseases, Rates and Timing:

Crop	Diseases Controlled	Application Rate (per acre)	Application Timing
Wheat (all types including durum) Triticale	Leaf rust (<i>Puccinia recondita</i>), stripe rust (<i>Puccinia striiformis</i>), tan spot (<i>Pyrenophora tritici-repentis</i>), septoria leaf spot (<i>Septoria tritici</i>), spot blotch (<i>Cochliobolus sativus</i>) powdery mildew (<i>Erysiphe graminis f. sp. tritici</i>)	200 mL	Fungicide performance is best when <i>Nexicor</i> is applied prior to disease development or at the onset of disease. To maximize yield in cereals, it is important to protect the flag leaf from disease. Optimum time to apply a single application of <i>Nexicor</i> is immediately after flag leaf emergence (GS 37-39). Apply a maximum of one application of <i>Nexicor</i> per season. <i>Nexicor</i> may be applied for control of listed foliar diseases and followed with a fungicide that targets Fusarium head blight at anthesis stage (GS 61-65).
Barley	Net blotch (<i>Pyrenophora teres</i>), stripe rust (<i>Puccinia striiformis</i>), spot blotch (<i>Cochliobolus sativus</i>), scald (<i>Rhynchosporium secalis</i>)		
Rye	Leaf rust (<i>Puccinia recondita</i>), powdery mildew (<i>Erysiphe graminis f. sp. tritici</i>)		
Oats	Crown rust (<i>Puccinia coronata</i>), septoria leaf blotch (<i>Septoria avenae</i>)		
Canola	Blackleg (<i>Leptosphaeria maculans</i>)	200 mL	To maximize yield in canola, it is important to protect young seedlings from blackleg infections. Apply <i>Nexicor</i> at the 2 to 6 leaf stage. Apply a maximum of one <i>Nexicor</i> application per year.

How it Works:

The active ingredient fluxapyroxad is a SDHI fungicide with systemic activity. The active ingredient pyraclostrobin is a member of the strobilurins class of chemistry used as a broad spectrum fungicide. The active ingredient propiconazole is a triazole fungicide with broad spectrum systemic activity. Best utilized as a preventative application when environmental conditions are favourable for disease development. Refer to "Fungicide Modes of Action" in the Plant Disease Control section for more information.

Tank Mixes:

Herbicides: In Canola, *Nexicor* can be tank mixed with the following herbicides: *Ares* in Clearfield canola, *Liberty Herbicide* (150 SN or 200 SN) in glufosinate ammonium tolerant canola (e.g. *LibertyLink* canola) and, registered glyphosate herbicides in glyphosate tolerant canola (e.g. *Roundup Ready* canola). Review the product labels before mixing.

Restrictions:

- **Resistance management:** Refer to "Pathogen Resistance" in the Plant Disease Control section for more information.
- **Maximum number of applications:** DO NOT exceed 1 application of this product per season.
- **Grazing:** All crops can be grazed within 3 days of application.
- **Preharvest interval:** 45 days for cereals; 30 days for canola.
- **Restricted Entry Interval:** DO NOT re-enter treated areas within 12 hours after application.

- **Re-cropping:** The following crops: barley, corn, wheat (all types), oats, triticale, rye, and bluegrasses, fescues and rye grasses (grown for seed production), soybean, canola (including rapeseed) and oilseed/condiment mustard, flax, sunflower, field pea, lentil, chickpea, fababean, dry bean, sugarbeets and alfalfa (grown for seed production), and tuberous vegetables, may be planted immediately following the last application. A plant-back interval of one year is required for all other crops.
- **Storage:** Store in original tightly closed container. Protect from freezing. Store this product away from food or feed.
- **Environment:** Observe buffer zones specified on the label. DO NOT apply on any body of water and prevent cleaning of equipment and reduce risk of runoff from treated areas into aquatic habitats by avoid application to areas with a moderate to steep slope, compacted soil. Toxic to aquatic organisms and non-target terrestrial plants.

Hazard Rating:



Warning – Poison

Skin and Eye Irritant

Refer to the Introduction for an explanation of the symbols.

Orondis Ultra

Fungicide Group
40, 49

Company:

Syngenta Canada (PCP#32805)

Formulation:

250 g/L mandipropamid and 30 g/L oxathiapiprolin formulated as a suspension concentrate.

- Container size – 4 x 3.78 L

Crops, Diseases, Rates and Timing:

Control of late blight (*Phytophthora infestans*) on potato. Begin applications prior to disease development. Continue applications on 7 to 14 day interval. Use higher rate and shorter interval when disease pressure is high.

Rates:

0.16 to 0.24 L per acre.

Application Information:

- **Water Volume:**
 - **Ground:** Use a minimum water volume of 40 L per acre.
 - **Aerial:** Use a minimum water volume of 18 L per acre.

How it Works:

The active ingredient mandipropamid is a carboxylic acid amide (CAA) fungicide with contact and systemic activity. To be used as a preventative and inhibitive (prevents spore germination) fungicide application. The active ingredient oxathiapiprolin is an oxysterol binding protein homologue inhibitor with activity against diseases caused by oomycete fungi. Refer to "Fungicide Modes of Action" in the Plant Disease Control section for more information.

Tank Mixes:

None registered.

Restrictions:

- **Resistance management:** Refer to "Pathogen Resistance" in the Plant Disease Control section for more information.
- **Maximum number of applications:** DO NOT exceed 4 applications of this product per season.
 - **Maximum number of consecutive applications:** 2 applications, then switch to a non-Group 49 and 40 fungicide.
- **Grazing:** No restriction listed.
- **Preharvest interval:** 14 days
- **Restricted Entry Interval:** DO NOT re-enter treated areas until 12 hours after application.
- **Re-cropping:** There is no re-cropping restriction for all crops listed on the *Orondis Ultra* label. The re-cropping restriction is 30 days for all other crops and 180 days for legume vegetables except succulent peas.
- **Storage:** Keep in the original container, tightly closed during storage. Store in a cool, dry, well-ventilated area away from feed and foodstuffs and out of the reach of children and animals. To prevent contamination store this product away from food or feed.
- **Environment:** Toxic to aquatic organisms. To reduce runoff into aquatic habitats avoid application to areas with a moderate to steep slope, compacted soil, or clay. Runoff into aquatic habitats may be reduced by including a vegetative strip between the treated area and the edge of the water body.

Hazard Rating:

None listed.

OxiDate FC**Fungicide Group
NC****Company:**

BioSafe Systems, LLC (PCP#33468)

Formulation:

27% hydrogen peroxide and 2.5% peroxyacetic acid formulated as a liquid.

- Container sizes – 9.5, 19, 28, 113.5, 1041 L

Crops, Diseases, Rates and Timing:

Crop	Diseases Controlled	Application Rate (per acre)	Application Timing
Dry beans	Suppression of bacterial blight (<i>Xanthomonas campestris</i> pv. <i>phaseoli</i>)	1.0% (v:v)	At the first sign of disease and/or when weather conditions are favorable for disease development. Apply diluted spray to the point of run-off to achieve full and even coverage.
Potato	Suppression of botrytis tan spot (<i>Botrytis cinerea</i>)	2.5% (v:v)	Apply at 7 day intervals, depending upon the level of disease pressure.
	White mold (<i>Sclerotinia sclerotiorum</i>)		
	Brown leaf spot (<i>Alternaria alternata</i>)	1.0 to 2.5% (v:v)	Under severe disease conditions, reduce spray intervals to once every 5 days and use stronger dilution rates.

Application Information:

- **Water Volume:** Thorough uniform coverage is essential for good disease control.
 - **Ground:** Apply diluted spray to the point of run-off, a minimum of 100 L per acre.
 - **Air:** DO NOT apply using aerial application equipment.

How it Works:

The active ingredients hydrogen peroxide and peroxyacetic acid have contact activity on fungal and bacterial vegetative cells and spores. Refer to "Fungicide Modes of Action" in the Plant Disease Control section for more information.

Tank Mixes:

None registered.

Restrictions:

- **Resistance management:** Refer to "Pathogen Resistance" in the Plant Disease Control section for more information.
- **Maximum number of applications:** DO NOT exceed 8 application of this product per season.
- **Pre-harvest Interval:** 0 days
- **Restricted Entry Interval:** DO NOT re-enter treated areas within 4 hours of application.
- **Storage:** DO NOT allow product to become overheated in storage. The high temperature may increase the degradation of the product, which will decrease product effectiveness. Since *OxiDate FC* is a strong oxidizing agent, contact with combustibles may cause fire. Keep containers tightly closed when not in use. To prevent contamination store this product away from food or feed.
- **Storage:** TOXIC to aquatic organisms and non-target terrestrial plants. This product may be toxic to bees and other beneficial insects exposed to direct contact. Avoid application during the crop blooming period. If applications must be made during the crop blooming period, restrict applications to evening when most bees are not foraging. Contamination of aquatic areas as a result of runoff may be reduced by including a vegetative strip between the treated area and the edge of the water body. DO NOT allow effluent or runoff from greenhouses containing this product to enter lakes, streams, ponds or other waters.

Hazard Rating:

Warning – Poison



Danger – Corrosive to Eyes



Danger – Skin Irritant

Refer to the Introduction for an explanation of the symbols.

Phosphorous acid

Rampart/Confine Extra

Fungicide Group
33

Company:

Loveland Products Canada (*Rampart* – PCP #30654)

WinField United Canada (*Confine Extra* – PCP #30648)

Formulation:

53.0% mono- and di-potassium salts of phosphoric acid.

- Container sizes – *Confine Extra* 9.46 to 946 L; *Rampart* 9.46 L

Crops, Diseases, Rates and Timing:

Crop	Diseases Suppressed	Application Rate (per acre)		Application Timing
		<i>Confine Extra</i>	<i>Rampart</i>	
Potato*	Late blight (<i>Phytophthora infestans</i>), pink rot (<i>Phytophthora erythroseptica</i>)	2 to 4 L	1.2 to 3.2 L	Begin applications when conditions are favourable for disease and continue on a 7 to 14 day interval. Use the higher rate and shorter application interval when disease pressure is moderate to high. Use a maximum of 5 foliar and/or chemigation** applications per growing season.

*Not recommended for use on potatoes intended for seed.

**Chemigation application for *Confine Extra* only.

Application Information:

- **Water Volume:**
 - **Ground:**
 - *Confine Extra* – minimum of 40 L per acre
 - *Rampart* – minimum 120 L per acre
 - **Aerial:**
 - *Confine Extra* – DO NOT apply by air
 - *Rampart* – minimum of 40 L per acre

How it Works:

The active ingredient mono- and di-potassium salts of phosphorous acid is a phosphonate fungicide with systemic activity to suppress pathogen inoculum. To be used as a preventative fungicide application on harvested tubers. Refer to "Fungicide Modes of Action" in the Plant Disease Control section for more information.

Tank Mixes:

None registered.

Restrictions:

- **Resistance management:** Refer to "Pathogen Resistance" in the Plant Disease Control section for more information.
- **Preharvest interval:** DO NOT apply within 1 day of harvest.
- **Restricted Entry Interval:** No restrictions listed.
- **Re-cropping:** No restrictions listed.
- **Storage:** DO NOT store near food or feed.
- **Environment:** DO NOT contaminate irrigation or drinking water supplies or aquatic habitats by cleaning of equipment or disposal of waste.

Hazard Rating:



Caution – Eye Irritant

Refer to the Introduction for an explanation of the symbols.

Phostrol

Fungicide Group
33

Company:

Belchim Crop Protection Canada (PCP#30449)

Formulation:

53.6% mono- and dibasic sodium, potassium, and ammonium phosphites formulated as a liquid flowable.

- Container sizes – 2 x 10 L and 1000 L

Crops, Diseases, Rates and Timing:

Crop	Diseases	Application Rate	Application Timing
Potato	Suppression of pink rot (<i>Phytophthora erythroseptica</i>)	2.3 to 4.7 L/acre	In-furrow: Apply in a band at planting directly over the seed pieces prior to row closure.
	Control of late blight (<i>Phytophthora infestans</i>)	1.2 to 4.7 L/acre	Foliar applications: For preventative control of late blight and preventative suppression of pink rot begin applications when conditions favouring disease development exist and continue on a 7 to 14 day interval.
	Suppression of pink rot (<i>Phytophthora erythroseptica</i>)	2.3 to 4.7 L/acre	
	Suppression of Early Blight (<i>Alternaria solani</i>) and Brown Leaf Spot (<i>Alternaria alternata</i>)	1.8 to 2.3 L/acre	
	Control of late blight (<i>Phytophthora infestans</i>), pink rot (<i>Phytophthora erythroseptica</i>) Suppression of silver scurf (<i>Helminthosporium solani</i>)	0.42 L in 2 L water to 1 tonne tubers	Post harvest control: Apply directly to the tubers and ensure complete and even coverage.*
Field pea	Suppression of early season root rot (<i>Aphanomyces euteiches</i> , <i>Pythium ultimum</i>)	1.2 L/acre	At crop emergence followed by a second application 14 days later or in-furrow at planting followed by a second application at crop emergence.

*Consult with product label before application.

Application Information:

- **Water Volume:**
 - **Ground:**
 - *Potato*: Minimum of 12 L per acre for in-furrow treatment and minimum of 81 L per acre for foliar applications.
 - *Field pea*: Minimum of 40 L per acre.
 - **Aerial:**
 - *Potato*: Minimum of 20 L per acre

How it Works:

The active ingredient mono- and dibasic sodium, potassium, and ammonium phosphite is a phosphonates fungicide with systemic activity to suppress pathogen inoculum. Refer to "Fungicide Modes of Action" in the Plant Disease Control section for more information.

Tank Mixes:

Pink rot: *Ridomil Gold 480SL* (in-furrow), *Ridomil Gold MZ* and *Ridomil Gold Bravo Twin Pack* (foliar)

Late Blight: May be tank mixed with one of the following fungicides: *Bravo 500*, *Bravo ZN*, *Echo 720*, *Echo 90DF*, *Ridomil Gold Bravo Twin Pack*, *Dithane Rainshield*, *Manzate Pro-Stick*, *Gavel 75DF*, *Penncozeb 75DF*

Restrictions:

- **Resistance management:** Refer to "Pathogen Resistance" in the Plant Disease Control section for more information.
- **Maximum number of applications:**
 - *Potato* – DO NOT exceed 7 applications of this product per season.
 - *Field pea* – DO NOT exceed 2 applications of this product per season.
- **Grazing:** DO NOT graze treated fields or feed treated forage to livestock.

- **Preharvest interval:**
 - *Potato* – May be applied up to the day of harvest and post harvest.
 - *Field pea* – preharvest interval is 21 days.
- **Restricted Entry Interval:** Re-entry interval after application is 12 hours.
- **Re-cropping:** No restriction listed.
- **Storage:** Store in a cool, dry, secure and well ventilated area. To prevent contamination, store this product away from food or feed. Keep pesticide in original container. Not for use in or around home. DO NOT store near open flame.
- **Environment:** Avoid run-off from treated areas into aquatic areas.
 - To reduce runoff from treated areas into aquatic habitats, avoid application to areas with a moderate to steep slope, compacted soil, or clay.
 - Avoid application when heavy rain is forecast.
 - Contamination of aquatic areas as a result of runoff may be reduced by including a vegetative strip between the treated area and the edge of the water body.
- **Toxicity:** Toxic to aquatic organisms, non-target terrestrial plants and small wild animals.

Hazard Rating:



Caution – Skin Irritant

Refer to the Introduction for an explanation of the symbols.

Priaxor*

Fungicide Group
7, 11

*NOTE: This product is no longer manufactured but product still remains in the distribution system.
This product may be removed from future editions.

Company:

BASF Canada (PCP#30567)

Formulation:

167 g/L of fluxapyroxad and 333 g/L of pyraclostrobin formulated as a suspension concentrate.

- Container size – 2 x 9.6 L

Crops, Diseases, Rates and Timing:

Crop	Diseases	Application Rate (per acre)	Application Timing
Wheat, triticale	Control of tan spot (<i>Pyrenophora tritici-repentis</i>), septoria leaf blotch (<i>Septoria tritici</i> ; <i>S. nodorum</i>), leaf rust (<i>Puccinia recondita</i>), spot blotch (<i>Cochliobolus sativus</i>), stripe rust (<i>Puccinia striiformis</i>), powdery mildew (<i>Erysiphe graminis</i> f. sp. <i>tritici</i>)	90 to 120 mL	Apply prior to disease development or at the onset of disease symptoms. Applications should be made prior to head emergence. Use the higher rate when disease pressure is high.
Barley	Control of net blotch (<i>Pyrenophora teres</i>), spot blotch (<i>Cochliobolus sativus</i>), scald (<i>Rhynchosporium secalis</i>), stripe rust (<i>Puccinia striiformis</i>)		
Rye	Control of leaf rust (<i>Puccinia recondita</i>), powdery mildew (<i>Erysiphe graminis</i>)		
Oat	Control of crown rust (<i>Puccinia coronata</i>)		
Corn	Control of common rust (<i>Puccinia sorghi</i>), Grey leaf spot (<i>Cercospora zae-maydis</i>), Northern leaf blight (<i>Setosphaeria turcica</i>), suppression of eye spot (<i>Aureobasidium zeae</i>)	120 mL	Apply prior to disease development.

Crop	Diseases	Application Rate (per acre)	Application Timing
Canola (including rapeseed, canola quality <i>Brassica juncea</i>) and mustard (oilseed and condiment)	Control of blackleg (<i>Leptosphaeria maculans</i>)	90 to 120 mL	Apply at 2 to 6 leaf (rosette) stage. Use the high rate under high disease pressure.
	Control/suppression of black spot (<i>Alternaria brassicae</i> , <i>A. raphani</i>)	90 to 120 mL	Apply at 20 to 50% bloom for suppression. For control, apply at early pod stage. Use the high rate under high disease pressure.
	Suppression of sclerotinia stem rot (<i>Sclerotinia sclerotiorum</i>)	180 mL	Apply at 20 to 50% bloom.
Chickpea	Control of ascochyta blight (<i>Ascochyta rabiei</i>)	120 to 180 mL	Apply at the beginning of flowering or at the onset of symptoms.
	Suppression of white mould (<i>Sclerotinia sclerotiorum</i>), grey mould (<i>Botrytis cinerea</i>)	180 mL	Apply at the beginning of flowering.
Lentil	Control of anthracnose (<i>Colletotrichum truncatum</i>)	120 mL	Apply at the beginning of flowering or at the onset of symptoms.
	Control of ascochyta blight (<i>Ascochyta lentis</i>)	120 to 180 mL	
	Suppression of white mould (<i>Sclerotinia sclerotiorum</i>), grey mould (<i>Botrytis cinerea</i>)	180 mL	Apply at the beginning of flowering.
Faba bean	Control of powdery mildew (<i>Erysiphe</i> spp.)	120 mL	Apply at the beginning of flowering or at the onset of symptoms.
	Control of ascochyta blight (<i>Ascochyta</i> spp.)	120 to 180 mL	
	Suppression of white mould (<i>Sclerotinia sclerotiorum</i>), grey mould (<i>Botrytis cinerea</i>)	180 mL	Apply at the beginning of flowering.
Field pea	Control of powdery mildew (<i>Erysiphe pisi</i>)	120 mL	Apply at the beginning of flowering or at the onset of symptoms.
	Control of mycosphaerella blight (<i>Mycosphaerella pinodes</i>); suppression of downy mildew (<i>Peronospora viciae</i> f.sp. <i>pisi</i>)	120 to 180 mL	For control of <i>Mycosphaerella</i> blight and suppression of white mould apply at the beginning of flowering. For suppression of downy mildew, apply at the beginning of flowering or at the onset of symptoms.
	Suppression of white mould (<i>Sclerotinia sclerotiorum</i>)	180 mL	
Dry bean	Control of anthracnose (<i>Colletotrichum lindemuthianum</i>), powdery mildew (<i>Erysiphe</i> spp.), rust (<i>Uromyces appendiculatus</i>)	120 mL	Apply at the beginning of flowering.
Soybean	Control of septoria brown spot (<i>Septoria glycines</i>), frogeye leaf spot (<i>Cercospora soja</i>)	97 to 120 mL	Apply prior to disease development when conditions are favourable for disease development. Use the high rate when disease pressure is high.
	Suppression of white mould (<i>Sclerotinia sclerotiorum</i>)	180 mL	
Sunflowers	Suppression of leaf rust (<i>Puccinia helianthi</i>)	120 mL	Apply at first sign of disease.
Flax	Control of pasmo (<i>Septoria linicola</i>)	90 to 120 mL	Apply at 20 to 50% flowering.
	Suppression of sclerotinia stem rot (<i>Sclerotinia sclerotiorum</i>)	180 mL	
Alfalfa (for seed production)	Control of common leaf spot (<i>Pseudopeziza medicaginis</i>)	120 mL	Apply at the beginning of flowering (10 to 30% bloom) or at the onset of disease.
	Suppression of blossom blight (<i>Sclerotinia sclerotiorum</i>)	180 mL	
Bluegrasses; fescues; rye-grasses (for seed production)	Control of leaf rust (<i>Puccinia recondita</i>), stem rust (<i>P. graminis</i>); suppression of powdery mildew (<i>Erysiphe graminis</i>)	90 to 120 mL	Apply prior to disease development when conditions are favourable for disease development. Use the high rate when disease pressure is high.

Crop	Diseases	Application Rate (per acre)	Application Timing
Non grass animal feeds including: Alfalfa, clover, Sainfoin, trefoil, vetch, crown vetch, milk vetch, and including mixed stands of forages grown for feed	Common leaf spot (<i>Pseudopeziza medicaginis</i>)	120 to 180 mL	For optimal disease control, apply at the beginning of flowering (10 to 30% bloom) or at the onset of disease. Make one application per forage cutting for feed (follow preharvest intervals), with a maximum of 2 applications per season.
	Blossom blight (<i>Sclerotinia sclerotiorum</i>)	180 mL	

DO NOT make sequential applications of *Priaxor*. If disease persists or weather conditions are favourable for disease development, make a second application 10 to 14 days later, with a fungicide that contains a different mode of action. Use the shorter interval when disease pressure is high.

Application Information:

- **Water Volume:**
 - **Ground:** minimum 40 L per acre.
 - **Aerial:** minimum 20 L per acre.

How it Works:

The active ingredient fluxapyroxad is a carboxamide (SDHI) fungicide with systemic activity. The active ingredient pyraclostrobin is a strobilurin fungicide with broad spectrum contact and systemic activity. To be used as a preventative application when environmental conditions are favourable for disease development. Refer to "Fungicide Modes of Action" in the Plant Disease Control section for more information.

Tank Mixes:

Herbicides: In Clearfield canola and Clearfield canola quality *Brassica juncea*, *Priaxor* can be tank mixed with *Odyssey*, or *Odyssey* plus *Equinox*. BASF Canada also supports the tank mix of *Priaxor* with *Ares* in Clearfield canola. In Liberty Link canola, *Priaxor* can be tank mixed with *Liberty*. In Roundup Ready canola, *Priaxor* can be tank mixed with glyphosate herbicides.

Fungicides: In canola and mustard, *Priaxor* can be tank mixed with *Lance WDG Fungicide* at 140 grams per acre at 20 to 50 percent bloom to control sclerotinia stem rot and suppress alternaria black spot.

Restrictions:

- **Resistance management:** Refer to "Pathogen Resistance" in the Plant Disease Control section for more information.
- **Maximum number of applications:** DO NOT exceed 1 sequential application of this product per season.
 - **Alfalfa, forage grasses** – DO NOT exceed 1 application of this product per season.
 - **Barley, oat, rye, wheat, triticale, corn, soybean, canola, mustard, sunflower, flax, soybean, field pea, lentil, chickpea, faba bean, dry bean** – DO NOT exceed 2 applications of this product per season.
- **Grazing:** DO NOT feed grass hay or forage to livestock. All other crops on this label can be grazed or fed to livestock.
- **Preharvest interval:**
 - **Barley, rye, wheat, oat** – apply no later than the end of flowering
 - **Field pea, lentil, chickpea, faba bean, dry bean** – 30 days
 - **Corn, soybean, canola, sunflower, flax** – 21 days
 - **Forage grasses** – 14 days
 - **Sweet corn** – 7 days
 - **Alfalfa** – not applicable
- **Restricted Entry Interval:** DO NOT re-enter treated areas within 12 hours of application.
- **Re-cropping:** Crops listed on label, tuberous and corm vegetables, fruiting vegetables, pome fruits and stone fruits may be planted immediately following last application. DO NOT plant any other crops within one year of application of *Priaxor*.
- **Storage:** Store this product away from food or feed.
- **Environment:** Maintain specified buffer zones. Toxic to aquatic organisms, small mammals, and non-target terrestrial plants.

Hazard Rating:



Danger Poison – Skin Irritant

Refer to the Introduction for an explanation of the symbols.

Proline GOLD

Fungicide Group
3, 7

Company:

Bayer (PCP#30511)

Formulation:

200 g/L of fluopyram and 200 g/L of prothioconazole formulated as a suspension concentrate.

- Container size – 10.12 L jugs

Crops, Diseases, Rates and Timing:

Crop	Diseases	Application Rate (per acre)	Application Timing
Canola, oriental mustard (Brassica juncea) and Brassica carinata	Control of sclerotinia stem rot (<i>Sclerotinia sclerotiorum</i>)	253 mL	Apply when the crop is in the 20 to 50% bloom stage. Best protection will be achieved when the fungicide is applied prior to petals beginning to fall, and it will allow for the maximum number of petals to be protected. Good spray coverage of the plants is essential.
Lentil, Pea, Chickpea, Dry bean, Faba bean	Control of white mold (<i>Sclerotinia sclerotiorum</i>), anthracnose in lentils (<i>Colletotrichum lentis</i>) including biotypes resistant to Group 11 fungicides	303 mL	Begin fungicide applications preventatively.
	Control of ascochyta blight (<i>Ascochyta</i> spp.), mycosphaerella blight (<i>Mycosphaerella pinodes</i>), anthracnose in dry bean (<i>Colletotrichum lindemuthianum</i>)	202 to 303 mL	

Application Information:

- **Water Volume:**
 - **Ground:** minimum 40 L per acre.
 - **Aerial:** minimum of 20 L per acre.

How it Works:

The active ingredient fluopyram is a carboxamide fungicide with systemic activity. The active ingredient prothioconazole is a triazole fungicide with broad-spectrum systemic activity. Refer to "Fungicide Modes of Action" in the Plant Disease Control section for more information.

Tank Mixes:

None registered.

Restrictions:

- **Resistance management:** Refer to "Pathogen Resistance" in the Plant Disease Control section for more information.
- **Maximum number of applications:** DO NOT exceed 2 applications of this product per season.
- **Grazing:**
 - **Canola** – DO NOT allow livestock to graze treated areas, and DO NOT harvest rapeseed forage for feed.
 - **Lentils, peas, chickpeas** – DO NOT allow livestock to graze treated areas and DO NOT harvest for forage and hay for 7 days after application.
- **Preharvest interval:**
 - **Canola** – 36 days
 - **Lentils, peas, chickpeas** – 14 days
- **Restricted Entry Interval:** DO NOT re-enter treated areas within 24 hours of application.

- **Re-cropping:** DO NOT replant to alfalfa for 14 days after application. Crops listed on this label and other crops from crop subgroup 20A (rapeseeds), cereals, corn, soybeans, peanuts, cucurbit vegetables, crops of oilseed crop subgroup 20B (sunflowers), tuberous and corn vegetables and sugarbeets may be rotated anytime following the last application of *Proline GOLD*. All other crops may be replanted 30 days following the last application of *Proline GOLD*.
- **Storage:** Store product in original container only, away from other pesticides, fertilizer, food or feed. Not for use or storage in or around the home. DO NOT store below freezing. If stored for one year or longer, shake well before using.
- **Environment:** This product is toxic to birds and aquatic organisms. Consult the product label for buffer zones.
- **Rainfast:** 1 hour

Hazard Rating:

None listed.

Propiconazole

Fungicide Group

3

Tilt 250E/Bumper 432 EC/Pivot 418 EC/Propel/Propi Super 25 EC/

Fitness/Co-Op Pivot/Princeton /VIKING Propiconazole

Company:

Sharda CropChem (*Propi Super 25 EC* – PCP#32240)

Syngenta Canada (*Tilt 250E* – PCP#19346, *Propel* – PCP#29548)

ADAMA Canada (*Bumper 432 EC* – PCP#28017)

Interprovincial Cooperative Ltd. (*Pivot 418 EC* – PCP#28219)

Loveland Products (*Fitness* – PCP#32639)

Federated Co-operatives Limited (*Co-Op Pivot* – PCP#32986)

Sharda CropChem (*Princeton* – PCP#33840)

AgraCity Crop & Nutrition Ltd. (*Modo* – PCP#34213)

Viking Crop Production Partners Inc. (*VIKING Propiconazole Fungicide* – PCP#34772)

Formulations:

Tilt 250E – 250 g/L propiconazole formulated as an emulsifiable concentrate.

- Container size – 2 x 8 L

Propi Super 25 EC – 250 g/L propiconazole formulated as an emulsifiable concentrate.

- Container size – 2 x 8 L

Bumper 432 EC – 432 g/L propiconazole formulated as an emulsifiable concentrate.

- Container size – 4.8 L

Pivot 418 EC and *Fitness* – 418 g/L propiconazole formulated as an emulsifiable concentrate.

- Container size – 2 x 4.8 L

Propel – 250 g/L propiconazole formulated as an emulsifiable concentrate.

- Container size – 8 L

Co-Op Pivot – 418 g/L propiconazole formulated as an emulsifiable concentrate.

- Container size – 1 to 1,000 L

Princeton – 418 g/L propiconazole formulated as an emulsifiable concentrate.

- Container size – 1 to 1,050 L

Modo – 250 g/L propiconazole formulated as an emulsifiable concentrate.

- Container sizes – 8.1 L, 97 L

VIKING Propiconazole Fungicide – 250 g/L propiconazole formulated as an emulsifiable concentrate.

- Container sizes – 2 X 8.1 L, 97 L"

Crops, Diseases, Rates and Timing:

Crop	Diseases	Application Rates (per acre)		Application Timing
		250 g/L products	418 g/L and 432 g/L products	
Wheat	Suppression of septoria leaf blotch (<i>Septoria tritici</i>), tan spot (<i>Pyrenophora tritici-repentis</i>)	100 to 200 mL	60 to 120 mL	Apply with herbicide application at growth stage 12 to 23. If there is a history of high disease pressure in the field and/or field conditions favour disease development use the higher rate.

Crop	Diseases	Application Rates (per acre)		Application Timing
		250 g/L products	418 g/L and 432 g/L products	
Wheat	Control of septoria leaf blotch (<i>Septoria tritici</i>), tan spot (<i>Pyrenophora tritici-repentis</i>), septoria glume blotch (<i>S. tritici</i>), stripe rust (<i>Puccinia striiformis</i>), leaf rust (<i>Puccinia triticina</i>), stem rust (<i>Puccinia graminis</i>), powdery mildew (<i>Erysiphe graminis</i> f.sp. <i>tritici</i>)	200 mL	120 mL	Apply at early stages of disease development (tillering or stem elongation). A second application is recommended if disease pressure continues which can be made up to half-emergence of the head.
Barley	Suppression of net blotch (<i>Pyrenophora teres</i>)	100 to 200 mL	60 to 120 mL	Apply with herbicide application at growth stage 12 to 23. If there is a history of high disease pressure in the field and/or field conditions favour disease development use the higher rate.
Barley continued	Control of spot blotch (<i>Cochliobolus sativus</i>), net blotch (<i>Pyrenophora teres</i>), scald (<i>Rhynchosporium secalis</i>), leaf rust (<i>Puccinia hordei</i>), stem rust (<i>Puccinia graminis</i>), septoria leaf blotch (<i>Septoria</i> spp.), powdery mildew (<i>Blumeria graminis</i>)	200 mL	120 mL	Apply at early stages of disease development (tillering or stem elongation). A second application is recommended if disease pressure continues which can be made up to half-emergence of the head.
Oat	Control of septoria leaf blotch (<i>Septoria avenae</i>), crown rust (<i>Puccinia coronata</i>)	200 mL	120 mL	
Corn	Control of rust (<i>Puccinia sorghi</i>)	200 mL	120 mL	Apply when rust pustules first appear, make second application 14 days later.
	Control of northern leaf blight (<i>Setosphaeria turcicum</i>)	100 to 200 mL	60 to 120 mL	Apply when disease first appears. Use higher rate if disease pressure is high.
Canola	Control of blackleg (<i>Leptosphaeria maculans</i>)	200 mL	120 mL	Apply during the rosette stage.
Soybean (grown for seed)	Control of frogeye leaf spot (<i>Cercospora sojina</i>)	202 to 307 mL	120 to 184 mL	Apply when disease first appears. Under severe disease pressure make a second application 14 days later
Dry bean	Control of rust (<i>Uromyces</i> spp.)	200 mL	120 mL	Apply at the first sign of disease, make second application 14 to 21 days later.
	Control of powdery mildew (<i>Erysiphe</i> spp.) [†]	200 mL	-	Apply at the first sign of disease, make second application 14 days later if disease continues.
Lentil, field pea, chickpea, faba bean [‡]	Control of powdery mildew (<i>Microsphaera diffusa</i> , <i>Erysiphe pisi</i> , <i>E. polygoni</i>)	200 mL	--	Apply at the first sign of disease, make second application 14 days later if disease continues.
Soybean	Control of powdery mildew (<i>Microsphaera diffusa</i>) [†] , cercospora leaf spot (<i>Cercospora kikuchii</i>)	200 mL	--	
Canaryseed*	Suppression of septoria leaf mottle (<i>Septoria triseti</i>)	200 mL	120 mL	Apply at flag leaf emergence.
Timothy* [†]	Control of purple eyespot (<i>Cladosporium phlei</i>)	200 mL	120 mL	Apply at the first sign of disease (usually at the beginning of flowering). Can be applied up to full flowering, spray interval of 14 days.

*Ground application only.

[†] Only TILT 250E, Pivot 418 EC, Propi Super 25 EC, Propel, VIKING Propiconazole Fungicide, Fitness, and Co-Op Pivot are registered for use on this crop.

[‡] Only TILT 250 EC, Propi Super 25 EC VIKING Propiconazole Fungicide and Propel are registered for these uses

Application Information:

- **Water Volume:**
 - **Ground:** minimum 80 L per acre.
 - **Aerial:** 16 to 20 L per acre.

How it Works:

The active ingredient propiconazole is a triazole fungicide with broad spectrum systemic activity. Refer to "Fungicide Modes of Action" in the Plant Disease Control section for more information.

Tank Mixes:

Review and follow the detailed instructions, restrictions and precautions on products labels before mixing.

Herbicides: In wheat and barley only, propiconazole may be tank-mixed with one of the following: 2, 4-D amine, MCPA amine, *Buctril-M* or *Pardner* and in wheat only, may be applied with *Horizon NG*. In wheat and barley only, *Pivot 418 EC*, *Co-Op Pivot* and *Fitness* may be tank-mixed with *Logic M* or *Brotex 240*; *Pivot 418 EC*, *Co-Op Pivot*, *Bumper 432 EC*, or *Fitness* may be tank-mixed with *Badge* or *Bromotril 240 EC*. In spring wheat and barley only, *Tilt 250E* or *Propel* may be tank-mixed with *Axial 100EC*. Refer to labels for tank-mix precautions.

Fertilizers: *Propiconazole* may be applied with up to 4 kg per acre (9 lb. per acre) of actual nitrogen. The appropriate amount of urea can be dissolved in water and added to the spray tank before adding the fungicide. Excessive nitrogen or application during hot weather may result in crop injury. DO NOT add nitrogen when tank-mixing *propiconazole* with a herbicide.

Insecticides: In field corn, *propiconazole* can be tank-mixed with one of the following: *Matador 120EC/Silencer 120EC*. In legumes, *Tilt 250E* or *Propel* can be tank-mixed with *Matador 120EC*.

In wheat and barley, *VIKING Propiconazole Fungicide* can be mixed with only one of the following: 2,4-D Amine, MCPA Amine, *Buctril M*, *Mextrol 450*, *Approve*, or *Broadband*. In corn, *VIKING Propiconazole Fungicide* can be mixed with: *Matador* Insecticide. In legume vegetables, *VIKING Propiconazole Fungicide* can be mixed with the following: *Quadris*, *Matador* Insecticide or *Warrior* Insecticide. In some case, the tank mix should not be applied by aerial application equipment. review and follow the directions for use and precautions on all labels.

Note: ADAMA Canada supports the following mixes that may not be on the respective labels. Carefully consult the labels of the product and that of the herbicide or insecticide partner for directions for use and precautions before mixing. Apply mixes according to the most restrictive use limitations for either product.

Bumper 432 EC Tank Mixes:

- **Herbicides** – MCPA Ester, 2,4-D Ester, *Badge II*, *Bromotril II*, and *Silencer*
- **Insecticides** – *Silencer 120 EC*
- **Wheat, barley** – 2,4-D amine, 2,4-D Ester, *Badge II*, *Bromotril II*, MCPA Amine and MCPA Ester, *Brazen II*
- **Wheat only** – *Ladder All In*

Restrictions:

- **Resistance management:** Refer to "Pathogen Resistance" in the Plant Disease Control section for more information.
- **Maximum number of applications:**
 - **Wheat, barley, corn, bean, legume, timothy** – DO NOT exceed 2 applications of this product per season.
- **Grazing:** DO NOT graze animals on treated green crops within 3 days of application. DO NOT feed straw treated with herbicide tank mixes to livestock. DO NOT use treated soybean seed for animal feed.
- **Preharvest interval:**
 - **Wheat, oat, barley** – 45 days
 - **Canola** – 60 days
 - **Corn** – 14 days if tank-mixed with an insecticide
 - **Soybean** – 50 days
 - **Bean** – 28 days
 - **Timothy** – 14 days
- **Restricted Entry Interval:** DO NOT allow entry into treated area until dry or for 12 hours; whichever is greater.
- **Re-cropping:** No restrictions listed.
- **Storage:** DO NOT freeze. Store products away from food or feed.
- **Environment:** Toxic to aquatic organisms. DO NOT contaminate any body of water by direct application, drift or by cleaning equipment.

Hazard Rating:



Warning – Eye and Skin Irritant
Potential Skin Sensitizer



Bumper 432 EC, Pivot 418 EC, Co-Op Pivot: Warning – Poison



Tilt 250 EC, Propel, Propi Super 25 EC: Caution – Poison

Refer to the Introduction for an explanation of the symbols.

Propiconazole + Azoxystrobin

Fungicide Group
3, 11

Company:

ADAMA Canada (*Topnotch* – PCP#31126)

AgraCity Crop & Nutrition Ltd. (*Quasimodo* – PCP#33807, 34213)

Formulation:

Topnotch: 143 g/L of azoxystrobin and 124 g/L of propiconazole as suspension concentrate.

Quasimodo: 250 g/L of azoxystrobin + 250 g/L of propiconazole as emulsifiable concentrate.

Crops, Diseases, Rates and Timing:

Crops	Diseases Controlled	Application Rate (per acre) <i>Topnotch</i>	Application Rate (per acre) <i>Quasimodo</i>	Application Timing
Wheat	Septoria leaf spot (<i>Septoria</i> spp.), tan spot (<i>Pyrenophora tritici-repentis</i>), stripe rust (<i>Puccinia striiformis</i>), wheat leaf rust (<i>Puccinia triticina</i>)	214 mL	90 mL <i>Quasi</i> + 202 mL <i>Modo</i>	Apply once between stem elongation and half head emergence.
Barley	Septoria leaf spot (<i>Septoria</i> spp.), net blotch (<i>Pyrenophora teres</i>), scald (<i>Rhynchosporium secalis</i>), barley leaf rust (<i>Puccinia hordei</i>), tan spot (<i>Pyrenophora tritici-repentis</i>), stripe rust (<i>Puccinia striiformis</i>)			
Oat	Septoria leaf spot (<i>Septoria</i> spp.), net blotch (<i>Pyrenophora teres</i>), crown rust (<i>Puccinia coronata</i> var. <i>avenae</i>)			
Rye	Septoria leaf spot (<i>Septoria</i> spp.), scald (<i>Rhynchosporium secalis</i>), tan spot (<i>Pyrenophora tritici-repentis</i>)	214 mL	90 mL <i>Quasi</i> + 202 mL <i>Modo</i>	Apply once between stem elongation and half head emergence.
Triticale	Septoria leaf spot (<i>Septoria</i> spp.), tan spot (<i>Pyrenophora tritici-repentis</i>)			
Beans, Field pea, Lentil, Soybean	Mycosphaerella blight, anthracnose, ascochyta blight (lentils only)	310 to 620 mL	-	Make the first application at the first sign of disease. Apply the high rate only under conditions of high disease pressures. A second application 14 days later may be needed if conditions persist.
	Powdery mildew, white mold (suppression only)	310 mL		

Application Information:

- **Water Volume:**
 - **Ground:** minimum 40 L per acre.
 - **Aerial:** minimum 18 L per acre.
- DO NOT apply during periods of dead calm.
- DO NOT apply aerially when wind speed is greater than 16 km per hour.
- Good spray coverage and canopy penetration are important for best results.

How it Works:

Topnotch is composed of two active ingredients; azoxystrobin and propiconazole. Both active ingredients have systemic activity and this mixture can be used for broad spectrum coverage and preventative purpose. Refer to "Fungicide Modes of Action" in the Plant Disease Control section for more information.

Tank Mixes:

None registered.

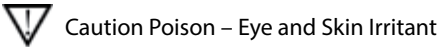
ADAMA Canada supports the following mixes that are not on the *Topnotch* label. Apply mixed according to the most restrictive use limitations for either product:

- **Herbicides:** *Axial*, *Broadband*, *Clodinafop* (*Ladder*, *Ladder All-In*), *Sierra 2*
- **Insecticides:** *Silencer 120 EC*

Restrictions:

- **Resistance management:** Refer to "Pathogen Resistance" in the Plant Disease Control section for more information.
- **Maximum number of applications:** DO NOT exceed the total number of applications of *Topnotch* per season per crop as stated in label.
- **Preharvest interval:**
 - *Cereals and straw* – 45 days
 - *Forage and hay* – 30 days
- **Restricted Entry Interval:** DO NOT re-enter treated areas within 12 hours of application.
- **Re-cropping:** A plant back interval of 105 days is required for all crops not listed in this label. Oat and rye may be planted 45 days after application.
- **Storage:** Store in original tightly closed container in a cool dry, well ventilated area away from feed and foodstuffs. DO NOT store below 0°C.
- **Environment:** Avoid run-off from treated areas into aquatic areas. Toxic to aquatic organisms, certain beneficial insects and may leach to ground water. Avoid application when heavy rain in forecast.
- **Grazing Restrictions (Topnotch):** Do not graze pea vines. 30 days for all other crops.

Hazard Rating:



Caution Poison – Eye and Skin Irritant

Refer to the Introduction for an explanation of the symbols.

Prosaro PRO

Fungicide Group
3, 7

Company:

Bayer (PCP#34093)

Formulation:

200 g/L prothioconazole, 100 g/L tebuconazole and 100 g/L fluopyram formulated as a suspension concentrate.

- Container sizes – 6 L, 97 L

Crops, Diseases, Rates and Timing:

Crop	Diseases	Application Rate (per acre)*	Application Timing
Barley	Control of net blotch (<i>Pyrenophora teres</i>), spot blotch (<i>Cochliobolus sativus</i>), scald (<i>Rhynchosporium secalis</i>), septoria leaf blotch (<i>Septoria passerinii</i>), leaf, stem and stripe rusts (<i>Puccinia hordei</i> , <i>P. graminis</i> , <i>P. striiformis</i>), powdery mildew (<i>Blumeria graminis</i> syn. <i>Erysiphe graminis</i>)	304 mL	For suppression of Fusarium head blight and ergot, apply <i>Prosaro PRO</i> as a preventative spray within the time period when 70 to 100% of the barley main stem heads are fully emerged, to 3 days after full head emergence. Application at this timing will also control the listed leaf diseases.
	Suppression of Fusarium head blight (<i>Fusarium graminearum</i> syn. <i>Gibberella zeae</i>), ergot (<i>Claviceps purpurea</i>)		
Oats	Control of stem rust (<i>Puccinia graminis</i>), stagonospora (<i>Septoria</i>), leaf blotch and black stem (<i>Stagonospora avenae</i> syn. <i>Septoria avenae</i>), crown rust (<i>Puccinia coronata</i>)	304 mL	Leaf and Stem Diseases: Apply as a preventive foliar spray when the earliest disease symptoms appear on the leaves and stems. Fields should be observed closely for early disease symptoms, particularly when susceptible varieties are planted and/or under prolonged conditions favorable for disease development. For suppression of fusarium head blight and ergot, apply as a preventative spray within the time period from when at least 75% of the oat panicles on the main stem are fully emerged to when 50% of the panicles on the main stem are in flower.
	Suppression of Fusarium head blight (<i>Fusarium graminearum</i> syn. <i>Gibberella zeae</i>), ergot (<i>Claviceps purpurea</i>)		

Crop	Diseases	Application Rate (per acre)*	Application Timing
Wheat (spring, winter and durum), triticale (spring and winter)	Control of rusts – leaf, stem and stripe (<i>Puccinia triticina</i> , <i>P. graminis</i> , <i>P. striiformis</i>), leaf and glume blotch (<i>Septoria tritici</i> , <i>Stagonospora nodorum</i>), tan spot (<i>Pyrenophora tritici-repentis</i>), powdery mildew (<i>Blumeria graminis</i> syn. <i>Erysiphe graminis</i>), spot blotch (<i>Cochliobolus sativus</i>)	304 mL	For suppression of Fusarium head blight and ergot, apply as a preventative spray within the time period from when at least 75% of the wheat heads on the main stem are fully emerged to when 50% of the heads on the main stem are in flower. Optimal application timing is when first flowers emerge on the main heads. Application at this timing will also control the listed leaf diseases.
	Suppression of Fusarium head blight (<i>Fusarium graminearum</i> syn. <i>Gibberella zeae</i>), ergot (<i>Claviceps purpurea</i>)		

*A registered non-ionic surfactant must be used with this product (such as *Agral 90* or *AgSurf*) at 0.125% v/v.

Application Information:

- **Water Volume:**
 - **Ground:** minimum 40 L per acre.
 - **Aerial:** minimum 20 L per acre.

How it Works:

The active ingredients prothioconazole and tebuconazole are triazole fungicides with broad spectrum systemic activity. The active ingredient fluopyram is a carboximide (SDHI) fungicide with systemic activity. Refer to "Fungicide Modes of Action" in the Plant Disease Control section for more information.

Tank Mixes:

None registered.

Restrictions:

- **Resistance management:** Refer to "Pathogen Resistance" in the Plant Disease Control section for more information.
- **Maximum number of applications:** DO NOT apply more than once per season.
- **Preharvest interval:** DO NOT apply within 36 days of harvest.
- **Restricted Entry Interval:** DO NOT re-enter treated areas until 12 hours after application.
- **Re-cropping:** Treated areas may be replanted with any crop specified on this label and soybean as soon as practical after the last application. For all other crops, observe a 120 days re-cropping interval.
- **Storage:** Store this product away from food or feed. DO NOT contaminate water, food, or feed by storage or disposal. DO NOT store below freezing. If stored for 1 year or longer, shake well before using. Store the tightly closed container away from feeds, seeds, fertilizer, plants and foodstuffs. DO NOT use or store in or around the home. Keep the product in the original container during storage.
- **Environment:** Toxic to birds, small wild mammals, aquatic organisms, and non-target terrestrial plants. Observe spray buffer zones. See label for specific details on buffer zones. DO NOT apply directly to water or to areas where surface water is present. DO NOT contaminate irrigation or drinking water supplies or aquatic habitats by cleaning of equipment or disposal of wastes.

Hazard Rating:

Keep out of reach of children.

Prothioconazole and Tebuconazole

Fungicide Group
3

Company:

Bayer (*Prosaro XTR* – PCP#32824)
 Albaugh (*StarPro* – PCP#34349)
 Adama Canada (*Soraduo A* – PCP#34367; *Soraduo B* – PCP#34368)
 Sharda CropChem (*Shalimar* – PCP#34357)
 Viking Crop Production Partners Inc. (*VIKING Tromso Fungicide* – PCP#34794)
 Advantage Crop Protection Inc. (*Advantage Prothio +Teb 250 EC* – PCP#34975)

Formulation:

Prosaro XTR: 125 g/L prothioconazole and 125 g/L tebuconazole, formulated as an emulsifiable concentrate.

- Container sizes – 6.5 L, 104 L tote

StarPro, Shalimar and Advantage Prothio +Teb 250 EC: 125 g/L prothioconazole and 125 g/L tebuconazole, formulated as an emulsifiable concentrate.

- Container size: 2 x 6.5 L

VIKING Tromso Fungicide: 125 g/L prothioconazole and 125 g/L tebuconazole, formulated as an emulsifiable concentrate.

- Container size: 2 X13 L, 104 L, 625 L

Soraduo: The Soraduo package contains 2 components.

- *SORADUO™ A* – 250 g/L

Prothioconazole formulated as an Emulsifiable Concentrate.

- Container size – 9.71 L
- *SORADUO™ B* – 430 g/L

Tebuconazole formulated as a suspension concentrate.

- Container size – 5.65 L

Crops, Diseases, Rates and Timing:

Crop	Diseases	Application Rate for <i>Prosaro XTR</i> , <i>Shalimar</i> , <i>StarPro</i> , <i>Advantage Prothio +Teb 250 EC</i> and <i>VIKING Tromso Fungicide</i>	Application Rate for <i>Soraduo</i>	Application Timing
Wheat*	Control of septoria leaf blotch (<i>Septoria tritici</i>), glume blotch (<i>S. tritici</i> , <i>Stagonospora nodorum</i>), tan spot (<i>Pyrenophora tritici-repentis</i>), leaf rust (<i>Puccinia recondita</i>), stem rust (<i>Puccinia graminis</i>), stripe rust (<i>Puccinia striiformis</i>), powdery mildew (<i>Erysiphe graminis</i>)	325 mL		FHB: apply within the time period from when at least 75% of the heads on the main stem are fully emerged to when 50% of heads on the main stem are in flower. Application at this timing will also control the listed leaf diseases.
	Suppression of fusarium head blight (FHB) (<i>Fusarium graminearum</i>)		162 ml/ac <i>SORADUO™ A</i> + 94 ml/ac <i>SORADUO™ B</i>	
Barley*	Control of net blotch (<i>Pyrenophora teres</i>), scald (<i>Rhynchosporium secalis</i>), spot blotch (<i>Cochliobolus sativus</i>), septoria leaf blotch (<i>Septoria passerinii</i>), leaf rust (<i>Puccinia hordei</i>), stem rust (<i>Puccinia graminis</i>), stripe rust (<i>Puccinia striiformis</i>), powdery mildew (<i>Erysiphe graminis</i>)	325 mL		FHB: apply within the time period when 70 to 100% of barley heads on the main stem are fully emerged to 3 days after full head emergence. Application at this timing will also control the listed leaf diseases.
	Suppression of fusarium head blight (FHB) (<i>Fusarium</i> spp.)		162 ml/ac <i>SORADUO™ A</i> + 94 ml/ac <i>SORADUO™ B</i>	

Crop	Diseases	Application Rate for Prosaro XTR, Shalimar, StarPro, Advantage Prothio +Teb 250 EC and VIKING Tromso Fungicide	Application Rate for Soraduo	Application Timing
Oat (only if oat is on the label)	Control of crown rust (<i>Puccinia coronata</i>), stem rust (<i>Puccinia graminis</i>), stagonospora leaf blotch (<i>Stagonospora nodorum</i>), black stem (<i>Stagonospora avenae</i> syn. <i>Septoria avenae</i>)	325 mL		Apply as a preventative foliar spray when the earliest disease symptoms appear on leaves and stems. Fields should be observed closely for early disease symptoms, particularly when susceptible varieties are planted and/or under prolonged conditions favorable for disease development

*Soraduo is for suppression of fusarium head blight only.

Application Information:

- DO NOT apply during periods of dead calm or when winds are gusty. Ensure uniform coverage.
- **Water Volume:**
 - **Ground:** minimum 40 L per acre.
 - **Aerial:** Follow detailed label recommendations for aerial application.

How it Works:

The active ingredients prothioconazole and tebuconazole are demethylation inhibitors with broad-spectrum systemic activity. To be used as a preventative fungicide application. Refer to "Fungicide Modes of Action" in the Plant Disease Control section for more information.

Tank Mixes:

None registered.

Restrictions:

- **Resistance management:** Refer to "Pathogen Resistance" in the Plant Disease Control section for more information.
- **Maximum number of applications:** DO NOT exceed 1 application of this product per season.
- **Grazing:** DO NOT allow livestock to graze or feed green forage to livestock prior to 6 days after treatment. Straw cut after harvest may be fed or used for bedding.
- **Preharvest interval:** 36 days
- **Restricted Entry Interval:** DO NOT re-enter treated fields until 12 hours post-application.
- **Re-cropping:** Treated areas may be replanted with any crop specified on the label and soybean as soon as practical after last application. For oat, DO NOT plant back within 30 days of application. For all other crops, DO NOT plant back until 120 days after application. Tebuconazole is persistent and will carryover. It is recommended that any products containing tebuconazole not be used in areas treated with this product during the previous season.
- **Storage:** DO NOT store in or around the home. DO NOT store at temperatures below freezing. Keep in original tightly closed container and store away from feeds, seeds, fertilizer, plants and food stuffs. Keep away from sources of heat. Shake well before using if stored for more than 1 year. DO NOT contaminate water, food, or feed by storage or disposal.
- **Environment:** Toxic to birds, small wild animals, aquatic organisms, and non-target plants. As this product is not registered for the control of pests in aquatic systems, DO NOT use to control aquatic pests. DO NOT apply to water, or to areas where surface water is present or to intertidal areas below the mean high water mark. Runoff is hazardous to aquatic organisms in neighbouring areas. To reduce runoff from treated areas into aquatic habitats, avoid application to areas with a moderate to steep slope, compacted soil, or clay. Contamination of aquatic areas as a result of runoff may be reduced by including a vegetative strip between the treated area and the edge of the water body. Follow buffer zones as per the product label.
- **Rainfast:** 1 hour

Hazard Rating:



Danger – Eye Irritant



Caution – Skin Irritant

Refer to the Introduction for an explanation of the symbols.

Prothioconazole

Fungicide Group
3

Company:

Bayer (*Proline 480 SC* – PCP#28359)
 WinField United Canada (*Holdfast* – PCP#34013)
 ADAMA Canada (*Soratel* – PCP#34155)
 Nufarm Agriculture (*Joust* – PCP#34800)
 Albaugh (*Pavise 480SC* – PCP#34769)
 Advantage Crop Protection Inc. (*Advantage Prothioconazole 480 SC* – PCP#34978)

Formulation:

Proline 480 SC: 480 g/L prothioconazole formulated as a suspension concentrate.

- Container size – 5.1 L

Holdfast: 480 g/L prothioconazole formulated as a suspension concentrate.

- Container size – 2 x 101 L

Soratel: 250 g/L prothioconazole formulated as emulsifiable concentrate.

- Container size – 2 x 9.6 L

Joust: 250 g/L prothioconazole formulated as emulsifiable concentrate.

- Container size – 2 x 9.71 L

Pavise 480SC: 480 g/L prothioconazole formulated as a suspension concentrate.

- Container size – 2 x 5.1 L

Advantage Prothioconazole 480 SC: 480 g/L prothioconazole formulated as a suspension concentrate.

- Container size – 2 x 10.2 liters

Crops, Diseases, Rates and Timing:

Crop	Diseases	Application Rate (per acre)		Application Timing
		480 g/L products	250 g/L products	
Wheat	Control of septoria leaf blotch (<i>Septoria tritici</i>), tan spot (<i>Pyrenophora tritici-repentis</i>), leaf rust (<i>Puccinia recondita</i>)	125 mL ¹	240 mL ³	Apply as a preventative foliar spray when the earliest disease symptoms appear on leaves and stems. A second application may be made after 7 days.
	Control of glume blotch (<i>Stagonospora nodorum</i>)	170 mL ¹		Apply within the time period when at least 75% of heads on the main stem are fully emerged to when 50% of heads on the main stem are in flower. For FHB, use higher rate when disease pressure is expected to be high or to provide the highest level of mycotoxin reduction.
	Suppression of fusarium head blight (FHB) (<i>Fusarium</i> spp.)	125 to 170 mL ¹	240 to 320 mL	
Pearl millet, proso millet, rye, triticale	Control of foliar rusts caused by <i>Puccinia</i> spp.	125 mL	-	Apply as a preventative foliar spray when disease symptoms appear.
	Suppression of fusarium head blight (<i>Fusarium</i> spp.)	125 to 170 mL ¹	-	Apply as a preventative spray.
Barley	Control of net blotch (<i>Pyrenophora teres</i>), scald (<i>Rhynchosporium secalis</i>), spot blotch (<i>Cochliobolus sativus</i>)	125 mL ¹	240 mL	Apply as a preventative foliar spray when the earliest disease symptoms appear on leaves and stems. A second application may be made after 7 days.
	Suppression of fusarium head blight (FHB) (<i>Fusarium</i> spp.)	125 to 170 mL ¹	240 to 320 mL	Apply within the time period when 70 to 100% of barley heads on the main stem are fully emerged to 3 days after full head emergence. Use higher rate when disease pressure is expected to be high or to provide the highest level of mycotoxin reduction.

Crop	Diseases	Application Rate (per acre)		Application Timing
		480 g/L products	250 g/L products	
Oats	Control of crown rust (<i>Puccinia coronata</i>)	125 mL ¹	240 mL	Apply as a preventative foliar spray when the earliest disease symptoms appear on leaves and stems. A second application may be made after 7 days.
Corn	Suppression of Fusarium and Gibberella ear rots (<i>Fusarium</i> spp. and <i>Gibberella</i> spp.); control of rusts (<i>Puccinia sorghi</i> , <i>Puccinia polysora</i>), northern leaf blight (<i>Setosphaeria turcica</i>)	170 mL ¹	240-320 ml (follow product label)	Apply from silking (tip of stigmata visible) to silk browning (stigmata drying).
Canola, rapeseed, oriental mustard, <i>Brassica carinata</i> [if oriental mustard (<i>Brassica juncea</i>) and <i>Brassica carinata</i> indicated on label]	Control of sclerotinia stem rot (<i>Sclerotinia sclerotiorum</i>)	125 to 150 mL ²	240 to 280 mL	Apply at 20 to 50% bloom stage (prior to petal fall). Use high rate if history of heavy disease or if dense crop stand. For Soratel, a second application at a rate of 240 ml/acre may be applied 7-10 days later, up to full bloom, if disease persists or weather conditions are favorable for disease development. When conditions favoring disease are severe, use the shorter interval.
Soybean	Control of frogeye leaf spot (<i>Cercospora sojina</i>)	85 mL	160 mL	Apply when first disease symptoms are found or when the risk of infection is imminent.
Chickpea	Control of ascochyta blight (<i>Ascochyta rabiei</i>)	125 to 170 mL ²	240 to 320 mL	Apply at first sign of disease. Repeat applications every 10 to 14 days. Use high rate when conditions favour disease or when growing susceptible varieties.
Lentil, field pea (for field pea, Soratel only)	Control of lentil ascochyta blight Soratel only: suppression of ascochyta blight on field peas (<i>Ascochyta</i> spp). White mould (<i>Sclerotinia sclerotiorum</i>)	125 to 170 mL ²	240 to 320 mL	Apply at the beginning of flowering or at the first sign of disease as per indicated on label. A maximum of 340 mL/acre can be applied per crop year for lentil for 480 g/L products and 647 mL/acre for 250 mL/acre products. After the initial application, 1 additional application may be made 10 to 14 days afterwards if conditions remain favourable for continued or increased disease development. Apply the higher rate when conditions favour disease development or when growing less disease resistant varieties. Maximum of two applications per year.
Flax (linseed), borage	Control of sclerotinia stem rot (<i>Sclerotinia sclerotiorum</i>)	125 to 150 mL ²	240 to 280 mL	Apply at 20 to 50% bloom. Best protection will be achieved when the fungicide is applied prior to petals beginning to fall, allowing the maximum number of petals to be protected. Use high rate in fields with a history of heavy disease pressure or for dense crop stands.

Crop	Diseases	Application Rate (per acre)		Application Timing
		480 g/L products	250 g/L products	
Sunflower (excluding those for export), safflower	Suppression of sclerotinia head rot (<i>Sclerotinia sclerotiorum</i>)	170 mL ¹	-	Apply when crop is in 10 to 50% disk flower bloom stage.
	Soratel only: Sunflower rust (<i>Puccinia helianthi</i>) Safflower rust (<i>Puccinia carthami</i>)	-	320ml	Apply when average rust severity reaches 1% on the upper four fully expanded leaves prior to or during bloom

¹ Apply with non-ionic surfactant, e.g. *AgSurf* or *Agral 90* at 0.125% v/v.

² May be applied with the lowest rate of non-ionic surfactant, e.g. *AgSurf* or *Agral 90*. Consult the products labels.

³ *Joust*: When used in wheat, barley and oat, apply with a non-ionic surfactant (*AgSurf*, *Agral 90*, *Enhance*, or *Carrier* at 0.125%). The lowest labelled rate of adjuvant (*Enhance*, *Carrier*, *AgSurf* or *Agral 90*) may be tank-mixed with *Joust* in canola, flax, chickpea, lentil, corn, soybean, sunflower, safflower, and sugar beet.

Application Information:

- DO NOT apply during periods of dead calm or when winds are gusty. Ensure uniform coverage.
- **Water Volume:**
 - **Ground:** minimum 40 L per acre.
 - **Aerial:** minimum of 20 L per acre when the product is registered for aerial applications. Follow detailed label recommendations for aerial application. *Joust* is not registered for aerial applications.

How it Works:

The active ingredient prothioconazole is a triazole fungicide with broad-spectrum systemic activity. Refer to "Fungicide Modes of Action" in the Plant Disease Control section for more information.

Tank Mixes:

None registered.

Bayer supports the following mixes that are not on the *Proline 480 SC* label. Apply mixes according to the most restrictive use limitations for either product:

- **Insecticides:** *Decis*, *Matador*, *Sevin XLR*

Restrictions:

- **Resistance management:** Refer to "Pathogen Resistance" in the Plant Disease Control section for more information.
- **Maximum number of applications:**
 - **Corn, flax, borage, sunflower, soybean, safflower** – DO NOT exceed 1 application of this product per season.
 - **Wheat, barley, oat, canola, lentil** – DO NOT exceed 2 applications of this product per season.
 - **Chickpea** – DO NOT exceed 3 applications of this product per season.
- **Grazing:** No restrictions listed.
- **Preharvest interval:**
 - **Barley, wheat, oat, rye, triticale, millet** – 30 days
 - **Canola, flax, borage** – 36 days
 - **Chickpea, lentil, field pea** – 7 days
 - **Corn** – 14 days
 - **Soybean** – 20 days
 - **Sunflower, safflower** – 45 days
- **Restricted Entry Interval:** DO NOT re-enter treated areas within 24 hours of application.
- **Re-cropping:** May be re-planted with any crop specified on the label as soon as practical. For crops not listed, wait 30 days.
- **Storage:** DO NOT store at temperatures below freezing. Keep in original tightly closed container and store away from feeds, seeds, fertilizer, plants and food stuffs. Keep away from sources of heat. Shake well before using if stored for more than 1 year.
- **Environment:** Toxic to aquatic organisms. DO NOT apply directly to freshwater, estuaries or marine habitats. DO NOT contaminate bodies of water by cleaning of equipment or disposal of wastes. Observe the specified buffer zones.
- **Rainfast:** 1 hour

Hazard Rating:



Caution – Poison

Refer to the Introduction for an explanation of the symbols.

Pyraclostrobin

Fungicide Group

11

Headline EC*, MPOWER Spade, Raclos, Preach, VIKING Pyraclostrobin

***NOTE:** This product is no longer manufactured but product still remains in the distribution system.
This product may be removed from future editions.

Company:

BASF Canada (Headline EC – PCP#27322)

New Agco Inc. distributed by AgraCity Crop and Nutrition Ltd. (MPOWER Spade – PCP#32927)

Albaugh (Raclos – PCP#34615)

Sharda Cropchem Limited (Preach – PCP#33928)

Viking Crop Production Partners Inc. (VIKING Pyraclostrobin Fungicide – PCP#34795)

Formulations:

Headline EC – 250 g/L of pyraclostrobin formulated as an emulsifiable concentrate.

- Container sizes – case (2 x 6.5 L), 120 L shuttle, 400 L tote

MPOWER Spade – 250 g/L of pyraclostrobin formulated as an emulsifiable concentrate.

- Container size – case (2 x 6.5 L), 120 L drum (bulk)

Preach and Raclos – 250 g/L of pyraclostrobin formulated as an emulsifiable concentrate.

- Container size – case (2 x 6.5 L)

VIKING Pyraclostrobin Fungicide – 250 g/L of pyraclostrobin formulated as an emulsifiable concentrate.

- Container size – 2 X 13 L, 120 L, 1000 L

Crops, Diseases, Rates and Timing:

Crop	Diseases	Application Rate (per acre)	Application Timing
Wheat	Control of tan spot (<i>Pyrenophora tritici-repentis</i>), septoria leaf blotch (<i>Septoria tritici</i> , <i>S. nodorum</i>), leaf rust (<i>Puccinia recondita</i>)	121 to 242 mL	Apply single application immediately after flag leaf emergence. Use higher rate to obtain extended protection. If disease persists or weather conditions are favourable for disease development, apply a second application 10 to 14 days later with a fungicide that contains a different mode of action. To maximize yields in cereals, it is important to protect the flag leaf from disease.
	Control of powdery mildew (<i>Erysiphe graminis</i> f. sp. <i>tritici</i>), spot blotch (<i>Cochliobolus sativus</i>), stripe rust (<i>Puccinia striiformis</i>)	161 to 242 mL	
Barley	Control of net blotch (<i>Pyrenophora teres</i>)	121 to 242 mL	
	Control of scald (<i>Rhynchosporium secalis</i>), spot blotch (<i>Cochliobolus sativus</i>), stripe rust (<i>Puccinia striiformis</i>)	161 to 242 mL	
Rye	Control of leaf rust (<i>Puccinia recondita</i>)	121 to 242 mL	
	Control of powdery mildew (<i>Erysiphe graminis</i>)	161 to 242 mL	
Oat (only if on label)	Control of crown rust (<i>Puccinia coronata</i>)	121 to 161 mL	
Canola, rape-seed, canola quality <i>Brassica juncea</i> , mustard (oilseed and condiment) (if on label)	Control of black spot (<i>Alternaria brassicae</i> , <i>A. raphani</i>), blackleg (<i>Leptosphaeria maculans</i>)	121 to 161 mL	Apply in tank mix with supported canola herbicides to control blackleg at the 2 to 6-leaf (rosette) stage. Apply to control alternaria black spot at 20 to 50% bloom (suppression) to early pod stage (90% bloom) for control. <i>Headline EC</i> can be tank-mixed with <i>Lance WDG Fungicide</i> at 20 to 50% flower to control sclerotinia stem rot and suppress black spot.

Crop	Diseases	Application Rate (per acre)	Application Timing
Corn	Control of common rust (<i>Puccinia sorghi</i>), grey leaf spot (<i>Cercospora zeae-maydis</i>)	161 to 242 mL	Begin all applications prior to disease development. If disease persists or weather conditions are favourable for disease development, apply a second time 10 to 14 days later with a fungicide that contains a different mode of action. Use higher rate and shorter interval when disease pressure is high.
Chickpea	Control of ascochyta blight (<i>Ascochyta rabiei</i>)	161 to 242 mL <i>Headline EC</i> must be tank-mixed with 0.14 to 0.17 kg/acre <i>Lance</i> WDG	Apply a tank-mix of <i>Headline EC</i> with <i>Lance</i> at the beginning of flowering or the onset of symptoms. Ascochyta blight can develop quickly once established so early detection is essential. DO NOT apply sequential applications of this tank-mix; alternate to a fungicide with a mode of action other than Group 7 or 11 for at least one application.
Lentil	Control of anthracnose (<i>Colletotrichum truncatum</i>), ascochyta blight (<i>Ascochyta lentis</i>)	161 mL	Apply at the beginning of flowering or at the onset of symptoms for more aggressive diseases (anthracnose in lentils). If disease persists or weather conditions are favourable for disease development, apply a second application 10 to 14 days later with a fungicide that contains a different mode of action.
Field pea	Control of mycosphaerella blight (<i>Mycosphaerella</i> spp., <i>Ascochyta</i> spp.), powdery mildew (<i>Erysiphe</i> spp.)	161 mL	
	Suppression of downy mildew (<i>Peronospora viciae</i> f.sp. <i>pisi</i>)	161 to 242 mL	
Dry bean	Control of anthracnose (<i>Colletotrichum lindemuthianum</i>), powdery mildew (<i>Erysiphe</i> spp.), rust (<i>Uromyces</i> spp.)	161 mL	
Faba bean	Control of ascochyta blight (<i>Ascochyta fabae</i>), powdery mildew (<i>Erysiphe</i> spp.)	161 mL	
Sunflower (if on label)	Suppression of rust (<i>Puccinia helianthi</i>)	161 mL	For optimum disease suppression, apply prior to disease development. If disease persists or weather conditions are favourable for disease development, apply a second application 10 to 14 days later with a fungicide that contains a different mode of action.
Flax (including low-linolenic acid varieties) (if on label)	Control of pasmo (<i>Septoria linicola</i>)	121 to 161 mL	Apply at the mid flower stage (7 to 10 days after the initiation of flowering). If disease persists or weather conditions are favourable for disease development, apply a second application 10 to 14 days later with a fungicide that contains a different mode of action.
Alfalfa (for seed production)	Control of common leaf spot (<i>Pseudopeziza medicaginis</i>)	161 mL	Apply at the beginning of flowering (10 to 30% bloom) or at the onset of disease.
Bluegrasses; fescues; rye-grasses (for seed production)	Control of leaf rust (<i>Puccinia recondita</i>), stem rust (<i>P. graminis</i>) Suppression of powdery mildew (<i>Erysiphe graminis</i>)	161 to 271 mL	Apply prior to disease development. If disease conditions exist, apply again 12 to 14 days later with a fungicide that contains a different mode of action. Use higher rate and shorter interval when high disease pressure.

Crop	Diseases	Application Rate (per acre)	Application Timing
Potato*	Control of early blight (<i>Alternaria solani</i>)	182 to 271 mL	Apply prior to row closure or when conditions become favourable for disease development. Apply on a 7 to 14 day interval. Under high disease pressure, use higher rate or tank mix <i>Headline EC</i> with <i>Bravo 500</i> . It is recommended that no more than 1 application of <i>Headline EC</i> or <i>MPOWER Spade</i> is made before switching to a fungicide with an alternate mode of action.
	Control of late blight (<i>Phytophthora infestans</i>)	182 to 271 mL	Apply prior to row closure or when conditions become favourable for disease development. Apply on a 5 to 7 day interval. Under high disease pressure, use higher rate or tank mix <i>Headline EC</i> with <i>Bravo 500</i> . If using a tank-mix, apply on a 7 to 10 day interval. DO NOT make more than 1 application of <i>Headline EC</i> or <i>MPOWER Spade</i> before switching to a fungicide with an alternate mode of action.
Timothy hay**	Control of brown stripe (<i>Cercosporidium graminis</i>), leaf streak (<i>Drechslera phlei</i>), purple eye spot (<i>Cladosporium phlei</i>)	161 to 271 mL	Apply prior to disease development. Use higher rate when disease pressure is high. If disease persists or weather conditions are favourable for disease development, apply a second time 14 days later, with a fungicide with a different mode of action. In absence of an alternative fungicide registered for the specific diseases to be treated, for resistance management purposes, the maximum number of applications is limited to one. DO NOT apply more than 162 mL/acre by aerial application.
Soybean	Control of frog-eye leaf spot (<i>Cercospora sojae</i>)	161 to 242 mL	Apply at the beginning of flowering. If disease persists or weather conditions are favourable for disease development, apply a second time 10 to 14 days later with a fungicide that contains a different mode of action.

*BASF Canada does not recommend use of *Headline EC* alone on potato due to potential for fungicide resistance.

**Minor use label expansion. Follow the product label. Do not apply *VIKING Pyraclostrobin Fungicide* on Timothy hay.

Application Information:

- **Water Volume:**
 - **Ground:** Use a minimum water volume of 40 L per acre on oilseeds, cereals, pulses, alfalfa and grasses; use 80 L per acre on potatoes. Ensure thorough coverage of foliage.
 - **Aerial:** Use a minimum water volume of 20 L per acre. Ensure thorough coverage of foliage. DO NOT apply more than 160 mL per acre by aerial application.
 - **Pivot or Sprinkler irrigation (Headline EC):** DO NOT exceed 0.64 cm (1/4 inch) (63,500 L) per hectare. DO NOT apply registered tank mixes in potato, chickpea, and canola by pivot or sprinkler irrigation. Apply only through overhead sprinkler systems including centre pivot and lateral move containing low pressure drop nozzles.

How it Works:

The active ingredient pyraclostrobin is a strobilurin fungicide with broad spectrum contact and systemic activity. To be used as a preventative application when environmental conditions are favourable for disease development. Refer to "Fungicide Modes of Action" in the Plant Disease Control section for more information.

Tank Mixes:

MPOWER Spade: no registered tank mixes.

VIKING Pyraclostrobin Fungicide: no registered or supported tank mixes.

Herbicides: *Headline EC* at a rate of 120 to 160 mL per acre can be tank mixed with *Ares* on Clearfield canola, *Liberty Herbicide* (150SN or 200SN) in glufosinate ammonium tolerant canola (e.g.: LibertyLink canola), and registered glyphosate herbicides in glyphosate-tolerant canola (e.g.: Roundup Ready).

Fungicides: On chickpea, *Headline EC* at a rate of 160 to 240 mL per acre must be applied in tank-mix with 140 to 170 grams per acre *Lance* for control of ascochyta blight. On potatoes, *Headline EC* at rates of 180 to 270 mL per acre may be applied in tank-mix with *Bravo 500* at label rates, additional use recommendations, restrictions, and precautions for the control of late blight. On canola, *Headline EC* can be tank mixed with *Lance Fungicide* at 142 grams per acre at 20 to 50% flowering to control sclerotinia stem rot and suppress black spot.

Restrictions:

- **Resistance management:** Refer to "Pathogen Resistance" in the Plant Disease Control section for more information.
- **Note:** BASF Canada does not recommend use of *Headline* alone on potato due to potential for resistance.
- **Maximum number of applications:** DO NOT exceed 1 sequential application of *Headline EC* or *MPOWER Spade* per season. Any subsequent applications of this product must be in combination with a fungicide that contains a different mode of action.
 - *Alfalfa* – DO NOT exceed 1 application per season.
 - *Canola, rapeseed, canola quality Brassica juncea, mustard, flax, dry bean, faba bean, lentil, field pea, chickpea, bluegrass, fescue grass, ryegrass, corn, sunflower* – DO NOT exceed 2 applications of this product per season.
 - *Potato* – DO NOT exceed 3 applications per season.
- **Grazing:** DO NOT graze treated corn crops within 6 days of last application. DO NOT feed alfalfa hay or forage to livestock. All other crops listed can be grazed or fed to livestock.
- **Preharvest interval:**
 - *Barley, rye, wheat, oat* – apply no later than the end of flowering
 - *Corn* – 7 days
 - *Pulses* – 30 days
 - *Forage grasses* – 14 days
 - *Alfalfa* – not applicable
 - *Oilseeds* – 21 days
 - *Potatoes* – 3 days
 - *Soybean* – 21 days
- **Restricted Entry Interval:** DO NOT re-enter treated areas within 12 hours of application.
- **Re-cropping:** Crops listed on label may be planted immediately following last application. Wait 14 days before planting all other crops.
- **Storage:** Store in a cool, dry, locked, well-ventilated area without a floor drain. DO NOT freeze.
- **Environment:** Avoid overspray or drift to sensitive habitats. Maintain specified buffer zones. DO NOT spray non-target terrestrial or aquatic habitats.

Hazard Rating:



Danger – Poison

Refer to the Introduction for an explanation of the symbols.

Pyrimethanil

Fungicide Group
9

Company:

Bayer (*Scala SC* – PCP#28011)

Sharda CropChem (*Shape SC* – PCP#34661)

Formulation:

400 g/L pyrimethanil formulated as a suspension concentrate.

- Container size – 6.07 L

Crops, Diseases and Timing:

Control of early blight (*Alternaria solani*) on potato. Apply when plants are 15 to 20 cm high or when disease threatens. Repeat applications at 7 to 14 day intervals or as necessary to maintain disease control. If severe disease conditions exist, use the 7 day interval. Minimum spray interval is 7 days. Ensure complete coverage.

Rates:

Apply at 300 mL per acre as a tank mix with *Bravo 500*.

Application Information:

- **Water Volume:**
 - **Ground:** minimum of 120 L per acre.
 - **Aerial:** minimum of 14 L per acre.

How it Works:

The active ingredient pyrimethanil is an anilinopyrimidine fungicide with contact and systemic activity. To be used as a preventative fungicide application. Refer to "Fungicide Modes of Action" in the Plant Disease Control section for more information.

Tank Mixes:

Fungicides: To be applied ONLY as a tank mix with *Bravo ZN*. Follow mixing instructions provided on the label.

Restrictions:

- **Resistance management:** Refer to "Pathogen Resistance" in the Plant Disease Control section for more information.
- **Maximum number of applications:** DO NOT exceed 3 applications of this product per season.
- **Grazing:** No restrictions listed.
- **Preharvest interval:** 7 days
- **Restricted Entry Interval:** DO NOT re-enter treated areas within 12 hours of application.
- **Re-cropping:** A 30 day plant-back interval is required for potatoes and wheat and 130 days for all other crops.
- **Storage:** DO NOT allow product to freeze. If stored more than 1 year, shake well before using. Store in tightly closed container away from fertilizer, seeds, feed or food.
- **Environment:** Maintain a 1 m buffer zone between areas sprayed and aquatic systems. Toxic to aquatic organisms. DO NOT apply where runoff is likely to occur.

Hazard Rating:



Caution Poison – Skin Irritant

Refer to the Introduction for an explanation of the symbols.

Quadris Top

Fungicide Group
3, 11

Company:

Syngenta Canada (PCP#30518)

Formulation:

200 g/L azoxystrobin and 125 g/L difenoconazole formulated as a flowable suspension concentrate.

- Container size – 2 x 10.125 L

Crops, Diseases, Rates and Timing:

Crop	Diseases	Application Rate (per acre)	Application Timing
Potato	Control of early blight (<i>Alternaria solani</i>)	229 to 405 mL	Apply on a 7 to 14 day interval, starting prior to disease establishment.
Potato <i>continued</i>	Suppression of brown spot (<i>Alternaria alternata</i>), black dot (<i>Colletotrichum coccodes</i>)	229 to 405 mL	Apply prior to disease. Apply no more than 1 application to target these diseases. If disease pressure is high, use the highest rate.
	Suppression of sclerotinia stem rot (<i>Sclerotinia sclerotiorum</i>)	405 mL	Apply at full bloom. Repeat applications at intervals of 7 to 10 days.

Application Information:

- **Water Volume:**
 - **Ground:** Use sufficient water volume to obtain adequate coverage. Use minimum 60 L per acre.
 - **Aerial:** Use sufficient water volume to obtain adequate coverage. Use minimum 60 L per acre.

How it Works:

The active ingredient azoxystrobin belongs to a strobilurin group of fungicides and difenoconazole is a triazole fungicide. Together they provide broad spectrum preventative and systematic. To be used as a preventative and curative fungicide application. Refer to "Fungicide Modes of Action" in the Plant Disease Control section for more information.

Tank Mixes:

None registered.

Restrictions:

- **Resistance management:** Refer to "Pathogen Resistance" in the Plant Disease Control section for more information.
- **Maximum number of applications:** DO NOT exceed three applications per season.
- **Grazing:** No restrictions listed.
- **Preharvest interval:** 14 days
- **Restricted Entry Interval:** DO NOT re-enter treated areas until 12 hours after application.
- **Re-cropping:** DO NOT plant any other crop for a period of 60 days following application to the preceding crop unless *Quadris Top* or *Inspire* are registered for that crop.
- **Storage:** Store in cool, dry place. DO NOT store food, beverages or tobacco products in storage area.
- **Environment:** This product is toxic to aquatic organisms (or invertebrates), fish and mammals. Observe buffer zones outlined in the label.

Hazard Rating:



Caution – Eye Irritant

Refer to the Introduction for an explanation of the symbols.

Quash SC

Fungicide Group
3

Company:

Valent Canada distributed by Nufarm Agriculture Inc. (PCP#33081)

Formulation:

480 g/L of metconazole formulated as a soluble concentrate.

- Container size – 2 x 4.8 L jugs

Crops, Diseases, Rates and Timing:

Crop	Diseases	Application Rate (per acre)	Application Timing
Canola	Control of sclerotinia stem rot (<i>Sclerotinia sclerotiorum</i>)	59 to 118 mL	20 to 50% bloom. Under high disease pressure, use the application rate of 118 mL/acre. DO NOT make more than one application per year.
Dry bean, Field pea, Chickpea, Lentil	Control of powdery mildew (field peas only) Suppression of white mold, ascochyta blight (chickpeas and lentils only)	118 mL	20 to 50% bloom stage, before disease symptoms are visible. Make a second application at full bloom a minimum 7 days after the first application. DO NOT apply more than 236 mL/acre per year.
Potato	Control of early blight (<i>Alternaria solani</i>)	73 to 118 mL	Apply prior to infection for preventative control. If conditions favor disease development, make additional applications at 7 to 10 day intervals. DO NOT apply more than 354 mL/acre per year.
	Suppression of white mold (<i>Sclerotinia sclerotiorum</i>)	118 mL	
Sunflower	Control of rust (<i>Puccinia helianthi</i>) Suppression of sclerotinia head rot (<i>Sclerotinia sclerotiorum</i>)	118 mL	Apply when conditions favor disease development and prior to infection. DO NOT apply more than 236 mL/acre per year.

Application Information:

- **Water Volume:**
 - **Ground:** minimum 81 L per acre.
 - **Aerial:** minimum 20 L per acre.

How it Works:

The active ingredient metconazole is a broad spectrum triazole demethylation inhibitor (DMI) fungicide with systemic activity. Refer to "Fungicide Modes of Action" in the Plant Disease Control section for more information.

Tank Mixes:

None registered.

Restrictions:

- **Resistance management:** Refer to "Pathogen Resistance" in the Plant Disease Control section for more information.
- **Maximum number of applications:**
 - **Canola** – DO NOT exceed more than 1 application of this product per year.
 - **Dry bean, field pea, chickpea, lentil, sunflower** – DO NOT exceed 236 mL per acre of this product per year.
 - **Potato** – DO NOT exceed 354 mL per acre of this product per year.
- **Preharvest interval:**
 - **Canola** – 45 days
 - **Dry bean, field pea, chickpea, lentil, sunflower** – 21 days
 - **Potato** – 8 days
- **Restricted Entry Interval:**
 - **Canola, potato** – DO NOT re-enter treated areas within 12 hours of application.
 - **Peas** – DO NOT re-enter treated areas within 24 hours of application.
- **Re-cropping:** DO NOT plant any other crop for a period of 30 days unless *Quash* is registered for that use.

- **Storage:** Store in a cool, dry, secure place
- **Environment:** Toxic to aquatic organisms, non-target terrestrial plants, birds, and small wild mammals. To reduce runoff from treated areas into aquatic habitats, avoid application to areas with a moderate to steep slope, compacted soil or clay.
- **Oral LD50 (Rats):** 1750 mg per kg.
- **Dermal LD50 (Rabbits):** >5000 mg per kg.

Hazard Rating:



Warning – Eye Irritant

Refer to the Introduction for an explanation of the symbols.

Quilt

Fungicide Group
3, 11

Company:

Syngenta Canada (PCP#28328)

Sharda CropChem Limited (*Fungtion SC* – PCP#32878)

Formulation:

75 g/L azoxystrobin and 125 g/L propiconazole formulated as a suspension concentrate.

- Container sizes – 2 x 10.125 L case and 101.25 L tote

Crops, Diseases, Rates and Timing:

Crop	Diseases Controlled	Application Rate (per acre)	Application Timing
Dry bean	Anthracnose (<i>Colletotrichum truncatum</i>)	405 to 607 mL	Make first application before disease is established and no later than the onset of flowering. A second application 14 days later may be needed if conditions persist. Apply the high rate under conditions of high disease pressure.
	Powdery mildew (<i>Microsphaera diffusa</i> , <i>Erysiphe</i> spp.)	405 mL	Make first application at the first sign of disease. A second application 14 days later may be needed if conditions persist.
Lentil Soybean	Anthracnose (<i>Colletotrichum truncatum</i>)	405 to 607 mL	Make first application before disease is established and no later than the onset of flowering. A second application 14 days later may be needed if conditions persist. Apply the high rate under conditions of high disease pressure.
	Powdery mildew (<i>Erysiphe</i> spp.)	405 mL	Make first application at the first sign of disease. A second application 14 days later may be needed if conditions persist.
Chickpea Faba bean	Powdery mildew (<i>Erysiphe</i> spp.)	405 mL	Make first application at the first sign of disease. A second application 14 days later may be needed if conditions persist. Apply the high rate under conditions of high disease pressure.
Field pea	Mycosphaerella blight (<i>Mycosphaerella pinodes</i>)	405 to 607 mL	
	Powdery mildew (<i>Erysiphe pisi</i> , <i>Microsphaera diffusa</i>)	405 mL	
Canola	Blackleg (<i>Leptosphaeria maculans</i>)	405 mL	Apply during the rosette stage between 2 nd true leaf and bolting.
Soybean	Frogeye leaf spot (<i>Cercospora sojina</i>)	405 to 607 mL	Make the first application at growth stage R3 (early pod set) and 14 days late at approximately growth stage R5.
Barley	Net blotch (<i>Pyrenophora teres</i>)	202* to 405 mL	At first sign of disease starting at the two leaf stage. Use the higher rate if there is a history of high disease pressures in the field and/or field conditions favour disease.

Crop	Diseases Controlled	Application Rate (per acre)	Application Timing
Barley	Net blotch (<i>Pyrenophora teres</i>), septoria leaf blotch (<i>Septoria</i> spp.), scald (<i>Rhynchosporium secalis</i>), tan spot (<i>Pyrenophora tritici-repentis</i>)	304 mL	Apply between stem elongation and half-head emergence. For stripe rust, use the higher rate if there is a history of high disease pressures in the field and/or field conditions favour disease development.
	Stripe rust (<i>Puccinia striiformis</i>)	304 to 405 mL	
	Leaf rust (<i>Puccinia hordei</i>)	405 mL	
Wheat	Tan spot (<i>Pyrenophora tritici-repentis</i>), septoria leaf blotch (<i>Septoria</i> spp.)	202* to 405 mL	At first sign of disease starting at the two leaf stage. Use the higher rate if there is a history of high disease pressures in the field and/or field conditions favour disease.
Wheat <i>continued</i>	Septoria leaf blotch (<i>Septoria</i> spp.), tan spot (<i>Pyrenophora tritici-repentis</i>)	304 mL	Apply between stem elongation and half-head emergence. For stripe rust and leaf rust in wheat, use the higher rate if there is a history of high disease pressures in the field and/or field conditions favour disease development.
	Stripe rust (<i>Puccinia striiformis</i>), leaf rust (<i>Puccinia triticina</i>)	304 to 405 mL	
Rye	Scald (<i>Rhynchosporium secalis</i>), septoria leaf blotch (<i>Septoria</i> spp.), tan spot (<i>Pyrenophora tritici-repentis</i>)	304 mL	
	Stripe rust (<i>Puccinia striiformis</i>)	304 to 405 mL	
Triticale	Septoria leaf blotch (<i>Septoria</i> spp.), tan spot (<i>Pyrenophora tritici-repentis</i>)	304 mL	
Oat	Septoria leaf blotch (<i>Septoria</i> spp.), net blotch (<i>Pyrenophora teres</i>)	304 mL	Apply between stem elongation and half-head emergence. For crown rust, use the higher rate if there is a history of high disease pressures in the field and/or field conditions favour disease development.
	Crown rust (<i>Puccinia coronata</i>)	304 to 405 mL	
Field, sweet, and popping corn (including seed production)	Rust (<i>Puccinia sorghi</i>), northern leaf blight (<i>Setosphaeria turcicum</i>) Suppression of anthracnose leaf blight (<i>Colletotrichum graminicola</i>)	304 to 405 mL	Make first application at the first sign of disease, followed by a second application 14 days after the first, if environmental conditions are favourable for disease development.
Fescue, grown for seed production	Stem eyespot and leaf spot complex (<i>Didymella festucae</i>) and leaf spot (<i>Pyrenophora</i> spp., <i>Drechslera</i> spp.)	405 mL	Begin applications when conditions are favourable for disease infection and prior to disease symptom appearance. In commercial fescue for seed production, the first application is to be made preventively prior to tiller leaves expansion; the second application 14 days later.

*Suppression only at rates less than 304 mL per acre.

Application Information:

- **Water Volume:**
 - **Ground:** Apply in a minimum of 18 L of water per acre for legume vegetables and soybean. Apply in a minimum of 40 L of water per acre for other crops.
 - **Aerial:** Follow the recommendations on label for each use. Apply a minimum of 18 L of water per acre. DO NOT apply on fescue using aerial application equipment.

How it Works:

The active ingredient azoxystrobin is a methoxyacrylate compound (strobilurin) with broad spectrum contact and systemic activity. The active ingredient propiconazole is a triazole fungicide with broad-spectrum systemic activity. To be used as a preventative and curative fungicide application. Refer to "Fungicide Modes of Action" in the Plant Disease Control section for more information.

Tank Mixes:

Insecticides: *Quilt* can be tank-mixed with insecticide *Matador 120EC* for foliar disease and insect control in cereals. Consult each label for pests controlled, precautions, and specific application instructions

Syngenta Canada supports the following mixes that are not on the *Quilt* label. Apply mixes according to the most restrictive use limitations for either product. Application of unlabeled tank-mixes is permitted as long as both products are registered and being used within their registered use pattern (e.g.: application rate, application timing, number of applications per season, pre-harvest interval, pest claim etc.).

- **Herbicides:** *Axial*, *Broadband* + registered tank mixes, *Horizon NG*, *Sierra*
- **Fungicides:** *Quadris*

Restrictions:

- **Resistance management:** Refer to "Pathogen Resistance" in the Plant Disease Control section for more information.
- **Maximum number of applications:**
 - *Canola* – DO NOT exceed 1 application of this product per season.
 - *Soybean, dry bean, faba bean, chickpea, field pea, lentil, barley, wheat, rye, triticale, oat, corn and Fescue* – DO NOT exceed 2 applications of this product per season.
- **Grazing:**
 - *Fescue* – DO NOT graze or harvest treated forage, and hay for livestock feed. Follow the instructions on label for other uses.
- **Preharvest interval:**
 - *Soybean and dry legume vegetables, canola* – 30 days
 - *Succulent podded and shelled legume vegetables* – 15 days
 - *Soybean hay and dry pea hay* – 14 days
 - *Fescue* – Make the last application at least 20 days before seed matures; seed not for human or animal consumption
 - *Wheat, barley, rye, triticale, and oat* – 45 days
 - *Field corn, sweet corn, and popcorn* – 14 days
- **Restricted Entry Interval:** DO NOT re-enter treated fields within 12 hours of application.
- **Re-cropping:** Oat and rye may be planted 45 days after *Quilt* application. DO NOT plant any other crop intended for food, grazing, or any component of animal feed or bedding within 105 days of *Quilt* application to the preceding crop unless the second crop appears on the *Quilt* label.
- **Storage:** Store in a cool, dry, well ventilated area away from feed and foodstuffs, and out of reach of children and animals. DO NOT store at temperatures below freezing. Keep in original container, tightly closed, during storage.
- **Environment:** Azoxystrobin is persistent and will carry over. *Quilt* is toxic to aquatic organisms and is extremely phytotoxic to certain apple varieties. Avoid spraying when the wind is blowing towards a nearby sensitive crop, garden, terrestrial habitat (such as shelterbelt), or aquatic habitat. DO NOT contaminate irrigation or drinking water supplies by cleaning of equipment or disposal of wastes. Avoiding spray drift is the responsibility of the applicator.

Hazard Rating:



Caution – Poison and Skin Irritant

Refer to the Introduction for an explanation of the symbols.

Ranman 400SC

Fungicide Group
21

Company:

ISK Biosciences Corporation; distributed by Belchim Crop Protection Canada (PCP#30716)

Formulation:

400 g/L cyazofamid formulated as a suspension concentrate.

- Container sizes – 500 mL, 200 L

Crops, Diseases and Timing:

Control of late blight (*Phytophthora infestans*) on potato. Begin applications on a 7 day schedule when warning systems forecast disease infection periods or at row closure. Use the low rate under low disease pressure and increase the rate as disease pressure and/or crop development increases, up to the maximum rate. For late blight tuber rot control, ensure that the last 2 to 3 applications prior to desiccation are made at the maximum rate following resistance management practices.

Rates:

40 to 80 mL per acre. *Ranman 400SC* should be tank mixed with a non-ionic or organo-silicone surfactant (such as Sylgard 309 at 60 mL per acre).

Application Information:

- DO NOT make sequential applications. After one application alternate with at least one application of fungicide with a different mode of action.
- **Water Volume:**
 - **Ground:** Apply in a minimum of 20 L of water.
 - **Aerial:** Use sufficient volume to obtain coverage of the foliage, 80 to 240 L per acre.

How it Works:

The active ingredient cyazofamid is a cyanoimidazole fungicide with contact activity. To be used as a preventative fungicide application. Refer to "Fungicide Modes of Action" in the Plant Disease Control section for more information.

Tank Mixes:

None registered.

Restrictions:

- **Resistance management:** Refer to "Pathogen Resistance" in the Plant Disease Control section for more information.
- **Maximum number of applications:** DO NOT exceed 6 applications of this product per season.
- **Grazing:** No restrictions listed.
- **Preharvest interval:** 7 days
- **Restricted Entry Interval:** DO NOT re-enter treated areas within 12 hours of application.
- **Re-cropping:** A plant back interval of 30 days is required.
- **Storage:** Store product in original container in a secured dry place separate from other pesticides, fertilizer, food and feed.
- **Environment:** 20 m (fixed wing) and 15 m (helicopter) buffer zones for aerial applications in proximity of terrestrial habitats. For freshwater and marine habitats buffer zones for aerial are the same as field sprayer applications.

Hazard Rating:

None listed.

Reason 500SC

Fungicide Group
11

Company:

Gowan Canada (PCP#27462)

Formulation:

500 g/L fenamidone formulated as a suspension concentrate.

- Container size – 2 L

Crops, Diseases and Timing:

Control of early blight (*Alternaria solani*) and late blight (*Phytophthora infestans*) on potato. Begin application when plants are 15 to 20 cm high or when disease threatens. Apply a fungicide with a different mode of action within 7 to 10 days after each application using the shorter interval when conditions favor disease development. Ensure even application.

Rates:

Apply at 80 mL per acre (200 mL/ha) as a tank mix with either *Dithane DG** at 500 grams per acre (1.25 kg/ha) or *Bravo 500* at registered rates.

*When using other formulations of mancozeb, adjust application rates to apply 375 grams active ingredient per acre (935 g active ingredient/ha).

Application Information:

- **Water Volume:**
 - *Aerial:* Use minimum of 14 L per acre (35 L/ha) at a pressure no less than 300 kPa.

How it Works:

The active ingredient fenamidone is a strobilurin fungicide with contact activity. To be used as a preventative and inhibitive (spore germination and antisporeulant) fungicide application. Refer to "Fungicide Modes of Action" in the Plant Disease Control section for more information.

Tank Mixes:

Fungicides: To be applied ONLY as a tank-mix with mancozeb fungicides or *Bravo 500*. Follow mixing instructions provided on the label.

Restrictions:

- **Resistance management:** Refer to "Pathogen Resistance" in the Plant Disease Control section for more information.
- **Maximum number of applications:** DO NOT exceed 6 applications of this product per season.
- **Grazing:** No restrictions listed.
- **Preharvest interval:** 14 days
- **Restricted Entry Interval:** DO NOT re-enter treated areas until residues have dried.
- **Re-cropping:** A 30 day plant-back interval is required for potato and all other crops.
- **Storage:** DO NOT allow product to freeze. If stored more than 1 year, shake well before using. Keep away from fire, open flame or other sources of heat. Store in tightly closed container away from fertilizer, seeds, feed or food
- **Environment:** For ground application maintain a 1 m buffer zone between areas sprayed and aquatic systems. For aerial application allow a 5 m buffer. Toxic to fish and other aquatic organisms; DO NOT apply where runoff is likely to occur.

Hazard Rating:



Caution Poison – Eye Irritant

Refer to the Introduction for an explanation of the symbols.

Regalia Maxx

Fungicide Group
Not classified, bio-fungicide

Company:

Marrone Bio Innovations (PCP#30199)

Formulation:

20% extract of *Reynoutria sachalinensis* formulated as a suspension concentrate.

- Container size – 4 x 5 L

Crops, Diseases and Timing:

Partial suppression of septoria leaf blotch (*Septoria tritici*) in wheat. Apply preventatively or when disease systems first appear after initial jointing. Repeat applications in 7 to 14 day intervals depending upon crop growth and disease pressure.

Rates:

0.25% v/v in 160 to 240 L of water per acre.

Application Information:

- DO NOT apply by air. When environmental conditions and plant stage are conducive to rapid disease development use *Regalia Maxx* in a rotational program with other registered fungicides.
- **Water Volume:**
 - **Ground:** minimum of 160 to 240 L per acre.

How it Works:

Reynoutria sachalinensis is a plant extract to induce the plants' natural defense mechanisms against certain fungal and bacterial disease. Refer to "Fungicide Modes of Action" in the Plant Disease Control section for more information.

Tank Mixes:

None registered.

Restrictions:

- **Resistance management:** Refer to "Pathogen Resistance" in the Plant Disease Control section for more information.
- **Maximum number of applications:** No maximum number of applications specified.
- **Grazing:** No restrictions listed.
- **Preharvest Interval:** May be applied up to the day of harvest.
- **Restricted Entry Interval:** DO NOT re-enter into treated areas until the spray is dried.
- **Re-cropping:** No restrictions listed.
- **Storage:** Store in original tightly closed container.
- **Environmental Hazards:** DO NOT contaminate irrigation or drinking water supplies or aquatic habitats by cleaning of equipment or disposal of wastes.

Hazard Rating:

None listed.

Revus

Fungicide Group
40

Company:

Syngenta Canada (PCP#29074)

Formulation:

250 g/L mandipropamid formulated as a suspension concentrate.

- Container size – 4 x 3.78 L

Crops, Diseases and Timing:

Control of late blight (*Phytophthora infestans*) on potato. Begin applications prior to disease development. Continue applications on 7 to 10 day intervals, following resistance management guidelines.

Rates:

0.17 to 0.24 L per acre. The use of a non-ionic adjuvant (0.25% v/v) is recommended.

Application Information:

- **Water Volume:**
 - **Ground:** Use a minimum water volume of 40 L per acre. In situations where dense canopy or pest pressure is high, use greater water volumes.
 - **Aerial:** Use a minimum water volume of 18 L per acre.
 - **Nozzles:** DO NOT apply using any type of ultra low volume (ULV) spray system.

How it Works:

The active ingredient mandipropamid is a carboxylic acid amide (CAA) fungicide with contact and systemic activity. To be used as a preventative and inhibitive (prevents spore germination) fungicide application. Refer to "Fungicide Modes of Action" in the Plant Disease Control section for more information.

Tank Mixes:

Fungicides: *Bravo ZN*

Restrictions:

- **Resistance management:** Refer to "Pathogen Resistance" in the Plant Disease Control section for more information.
- **Maximum number of applications:**
 - DO NOT exceed 4 applications of this product per season.
 - DO NOT exceed 2 consecutive applications of this product.
- **Grazing:** No restrictions listed.
- **Preharvest interval:** 14 days
- **Restricted Entry Interval:** DO NOT re-enter treated area within 12 hours of application.
- **Re-cropping:** DO NOT plant any crop which is not registered for use with *Revus* for a period of 30 days after the last application.
- **Storage:** Store in a cool dry place away from food, beverages, and tobacco products.
- **Environment:** To reduce runoff into aquatic habitats avoid application to areas with a moderate to steep slope, compacted soil, or clay. Runoff into aquatic habitats may be reduced by including a vegetative strip between the treated area and the edge of the water body.

Hazard Rating:



Caution – Poison



Warning – Skin Irritant
Potential Skin Sensitizer

Refer to the Introduction for an explanation of the symbols.

RevyPro

Fungicide Group
3

Company:

BASF Canada (PCP#34671)

Formulation:

50 g/L Mefentrifluconazole and 100 g/L Prothioconazole formulated as emulsifiable concentrate

- Container size – case (2 x 8.1 L)

Crops, Diseases, Rates and Timing:

Crop*	Disease**	Application Rate (per acre)	Application Timing***
Chickpea	Control of ascochyta blight (<i>Ascochyta spp.</i>), white mould (<i>Sclerotinia sclerotiorum</i>), suppression of grey mould (<i>Botrytis cinerea</i>), suppression of powdery mildew (<i>Erysiphe pisi</i>)	405 mL	Apply RevyPro at the beginning of flowering or at the onset of symptoms.
Dry Bean	Control of anthracnose (<i>Colletotrichum lindemuthianum</i>), suppression of white mould (<i>Sclerotinia sclerotiorum</i>)	405 mL	Apply RevyPro at the beginning of flowering or at the onset of symptoms.
Field pea	Control of mycosphaerella blight (<i>Mycosphaerella pinodes</i>), ascochyta blight (<i>Ascochyta spp.</i>), white mould (<i>Sclerotinia sclerotiorum</i>), suppression of powdery mildew (<i>Erysiphe pisi</i>), suppression of grey mould (<i>Botrytis cinerea</i>)	405 mL	Apply RevyPro at the beginning of flowering or at the onset of symptoms.
Faba bean	Control of ascochyta blight (<i>Ascochyta spp.</i>), white mould (<i>Sclerotinia sclerotiorum</i>), suppression of grey mould/ Chocolate spot (<i>Botrytis cinerea</i>)	405 mL	Apply RevyPro at the beginning of flowering or at the onset of symptoms.
Lentil	Control of ascochyta blight (<i>Ascochyta spp.</i>), anthracnose (<i>Colletotrichum lentis</i>), white mould (<i>Sclerotinia sclerotiorum</i>), suppression of grey mould (<i>Botrytis cinerea</i>)	405 mL	Apply RevyPro at the beginning of flowering or at the onset of symptoms.

*See label for complete list of registered crops.

**RevyPro is effective on Group 11 (strobilurin, Qol) fungicide-resistant isolates of *Colletotrichum lentis*, *C. lindemuthianum* and *Ascochyta rabiei*.

***Apply fungicide containing alternative mode of actions if second application is required.

Application Information:

- Water Volume:
 - **Ground:** minimum water volume 40 L/acre.
 - **Air:** minimum water volume 20 L/acre.

How it Works:

The active ingredients, mefentrifluconazole and prothioconazole, are broad spectrum triazole demethylation inhibitor (DMI) fungicides with systemic activity. Refer to "Fungicide Modes of Action" in the Plant Disease Control section for more information.

Tank Mixes:

None registered or supported.

Restrictions:

- **Maximum number of applications:** Do not make more than two (2) sequential applications of *RevyPro* before alternating to a non-Group 3 fungicide registered for the same use. Where possible, rotate the use of *RevyPro* or other Group 3 fungicides with different groups that control the same pathogens for optimal disease resistance management.
- **Rainfall:** Avoid application when heavy rain is in forecast.
- **Pre-harvest Intervals:** 21 days after application for all labelled crops.
- **Re-entry:** 12 hours.
- **Grazing:** All crops on label can be grazed or fed to livestock following a minimum of 21 days after application.
- **Re-cropping interval:** All crops on label may be planted immediately after the last application. Crops not on this label must not be planted within 1 month after the last application.
- **Storage:** Store in original container. Store this product away from food or feed. Protect from freezing.
- **Environment:** Toxic to aquatic organisms and non-target terrestrial plants. Observe spray buffer zones specified under DIRECTIONS FOR USE on label. Mefentrifluconazole is persistent and may carry over. It is recommended that any products containing mefentrifluconazole not be used in areas treated with this product during the previous season. To reduce runoff from treated areas into aquatic habitats, avoid application to areas with a moderate to steep slope, compacted soil, or clay. Contamination of aquatic areas as a result of runoff may be reduced by including a vegetative strip between the treated and the edge of the water body.

Hazard Rating:



Warning – Eye Irritant, Skin Irritant

Ridomil Gold Products

**Fungicide Group
4**

*Ridomil Gold/Bravo, Ridomil Gold SL/Bravo/
Ridomil Gold 480EC/Ridomil Gold 480SL*

Company:

Syngenta Canada

- (*Ridomil Gold/Bravo* – PCP#26443; *Ridomil Gold SL/Bravo* – PCP#29239; *Ridomil Gold 480EC* – PCP#25384; *Ridomil Gold 480SL* – PCP#28474)

**Fungicide Group
M5**

*Ridomil Gold/Bravo,
Ridomil Gold SL/Bravo*

Formulations:

Ridomil Gold/Bravo – 500 g/L chlorothalonil and 480 g/L metalaxyl-M.

- Container size – 8.83 L jug twin-pak

Ridomil Gold SL/Bravo – 500 g/L chlorothalonil and 480 g/L metalaxyl-M formulated as a soluble concentrate.

- Container size – 8.83 L jug twin-pak

Ridomil Gold 480EC – 480 g/L metalaxyl-M formulated as an emulsifiable concentrate.

- Container size – 4 x 3.78 L jugs

Ridomil Gold 480SL – 480 g/L metalaxyl-M formulated as a solution.

- Container sizes – 10 x 0.5 L or 4 x 3.78 L jugs

Crops, Diseases, Rates and Timing:

Crop	Diseases Controlled	Application Rate	Application Timing
Potato	<i>Ridomil Gold/Bravo, Ridomil Gold SL/Bravo:</i> Early blight (<i>Alternaria solani</i>), late blight (<i>Phytophthora infestans</i>), late blight tuber rot, botrytis vine rot (<i>Botrytis cinerea</i>) Suppression of pythium leak (<i>Pythium</i> spp.) and pink rot (<i>Phytophthora erythroseptica</i>)	<i>Ridomil Gold/Bravo, Ridomil Gold SL/Bravo:</i> One 8.83 L jug treats 10 acres. The entire contents of the jug must be added to the spray tank or an improper mixture will result.	Begin preventive applications early in the season when conditions are favorable for disease (before infection), no later than when the plant foliage meets within the row uniformly across the field. Apply a second and third application at 14 day intervals. Other registered contact fungicides should be applied 7 days after each application.
	<i>Ridomil Gold 480EC, Ridomil Gold 480SL:</i> Suppression of pink rot (<i>Phytophthora erythroseptica</i>) as in-furrow treatment.	<i>Ridomil Gold 480EC, Ridomil Gold 480SL:</i> 4 mL/100 m row, applied in-furrow at planting.	

Application Information:

- **Water Volume:**
 - **Ground:** use sufficient water to ensure thorough coverage of foliage. Use a water volume of 90 to 640 L per acre.
 - **In-furrow treatment:** use a minimum of 12 L per acre. For tank mixes with *Quadris* water volume should be 20 to 56 L per acre.
 - **Aerial:** use a minimum water volume of 20 L per acre.

How it Works:

The active ingredient metalaxyl is an acylalanine fungicide with systemic activity. The active ingredient chlorothalonil is a chloronitrile fungicide with contact activity. To be used as a preventative fungicide application. Refer to "Fungicide Modes of Action" in the Plant Disease Control section for more information.

Tank Mixes:

Ridomil Gold/Bravo, Ridomil Gold SL/Bravo: None registered.

Ridomil Gold 480EC, Ridomil Gold 480SL: May be tank mixed with *Quadris* for in-furrow treatment to control rhizoctonia stem rot, stolon canker, black scurf and suppression of pink rot.

Restrictions:

- **Resistance management:** Refer to "Pathogen Resistance" in the Plant Disease Control section for more information.
- **Maximum number of applications:**
 - **Ground/aerial** (*Ridomil Gold/Bravo, Ridomil Gold/SL Bravo*) – DO NOT exceed 3 applications of this product per season.
 - **In-furrow** (*Ridomil Gold 480EC, Ridomil Gold 480SL*) – DO NOT exceed 1 application of this product per season.
- **Grazing:** No restrictions listed.
- **Preharvest interval:** 14 days for *Ridomil Gold SL/Bravo*
- **Restricted Entry Interval:** *Ridomil Gold 480EC, Ridomil Gold 480SL* – DO NOT re-enter treated areas within 12 hours of application.
- **Re-cropping:** A plant back interval of 30 days for root crops is required after the in-furrow application.
- **Storage:** Protect from excessive heat.
- **Environment:** DO NOT apply where runoff is likely to occur. DO NOT use on coarse textured gravelly soils, soils with less than 2% organic matter or in areas where the water table may be high. Avoid application by ground or air near or around bodies of water. DO NOT contaminate streams or ponds by spray drift, by cleaning equipment, or disposal of wastes. A buffer zone of 100 m for aerial application and 15 m for ground application should be observed to protect water bodies.

Hazard Rating:

Ridomil Gold/Bravo, Ridomil Gold SL/Bravo:



Warning Poison – Eye Irritant

Ridomil Gold 480EC:



Caution Poison. Warning – Eye Irritant

Ridomil Gold 480SL:



Caution Poison. Warning – Eye Irritant, Skin Irritant

Refer to the Introduction for an explanation of the symbols.

Roxar

Fungicide Group

3

Company:

UPL AgroSolutions Canada (PCP#32200)

Formulations:

210 g/L tetraconazole formulated as a micro emulsion.

- Container size – 2 x 8.5 L

Crops, Diseases, Rates and Timing:

Crop	Diseases	Application Rate	Application Timing
Barley	Control of stem rust (<i>Puccinia graminis</i>); stripe rust (<i>Puccinia striiformis</i>); net blotch (<i>Pyrenophora teres</i>); scald (<i>Rhynchosporium secalis</i>)	135 mL	For optimum results, begin applications preventatively and repeat as needed on a 14 to 21 day interval. For leaf and stem diseases, apply prior to disease development from tillering up to late head emergence before flowering.
	Suppression of septoria leaf spot and glume blotch (<i>Septoria tritici</i>)		
	Suppression of Fusarium head blight (<i>Fusarium graminearum</i>)	212 mL	Apply when at least 75% of the heads on the main stem have emerged to when 50% of the heads on the main stem are in flower.
Wheat (durum, winter, spring)	Control of tan spot (<i>Pyrenophora tritici-repentis</i>), stem rust (<i>Puccinia graminis</i>), stripe rust (<i>Puccinia striiformis</i>)	135 mL	For optimum results, begin applications preventatively and repeat as needed on a 14 to 21 day interval. For leaf and stem diseases, apply prior to disease development from tillering up to late head emergence before flowering.
	Suppression of septoria leaf spot and glume blotch (<i>Septoria tritici</i>)		
	Suppression of Fusarium head blight (<i>Fusarium graminearum</i>)	212 mL	Apply when at least 75% of the heads on the main stem have emerged to when 50% of the heads on the main stem are in flower.

Application Information:

- **Water Volume:**
 - **Ground:** minimum water volume of 40 L per acre.
 - **Aerial:** minimum water volume of 20 L per acre.

How it Works:

The active ingredient tetraconazole is a demethylation inhibitor with systemic and contact activity. Refer to "Fungicide Modes of Action" in the Plant Disease Control section for more information.

Tank Mixes:

None registered.

Restrictions:

- **Resistance management:** Refer to "Pathogen Resistance" in the Plant Disease Control section for more information.
- **Maximum number of applications:** DO NOT apply more than 270 mL per acre of *Roxar* in a single season.
- **Grazing:** No restrictions listed.
- **Preharvest interval:**
 - *Wheat and barley harvested for grain* – 40 days
- **Restricted Entry Interval:** DO NOT re-enter treated areas within 12 hours of application.
- **Re-cropping:**
 - *Wheat, barley, dried shelled pea and bean, canola, corn, sugar beet* – can be planted immediately after the last application.
 - *All other crops* – a 30 day plant interval must be observed prior to planting.
- **Storage:** Store this product away from food or feed.
- **Environmental Restrictions:** Toxic to aquatic organisms. Observe buffer zones as specified on the label. To reduce runoff from treated areas into aquatic habitats avoid application to ears with a moderate to steep slope, compacted soil, or clay. Avoid application when heavy rain is in the forecast.

Hazard Rating:

None registered.

Sercadis

Fungicide Group

7

Company:

BASF Canada (PCP#31697)

Formulation:

300 g/L fluxapyroxad formulated as a suspension concentrate.

- Container size – 2 x 1.35 L

Crops, Diseases, Rates and Timing:

Crop	Diseases Controlled	Application Rate (per acre)	Application Timing
Potato	Rhizoctonia canker (<i>Rhizoctonia</i> spp.)	135 mL	Apply in-furrow.
	Early blight (<i>Alternaria solani</i>)	68-135 mL	Apply to foliage prior to disease development.
	Sclerotinia stem rot (<i>Sclerotinia sclerotiorum</i>)	135 mL	Apply at the beginning of flowering. Apply a second time 7 to 14 days later if disease persists or weather conditions are favorable for disease development.

Application Information:

- **Water Volume:**
 - **Ground:** minimum 40 L per acre.
 - **Aerial:** minimum 20 L per acre.

How it Works:

The active ingredient fluxapyroxad is a carboxamide (SDHI) fungicide with system activity. Refer to "Fungicide Modes of Action" in the Plant Disease Control section for more information.

Tank Mixes:

None registered.

In foliar applications always tank mix *Sercadis* with an alternate mode of action effective against the targeted disease. BASF Canada supports the tank mix of *Sercadis* with *Polyram DF*, *Dithane* and *Bravo* in potato. In foliar applications, the use of a non-ionic surfactant at 0.125 v/v is recommended.

Restrictions:

- **Resistance management:** Refer to "Pathogen Resistance" in the Plant Disease Control section for more information.
- **Maximum number of applications:** DO NOT exceed 3 applications of this product per season
- **Grazing:** No restrictions listed.
- **Preharvest Interval:** 7 days
- **Restricted Entry Interval:** Re-entry interval after application is 12 hours.
- **Re-cropping:** Tuberous and corm vegetables, sugar beets, legume vegetables, fruiting vegetables, pome fruits, stone fruits, cereal and oilseeds may be planted immediately following the last application. A plan-back interval of one year is required for all other crops.
- **Storage:** Store this product away from food or feed.
- **Environmental Hazards:** Observe buffer zones specified on label. The use of this chemical may result in contamination of ground water, particularly in areas where soils are permeable (for example sandy soils) and/or the depth of the water table is shallow.
- **Toxicity:** Toxic to aquatic organisms and small mammals

Hazard Rating:

Warning – Contains the Allergen Soy

Serenade OPTI

Fungicide Group

44

Company:

Bayer (PCP#31666)

Formulation:

Serenade OPTI: 1.31×10^{10} CFU/g *Bacillus subtilis* (QST 713 strain) formulated as a wettable powder

- Container size – 2.72 kg

Crops, Diseases, Rates and Timing:

Crop	Diseases Suppressed	Application Rate (per acre)	Application Timing
Dry bean, chickpea, lentil, field pea	White mould (<i>Sclerotinia sclerotiorum</i>), grey mould (<i>Botrytis cinerea</i>)	0.7 to 1.3 kg	Product should be applied prior to or in the early stages of disease development; repeat applications on 7 to 10 day intervals if conditions for disease persist.
Soybean	White mould (<i>Sclerotinia sclerotiorum</i>)	0.2 to 0.8 kg	Use maximum label rates and shortened spray intervals for conditions conducive to rapid disease development.
	Brown spot (<i>Septoria glycines</i>)	0.04 to 0.2 kg	When conditions are conducive to heavy disease pressure, use in a rotational program with other registered fungicides.
	Frogeye leaf spot (<i>Cercospora sojina</i>)	0.04 to 0.2 kg	
Potato	Sclerotinia stem rot (<i>Sclerotinia sclerotiorum</i>)	0.4 to 1.3 kg	Begin application soon after emergence and when conditions are conducive to disease development. Repeat as necessary on a 7 to 10 day interval.
	Early blight (<i>Alternaria solani</i>)	0.4 to 0.9 kg	
	Silver scurf (<i>Helminthosporium solani</i>)	7 to 14 g per tonne	For post-harvest application to aid in the control of silver scurf. See label for details.
Canola, flax, borage, camelina, mustard	Sclerotinia stem rot (<i>Sclerotinia sclerotiorum</i>)	0.1 to 0.4 kg	Begin application at 20 to 30% bloom. A second application may be made 7 to 10 days later, at approximately 50% bloom and prior to significant petal fall, if conditions for disease development remain favourable. Use higher rates in fields with a history of heavy disease pressure.
Caraway, coriander, fenugreek	Botrytis grey mould (<i>Botrytis cinerea</i>), white mould (<i>Sclerotinia sclerotiorum</i>)	0.7 to 1.3 kg	Begin application when environmental conditions are conducive to disease development. Repeat as necessary on a 7 to 10 day interval.

Application Information:

- **Water Volume:**
 - Use water volumes to give good canopy penetration and coverage of plant parts to be protected.
- Ground application only for all crops, except canola (ground or air).

How it Works:

Bacillus subtilis is a bacterium that works as a bio-fungicide to prevent infection of labeled diseases by multi-site biochemical activity. Refer to "Fungicide Modes of Action" in the Plant Disease Control section for more information.

Tank Mixes:

None registered.

Restrictions:

- **Resistance management:** Refer to "Pathogen Resistance" in the Plant Disease Control section for more information.
- **Maximum number of applications:** No restrictions listed.
- **Grazing:** No restrictions listed.
- **Preharvest interval:** Can be applied up to and including the day of harvest.
- **Restricted Entry Interval:** No restrictions listed.
- **Re-cropping:** No restrictions listed.
- **Storage:** Maximum storage period of two years at room temperatures up to 25°C. Store in a dry area inaccessible to children. Store in original container.
- **Environment:** DO NOT contaminate water, food, or feed by storage and disposal.

Hazard Rating:

None listed.

Potential Skin Sensitizer

Serenade SOIL

Fungicide Group
44**Company:**

Bayer (PCP#30647)

Formulation:1 x 10⁹ CFU/g *Bacillus subtilis* (QST 713 strain) formulated as an aqueous suspension.

- Container sizes – 9.46 L, 511 L

Crops, Diseases, Rates and Timing:

Crop	Diseases Suppressed	Application Rate (per acre)	Application Timing
Potato	Rhizoctonia root rot, black scurf and stem canker (<i>Rhizoctonia solani</i>), phytophthora root rot and pink rot (<i>Phytophthora erythroseptica</i>), pythium root rot (<i>Pythium</i> spp.) and fusarium root rot (<i>Fusarium</i> spp.).	1.1 to 5.7 L	Apply in-furrow at planting.
Dry bean, chickpea, lentil, pea, corn	Fusarium root rot (<i>Fusarium</i> spp.), pythium root rot (<i>Pythium</i> spp.), Rhizoctonia root rot (<i>Rhizoctonia solani</i>)	1.1 to 5.7 L	Apply in-furrow at planting.
Dry bean, chickpea, lentil, pea	Botrytis blight (<i>Botrytis cinerea</i>), white mould (<i>Sclerotinia sclerotiorum</i>)	1.6 to 6.1 L	Foliar spray application. Begin application soon after emergence when conditions are conducive for disease development.
Soybean	Brown spot (<i>Septoria glycines</i>), frog eye (<i>Cercospora sojina</i>), White mould (<i>Sclerotinia sclerotiorum</i>)	0.4 to 1.6 L 1.6 to 6.1 L	Foliar spray application.
Canola	Sclerotinia stem rot (<i>Sclerotinia sclerotiorum</i>)	0.4 to 1.6 L	Ground and aerial foliar spray application. Begin application at 20 to 30% bloom.
Alfalfa *minor use registration	Blossom blight (<i>Botrytis cinerea</i>)	1.6 to 6.1 L	Test a small area under local conditions using standard practices to confirm product is suitable for widespread application. Begin application prior to disease development when environmental conditions are conducive to disease development.

Application Information:

- **Water Volume:**
 - Apply in the appropriate water volume to ensure full coverage.

How it Works:

Bacillus subtilis is a bacterium that works as a bio-fungicide to prevent infection of labeled diseases by multi-site biochemical activity. Refer to "Fungicide Modes of Action" in the Plant Disease Control section for more information.

Tank Mixes:

None registered.

Restrictions:

- **Resistance management:** Refer to "Pathogen Resistance" in the Plant Disease Control section for more information.
- **Maximum number of applications:** No restrictions listed.
- **Grazing:** No restrictions listed.
- **Preharvest interval:** Can be applied up to and including the day of harvest.
- **Restricted Entry Interval:** No restrictions listed.
- **Re-cropping:** No restrictions listed.
- **Storage:** Maximum storage period of two years at room temperatures up to 25°C. Store in a dry area inaccessible to children. Store in original container.
- **Environment:** DO NOT contaminate water, food, or feed by storage and disposal.

Hazard Rating:

None listed.

Potential Skin Sensitizer

Serifel

Fungicide Group
BM02

Company:

BASF Canada (PCP # 30054)

Formulation:

Bacillus amyloliquefaciens strain MBI 600 – not less than 5.5×10^{10} viable spores per gram formulated as wettable Powder.

- Container size – 2 kg jugs

Crops, Diseases, Rates and Timing:

Crop	Diseases Suppressed	Application Rate (per acre)	Application Timing
Potatoes	Suppression of Early blight (<i>Alternaria solani</i>)	0.1 to 0.2 kg	For early blight, begin applications shortly after emergence or transplanting but prior to disease development and continue on 7- to 10-day intervals if conditions are favourable for disease development.
	Suppression of Rhizoctonia stem canker/black scurf (<i>Rhizoctonia solani</i>)	0.1 to 0.2 kg	Use in furrow to suppress soilborne Rhizoctonia canker or black scurf.

Application Information:

- **Water Volume:**
 - **Ground and in-furrow:** 20 L/ac minimum
 - **Aerial:** Do NOT apply by air
 - Apply *Serifel* in sufficient water to ensure thorough coverage for optimum disease control. Maintain agitation of the product during the application process. The product mixture should be applied shortly after mixing. DO NOT store mixed suspensions of *Serifel* overnight.

How it Works:

Serifel is an agricultural biological fungicide product formulated as a wettable powder for the suppression or partial suppression of various fungal diseases.

Tank Mixes:

None registered.

Restrictions:

- **Rainfall:** Avoid application when heavy rain is forecast. If heavy rainfall or irrigation occurs shortly after application, reapplication of *Serifel* may be necessary.
- **Grazing:** There are no livestock feeding restrictions for *Serifel* treated plants and produce.
- **Pre-harvest Intervals:** 0 days for all labeled crops.
- **Re-cropping:** There are no crop rotation or plant back restrictions.
- **Re-entry:** 4 hours or until sprays have dried.
- **Storage:** To prevent contamination, store this product away from food or feed. Store in a dry area for up to 3 years from Date of Manufacture .
- **Environment:** To reduce runoff from treated areas into aquatic habitats avoid application to areas with a moderate to steep slope, compacted soil, or clay. Avoid application when heavy rain is forecast. Contamination of aquatic areas as a result of runoff may be reduced by including a vegetative strip between the treated area and the edge of the water body.

Hazard Rating:

None listed.

Potential Skin Sensitizer

Sphaerex

Fungicide Group
3

Company:

BASF (PCP#34263)

Formulation:

112.5 g/L metconazole and 187.5 g/L prothioconazole formulated as an emulsifiable concentrate.

- Container size – 8.65 L, 139 L

Crops, Diseases, Rates and Timing:

Crop	Diseases	Application Rate (per acre)	Application Timing
Barley	Control of net blotch (<i>Pyrenophora teres</i>), scald (<i>Rhynchosporium secalis</i>), leaf rust (<i>Puccinia hordei</i>), stripe rust (<i>Puccinia striiformis</i>), powdery mildew (<i>Erysiphe graminis</i> f.sp. <i>hordei</i>)	162 to 215 mL	Prior to disease development or at onset of disease.
	Suppression of Fusarium head blight (<i>Fusarium graminearum</i>), spot blotch (<i>Cochliobolus sativus</i>) and Ergot (<i>Claviceps purpurea</i>)	215 mL	Apply when 75 to 100% of main stem barley spikes are emerged until 3 days after full spike emergence using sprayer nozzles configured to provide excellent coverage of the cereal head.
Oats	Control of crown rust (<i>Puccinia coronata</i>), septoria leaf blotch (<i>Septoria avenae</i>)	162 to 215 mL	Prior to disease development or at onset of disease.
	Suppression of Fusarium head blight (<i>Fusarium graminearum</i>) and Ergot (<i>Claviceps purpurea</i>)	215 mL	Apply when oats are in anthesis stage (GS 61-69), that is at early panicle stage when anthers are yellow to white stage. Use sprayer nozzles configured to provide excellent coverage of the panicles.
Rye and triticale	Control of leaf rust (<i>Puccinia recondita</i>) stripe rust (<i>Puccinia striiformis</i>) powdery mildew (<i>Erysiphe graminis</i>)	162 to 215 mL	Prior to disease development or at onset of disease.
	Suppression of Fusarium head blight (<i>Fusarium graminearum</i>) and Ergot (<i>Claviceps purpurea</i>)	162 to 215 mL	Apply when rye or triticale are in anthesis stage; that is at early heading stage when anthers are yellow to white stage.

Crop	Diseases	Application Rate (per acre)	Application Timing
Wheat (all types)	Control of tan spot (<i>Pyrenophora tritici-repentis</i>), septoria leaf spot (<i>Septoria tritici</i> or <i>S. nodorum</i>), leaf rust (<i>Puccinia recondita</i>), stripe rust (<i>Puccinia striiformis</i>), stem rust (<i>Puccinia graminis</i>), powdery mildew (<i>Erysiphe graminis</i> f. sp. <i>tritici</i>), septoria glume blotch (<i>Stagonospora nodorum</i>)	162 to 215 mL	Prior to disease development or at onset of disease.
	Suppression of Fusarium head blight (<i>Fusarium graminearum</i>), spot blotch (<i>Cochliobolus sativus</i>) and Ergot (<i>Claviceps purpurea</i>)	215 mL	Apply when crop is at 20% flowering using sprayer nozzles configured to provide excellent coverage of the cereal head

Application Information:

- **Water Volume:**
 - **Ground:** minimum 40 L per acre.
 - **Aerial:** 12 L per acre for aerial applications targeting fusarium head blight in cereals. Use 20 L per acre for applications targeting ergot. Review and follow the product label prior to the application.

How it Works:

The active ingredients, metconazole and prothioconazole, are broad spectrum triazole demethylation inhibitor (DMI) fungicides with systemic activity. Refer to "Fungicide Modes of Action" in the Plant Disease Control section for more information.

Tank Mixes:

None registered.

Restrictions:

- **Resistance management:** Refer to "Pathogen Resistance" in the Plant Disease Control section for more information.
- **Maximum number of applications:** DO NOT exceed 1 application of this product per season.
- **Grazing:** All crops can be grazed or fed to livestock.
- **Preharvest interval:** 30 days.
- **Restricted Entry Interval:** DO NOT re-enter treated areas within 24 hours of application.
- **Re-cropping:** A plant back interval of 35 days is required for all crops not listed on the label.
- **Storage:** DO NOT ship or store near food, feed, seed and fertilizers. Store in original tightly closed container. Protect from freezing.
- **Environment:** TOXIC to aquatic organisms. Observe buffer zones specified under Directions for Use.
 - To reduce runoff from treated areas into aquatic habitats avoid application to areas with a moderate to steep slope, compacted soil, or clay.
 - Avoid application when heavy rain is forecast.
 - Contamination of aquatic areas as a result of runoff may be reduced by including a vegetative strip between the treated area and the edge of the water body.
 - This product demonstrates the properties and characteristics associated with chemicals detected in groundwater. The use of this product in areas where soils are permeable, particularly where the water table is shallow, may result in groundwater contamination.

Hazard Rating:



Warning – Skin Irritant

Refer to the Introduction for an explanation of the symbols.

Tanos

Fungicide Group
11, 27

Company:

Corteva Agriscience (PCP#27435)

Formulation:

25% famoxadone and 25% cymoxanil formulated as a dry flowable.

- Container size – 4 x 3.4 kg

Crops, Diseases and Timing:

Potato – Early blight (*Alternaria solani*) and late blight (*Phytophthora infestans*). Make the first application following one or two applications of a preventative broad spectrum fungicide such as chlorothalonil or mancozeb. A minimum 12 day application interval must pass between the first and second application of *Tanos*. A minimum 24 day application interval must pass between the second and third application of *Tanos*. Fungicides other than *Tanos* may be used as necessary to protect the crop during these intervals.

Rates:

225 to 340 grams per acre.

Application Information:

- **Water Volume:**
 - **Ground:** Use sufficient water to obtain thorough coverage. With a conventional sprayer use no less than 100 to 120 L per acre. With an air-assisted sprayer use no less than 44 L per acre.
 - **Aerial:** minimum 20 L per acre.

How it Works:

The active ingredient cymoxanil is a cyanoacetamide-oxime fungicide with locally systemic activity. The active ingredient famoxadone is a strobilurin fungicide with broad spectrum activity. To be used as a preventative, curative and inhibitive (against sporulation) fungicide application. Refer to "Fungicide Modes of Action" in the Plant Disease Control section for more information.

Tank Mixes:

None registered.

Tank mix solutions containing boron may affect product solubility. When using boron containing solutions, add the correct amount of *Tanos* first and boron containing solution last.

Restrictions:

- **Resistance management:** Refer to "Pathogen Resistance" in the Plant Disease Control section for more information.
- **Maximum number of applications:** DO NOT exceed 3 applications of this product per season.
- **Grazing:** No restrictions listed.
- **Preharvest interval:** 14 days
- **Restricted Entry Interval:** DO NOT re-enter treated areas within 24 hours of application.
- **Re-cropping:** Crops that are on the product label may be planted back at any time. A 30-day plantback interval is required for cereal grains. All other crops may be planted following a 1 year interval.
- **Storage:** Store product closed in original container only. Protect against humid air and water. Avoid contact with food, drink and livestock feed material.
- **Environment:** Toxic to fish and aquatic organisms. Observe prescribed buffer zones. Toxic to birds, mammals and harmful to beneficial arthropods. Minimize off-target drift to reduce the effects on wildlife at the field boundary. DO NOT apply to areas prone to run-off.

Hazard Rating:



Warning Poison – Eye Irritant

Refer to the Introduction for an explanation of the symbols.

Tebuconazole

*Palliser/Folicur 250 EW/Toledo 250 EW/Hornet 432 F/Orius 430 SC/Advantage Tebuconazole 250/Tebbie/
FBN Tebuconazole 250*

Company:

Bayer (*Palliser* – PCP#30491), (*Folicur 250 EW* – PCP#29820)
Albaugh (*Toledo 250 EW* – PCP#33719)
Nufarm Agriculture Inc. (*Hornet 432 F* – PCP#32500)
ADAMA Canada (*Orius 430 SC* – PCP#33673)
Advantage Crop Protection Inc. (*Advantage Tebuconazole 250* – PCP#33887)
Sharda CropChem Canada (*Tebbie* – PCP#33901)
Farmer's Business Networks, Canada, Inc (*FBN Tebuconazole 250 Fungicide* – PCP#33779)
AgraCity Crop & Nutrition Ltd. (*Tornado* – PCP#33995)
Viking Crop Production Partners Inc. (*VIKING Tebuconazole Fungicide* – PCP#34770)

Formulations:

Palliser – 432 g/L tebuconazole formulated as a suspension.

- Container size – 9.46 L

Hornet 432 F – 432 g/L tebuconazole formulated as a suspension.

- Container size – 2 x 9.46 L

Orius 430 SC – 430 g/L tebuconazole formulated as a suspension.

- Container size – 9.44 L

*Folicur 250 EW** – 250 g/L tebuconazole formulated as an emulsion in water.

- Container size – 8.1 L

Advantage Tebuconazole 250 – 250 g/L tebuconazole formulated as an emulsion in water.

- Container size – 96 L drum and 1000 L tote

Tebbie – 250 g/L tebuconazole formulated as an emulsion in water.

- Container sizes – 8.1 L jugs to 129.6 L drums

Toledo 250 EW – 250 g/L tebuconazole formulated as an emulsion in water.

- Container size – 8.1 L

FBN Tebuconazole 250 Fungicide – 250 g/L tebuconazole formulated as an emulsion in water.

- Container sizes – 4.04 L jugs to 405 L drums

Tornado – 250 g/L tebuconazole formulated as an emulsion in water.

- Container sizes – 2 x 8.1 L, 96 L, 1000 L

VIKING Tebuconazole Fungicide – 250 g/L of tebuconazole formulated as an emulsion in water.

- Container size – 2 x 8.1 L, 100 L, 1000 L

***NOTE:** This product is no longer being manufactured and will be removed from the book in 2024.

Crops, Diseases, Rates and Timing:

Crop	Diseases	Application Rate (per acre)				Application Timing
		<i>Palliser*/ Hornet 432 F *</i>	<i>Orius 430 SC*</i>	<i>Folicur 250 EW/ Toledo 250 EW/ VIKING Tebuconazole Fungicide</i>	<i>Advantage Tebuconazole 250/ Tebbie/FBN Tebuconazole 250/ Tornado</i>	
Wheat**	Suppression of fusarium head blight (<i>Fusarium graminearum</i>) Control of septoria glume blotch (<i>Stagonospora nodorum</i>)	120 mL	118 mL	202 mL	200 mL	Timing of application is critical: Apply within the time period from when at least 75% of the wheat heads on the main stem are fully emerged to when 50% of the heads on the main stem are in flower. Spray coverage is essential for optimum efficacy: Spray equipment must be set to provide good coverage to heads (e.g. forward and backward mounted nozzles, or nozzles that have a two-directional spray).
Wheat** <i>continued</i>	Control of tan spot (<i>Pyrenophora tritici-repentis</i>), septoria leaf blotch (<i>Septoria tritici</i>), leaf rust (<i>Puccinia triticina</i>), stem rust (<i>Puccinia graminis</i>), stripe rust (<i>Puccinia striiformis</i>)	90 to 120 mL	89 to 118 mL	152 mL to 202 mL	150 mL to 200 mL	Apply at the first sign or very early stage of disease, up to the end of the flowering stage. Use the higher rate when weather conditions are conducive for disease.
	Control of powdery mildew (<i>Erysiphe graminis</i>)	120 mL	118 mL	202 mL	200 mL	
Barley**	Control of net blotch (<i>Pyrenophora teres</i>), spot blotch (<i>Cochliobolus sativus</i>), scald (<i>Rhynchosporium secalis</i>), leaf rust (<i>Puccinia hordei</i>), stem rust (<i>Puccinia graminis</i>), stripe rust (<i>Puccinia striiformis</i>), septoria leaf blotch (<i>Septoria passerinii</i>), powdery mildew (<i>Erysiphe graminis</i>)	90 to 120 mL	89 mL to 118 mL	152 mL to 202 mL	150 mL to 200 mL	Apply at the first sign or very early stage of disease, (for <i>Advantage Tebuconazole 250 EW</i> only, up to the end of the flowering stage.). Use the higher rate when weather conditions are conducive for disease.

Crop	Diseases	Application Rate (per acre)				Application Timing
		<i>Palliser</i> */ <i>Hornet 432 F</i> *	<i>Orius 430 SC</i> *	<i>Folicur</i> 250 EW/ <i>Toledo</i> 250 EW/ <i>VIKING</i> <i>Tebuconazole</i> <i>Fungicide</i>	<i>Advantage</i> <i>Tebuconazole 250</i> / <i>Tebbie/FBN</i> <i>Tebuconazole 250</i> / <i>Tornado</i>	
Oat	Control of crown rust (<i>Puccinia coronata</i>), stem rust (<i>Puccinia graminis</i>)	90 mL	89 mL	152 mL	150 mL	Apply at the first sign or very early stage of disease, (for <i>Advantage Tebuconazole 250 EW</i> only, up to the end of the flowering stage.). Use the higher rate when weather conditions are conducive for disease.
	Control of Stagonospora (<i>Septoria</i>) leaf blotch; black stem (<i>Stagonospora avenae</i> ; teleomorph – <i>Phaeosphaeria avenaria</i> f. sp. <i>avenaria</i>)	Not registered	Not registered	152 mL to 202 mL	150 mL to 200 mL	
Soybean	Control of frogeye leaf spot (<i>Cercospora soja</i>) Suppression of powdery mildew (<i>Microsphaera diffusa</i>)	Not registered	Not registered	152 mL to 202 mL	150 mL to 200 mL	Apply when first symptoms of disease can be found or risk of infection is imminent. Use the higher rate when disease pressure is severe.

**Palliser*, *Hornet 432 F* and *Orius 430 SC* are recommended to be used with a registered non-ionic surfactant, such as *Agral 90* or *AgSurf*, at 1.25 L per 1000 L of spray solution.

Application Information:

- **Water Volume:**
 - **Ground:** minimum 40 L per acre. Ensure thorough coverage of all wheat heads. Avoid excessive water volumes (maximum 80 L per acre) at flowering time because this can increase the risk of infection.
 - **Aerial:** minimum 19 L per acre (20 L per acre for *Orius 430 SC*).

How it Works:

The active ingredient tebuconazole is a triazole demethylation inhibitor (DMI) fungicide with systemic broad-spectrum activity. Refer to "Fungicide Modes of Action" in the Plant Disease Control section for more information.

Tank Mixes:

VIKING Tebuconazole Fungicide: no registered tank mixes.

Herbicides: In spring wheat and barley, *Palliser* or *Hornet 432 F* may be tank-mixed with *Refine Extra* for leaf diseases and respective weeds controlled (consult labels). In spring wheat only, *Palliser* or *Hornet 432 F* may be tank-mixed with *Buctril M* for leaf diseases and respective weeds controlled (consult labels).

Insecticides: None registered.

Fungicides: None registered.

Bayer also supports the following mixes. Apply mixes according to the most restrictive use limitations for either product:

- **Insecticides:** *Decis*, *Sevin XLR*

Nufarm Agriculture Inc. also supports the following mixes that are not on the *Hornet 432F* label. Apply mixes according to the most restrictive use limitations for either product:

- **Insecticides:** *Decis*, *Matador*

ADAMA Canada also supports the following mixes that are not on the label. Apply mixes according to the most restrictive use limitations for either product:

- *Agral 90*, *Ag-Surf* or other NIS at rate 0.125% v/v

Restrictions:

- **Resistance management:** Refer to "Pathogen Resistance" in the Plant Disease Control section for more information.
- **Maximum number of applications:** DO NOT exceed one application of this product per season.
- **Grazing:** DO NOT allow livestock to graze or feed green forage to livestock prior to 6 days after treatment. Straw cut after harvest may be fed or used for bedding.
- **Preharvest interval:**
 - *Soybean* – 20 days
 - *Barley, oat and wheat* – 36 days; (for *Advantage Tebuconazole 250 EW* and *Tebbie* only – 20 days)
- **Restricted Entry Interval:** DO NOT re-enter treated areas within 12 hours of application.
- **Re-cropping:** Treated areas may be replanted immediately following harvest with any crop listed on the respective label. For crops not listed on these labels, DO NOT replant treated areas for 120 days after last application.
- **Storage:** Store in a cool, dry place and prevent cross contamination with other pesticides, fertilizers, food and feed.
- **Environment:** Any products containing tebuconazole should not be used in areas treated with this product during the previous season (use only in alternate years). This product is toxic to birds, small wild animals, aquatic organisms, and non-target plants.
 - DO NOT apply directly to water, or to areas where surface water is present. Maintain a buffer zone of 30 m near aquatic areas. DO NOT contaminate irrigation or drinking water supplies or aquatic habitats by cleaning of equipment or disposal of wastes.

Hazard Rating:



Danger – Skin Irritant



Caution – Eye Irritant

Refer to the Introduction for an explanation of the symbols.

TiMOR 240 EC

Fungicide Group

3

Company:

Bayer (PCP#33825)

Formulation:

80 g/L of prothioconazole and 160 g/L of tebuconazole formulated as an emulsifiable concentrate.

- Container size – 10.12 L

Crops, Diseases, Rates and Timing:

Crop	Diseases Suppressed	Application Rate (per acre)	Application Timing
Wheat (spring, winter, durum)	Control of leaf rust (<i>Puccinia recondita</i>), stem rust (<i>P. graminis</i>), stripe rust (<i>P. striiformis</i>), leaf and glume blotch (<i>Zymoseptoria</i> syn. <i>Septoria tritici</i> , <i>Parastagonospora</i> syn. <i>Stagonospora nodorum</i>), tan spot (<i>Pyrenophora tritici-repentis</i>), powdery mildew (<i>Erysiphe graminis</i>)	253 mL/acre	Apply to leaf foliage at the first sign or very early stage of disease, especially if weather conditions are conducive to disease development, up to the end of the flowering stage.
Wheat (spring, winter, durum), cont'd	Suppression of fusarium head blight (<i>Gibberella zeae</i> / <i>Fusarium graminearum</i>)	253 mL/acre	Apply within the time period from when at least 75% of the wheat heads on the main stem are fully emerged to when 50% of the heads on the main stem are in flower.
Barley	Net blotch (<i>Pyrenophora teres</i>), spot blotch (<i>Cochliobolus sativus</i>), scald (<i>Rhynchosporium secalis</i>), leaf blotch (<i>Septoria passerinii</i>), leaf rust (<i>Puccinia hordei</i>), stem rust (<i>P. graminis</i>) and stripe rust (<i>P. striiformis</i>), powdery mildew (<i>Erysiphe graminis</i>)		Apply at the very early stages of disease development.
Oats	Crown rust (<i>Puccinia coronata</i>), stem rust (<i>Puccinia graminis</i>), stagonospora (<i>septoria</i>), leaf blotch and black stem (<i>Phaeosphaeria</i> [syn. <i>Leptosphaeria</i>], <i>avenaria</i> , f. sp. <i>avenaria</i> , asexual state <i>Stagonospora avenae</i> syn. <i>Septoria avenae</i>)		

Application Information:

- **Water Volume:**
 - **Ground:** minimum 40 L per acre.
 - **Aerial:** minimum 20 L per acre.

How it Works:

The active ingredient tebuconazole is a triazole demethylation inhibitor (DMI) fungicide with systemic broad-spectrum activity. The active ingredient prothioconazole is a triazole fungicide with broad-spectrum systemic activity. Refer to "Fungicide Modes of Action" in the Plant Disease Control section for more information.

Tank Mixes:

None registered.

Restrictions:

- **Resistance management:** Refer to "Pathogen Resistance" in the Plant Disease Control section for more information.
- **Maximum number of applications:** DO NOT exceed 1 application of this product per season. *Prosaro XTR Fungicide* may be applied sequentially after an application of *TILMOR 240 EC Fungicide*. Please refer to respective product labels for specific use directions, pertinent recommendations, restrictions and precautions.
- **Preharvest interval:**
 - *Wheat, barley and oats* – 36 days
- **Restricted Entry Interval:** DO NOT re-enter treated areas within 12 hours of application.
- **Re-cropping:** Treated areas may be replanted with any crop listed on the label as well as soybean as soon as practical after the last application. For all other crops, do not plant back within 120 days of last application.
- **Storage:** DO NOT store at temperatures below freezing. Keep in original tightly closed container and store away from feeds, seeds, fertilizer, plants and food stuffs. Keep away from sources of heat. Shake well before using if stored for more than 1 year.
- **Environment:** Toxic to birds, small wild animals, aquatic organisms and non-target terrestrial plants. Observe buffer zones specified under Spray Buffer Zones.
- **Rainfast:** 1 hour

Hazard Rating:



Danger – Eye and Skin Irritant
Potential Skin Sensitizer

Refer to the Introduction for an explanation of the symbols.

Tornado Pro

Fungicide Group
3, 11

Company:

AgraCity (Tornado – PCP#33995, Spade – PCP#32927)

Formulation:

Tornado – 250 g/L tebuconazole formulated as an emulsion in water.

- Container sizes – 9.8 L, 118 L

Spade – 250 g/L pyraclostrobin as an emulsifiable concentrate.

- Container sizes – 7.7 L, 92.4 L

Crops, Diseases, Rates and Timing:

Crop	Diseases	Application Rate (per acre)	Application Timing
Wheat (spring, winter, durum)	Stem rust, leaf rust, stripe rust, septoria leaf blotch, tan spot	150 mL <i>Tornado</i> + 120 mL <i>Spade</i>	Apply immediately after flag stage or at the first sign or very early stage of disease, especially if weather conditions are conducive to disease development.
Barley	Net blotch, spot blotch, scald, stem rust, leaf rust, stripe rust, septoria leaf blotch, powdery mildew		

Application Information:

- **Water Volume:**
 - **Ground:** minimum of 40 L per acre.
 - **Aerial:** minimum of 20 L per acre.

How it Works:

The active ingredient tebuconazole is a triazole demethylation inhibitor (DMI) fungicide with systemic broad-spectrum activity. The active ingredient pyraclostrobin is a strobilurin fungicide with broad spectrum contact and systemic activity. Refer to "Fungicide Modes of Action" in the Plant Disease Control section for more information.

Tank Mixes:

None registered.

Restrictions:

- **Resistance management:** Refer to "Pathogen Resistance" in the Plant Disease Control section for more information.
- **Maximum number of applications:** DO NOT exceed 1 application per season.
- **Preharvest interval:** DO NOT apply within 36 days of harvest.
- **Restricted Entry Interval:** DO NOT re-enter treated areas within 12 hours of application.
- **Re-cropping:** Treated areas may be replanted following harvest with any crop listed on the label. DO NOT replant treated areas for 120 days after last application for crops not listed on the label.
- **Storage:** Store in a cool, dry, locked, well ventilated area without floor drain and prevent cross contamination with other pesticides, fertilizers, food and feed.
- **Environment:** Any products containing tebuconazole should not be used in areas treated with this product during the previous season. This product is toxic to birds, small wild animals, aquatic organisms and non-target plants. Avoid overspray or drift to sensitive habitats. Maintain specified buffer zones. DO NOT spray non-target terrestrial or aquatic habitats. DO NOT contaminate irrigation or drinking water supplies or aquatic habitats by cleaning of equipment or disposal of wastes.

Hazard Rating:

Tornado:



Danger Poison – Corrosive to Eyes

Spade:



Danger – Poison – Corrosive to Eyes



Danger – Eye and Skin Irritant

Refer to the Introduction for an explanation of the symbols.

Trivapro

Fungicide Group

3, 7, 11

Trivapro is a co-pack of Trivapro A and Trivapro B. At the rates of application for Trivapro, not all diseases listed in the labels of the individual component (Trivapro A and Trivapro B) will be controlled. Please refer to the table below.

Company:

Syngenta Canada (Trivapro A – PCP#32184, Trivapro B – PCP#32185)

Formulations:

Trivapro A: 75 g/L azoxystrobin and 125 g/L propiconazole formulated as a suspension.

- Container sizes – 2 x 8.1 L (case), 320 L (bulk)

Trivapro B: 100 g/L benzovindiflupyr formulated as an emulsifiable concentrate.

- Container sizes – 2 x 2.43 L (case), 4 x 2 x 12 L (bulk)

Crops, Diseases, Rates and Timing:

Crop	Diseases	Application Rate	Application Timing
Barley, wheat (all types), oat, rye, triticale	Barley net blotch (<i>Pyrenophora teres</i>), tan spot (<i>Pyrenophora tritici-repentis</i>), septoria leaf spot (<i>Septoria</i> spp.), barley scald (<i>Rhynchosporium secalis</i>), barley leaf rust (<i>Puccinia hordei</i>), wheat leaf rust (<i>Puccinia triticina</i>), stripe rust (<i>Puccinia striiformis</i>), crown Rust (<i>Puccinia coronata</i> var. <i>avenae</i>), stem rust (<i>Puccinia graminis</i>), leaf rust (<i>Puccinia recondita</i>)	40 acres per case or 800 acres per bulk pack This delivers 0.4 L/acre of Trivapro A and 0.12 L/acre of Trivapro B	Apply between stem elongation and head half emergence
Corn	Control of rust (<i>Puccinia sorghi</i>), Northern corn leaf blight (<i>Setosphaeria turcicum</i>), grey leaf spot (<i>Cercospora zeae-maydis</i>)	40 acres per case or 800 acres per bulk pack This delivers 0.4 L/acre of Trivapro A and 0.12 L/acre of Trivapro B	Begin application prior to disease onset when conditions are conducive for disease development. Make applications no closer than 7 days apart.
Soybean	Powdery mildew (<i>Microsphaera diffusa</i> , <i>Erysiphe pisi</i> , <i>E. polygoni</i>), anthracnose (<i>Colletotrichum truncatum</i>)	40 acres per case or 800 acres per bulk pack This delivers 0.4 L/acre of Trivapro A and 0.12 L/acre of Trivapro B	Make the first application prior to disease establishment.

Application Information:

- **Water Volume:**
 - **Ground:** minimum 76 L per acre.
 - **Aerial:** minimum 17.5 L per acre.
- DO NOT apply during periods of dead calm.

How it Works:

The active ingredient azoxystrobin is a methoxyacrylate compound (strobilurin) with broad spectrum contact and systemic activity. The active ingredient propiconazole is a triazole fungicide with broad spectrum systemic activity. The active ingredient benzovindiflupyr is a succinate dehydrogenase inhibitor (SDHI) fungicide with broad spectrum activity. Refer to "Fungicide Modes of Action" in the Plant Disease Control section for more information.

Restrictions:

- **Resistance management:** Refer to "Pathogen Resistance" in the Plant Disease Control section for more information.
- **Maximum number of applications:** DO NOT exceed 2 application per season and DO NOT exceed for than one application per season in forage and hay cereal crops.
 - Azoxystrobin is persistent and will carryover. It is recommended that this product not be used in areas treated with azoxystrobin during the previous season.
 - Benzovindiflupyr is persistent and may carryover. It is recommended that any products containing benzovindiflupyr not be used in areas treated with this product during the previous season.
- **Grazing:** DO NOT graze treated fields or feed treated forage to livestock.

- **Preharvest interval:**
 - **Corn** – 14 days for grain and sweet corn, and 30 days for forage
 - **Cereals** – 45 days for grain and straw, 30 days for forage and hay
 - **Soybean** – 30 days, 15 days for edible podded legume vegetables (Crop subgroup 6A), and 14 days for soybean hay
- **Restricted Entry Interval:** DO NOT re-enter treated area within 12 hours after application.
- **Re-cropping:** Azoxystrobin is persistent and can carryover. Oat and rye should not be planted within 40 days of application. All other crops intended for food and feed should not be planted within 105 days of application of *Trivapro*.
- **Storage:** DO NOT freeze.
- **Environment:** This product is toxic to fish and aquatic organisms. Observe buffer zones outlined in the label.

Hazard Rating:



Poison

Warning – Eye and Skin Irritant

Danger – Corrosive to Eyes and Skin

Refer to the Introduction for an explanation of the symbols.

Twinline*

Fungicide Group
3, 11

*NOTE: This product is no longer manufactured but product still remains in the distribution system.
This product may be removed from future editions.

Company:

BASF Canada (PCP#30337)

Formulation:

130 g/L pyraclostrobin and 80 g/L metconazole formulated as a liquid.

- Container sizes – case (2 x 8.1L), 64 L drum, 128 L shuttle, or 400 L tote

Crops, Diseases, Rates and Timing:

Crop	Diseases	Application Rate (per acre)	Application Timing
Wheat, triticale	Control of tan spot (<i>Pyrenophora tritici-repentis</i>), septoria leaf blotch (<i>Septoria tritici</i> or <i>Stagonospora nodorum</i>), leaf rust (<i>Puccinia recondita</i>), spot blotch (<i>Cochliobolus sativus</i>), stripe rust (<i>Puccinia striiformis</i>), powdery mildew (<i>Erysiphe graminis</i> f. sp. <i>tritici</i>)	150 to 200 mL	Prior to disease development or at onset of disease. Optimal application timing is at the flag leaf stage. Use the 202 mL/acre rate to obtain extended protection with maximum yield benefits.
Barley	Control of net blotch (<i>Pyrenophora teres</i>), spot blotch (<i>Cochliobolus sativus</i>), scald (<i>Rhynchosporium secalis</i>), stripe rust (<i>Puccinia striiformis</i>)	150 to 200 mL	Prior to disease development or at onset of disease. Optimal application timing is at the flag leaf stage. Use the 202 mL/acre rate to obtain extended protection with maximum yield benefits.
Oat	Control of crown rust (<i>Puccinia coronata</i>)		
Rye	Control of leaf rust (<i>Puccinia recondita</i>), powdery mildew (<i>Erysiphe graminis</i>)		
Barley, rye, wheat (all types), triticale	Suppression of fusarium head blight (<i>Fusarium graminearum</i>) and control of all leaf diseases controlled by lower application rates.	456 mL	When weather is warm and wet at head emergence and flowering. For wheat and rye apply at 20% flowering, for barley apply between full head emergence to up to 3 days after full emergence of the main stem.

Application Information:

- **Water Volume:**
 - **Ground:** minimum of 40 L per acre.
 - **Aerial:** minimum of 20 L per acre.

How it Works:

The active ingredient metconazole is a broad spectrum triazole demethylation inhibitor (DMI) fungicide with systemic activity. The active ingredient pyraclostrobin is a strobilurin fungicide with broad spectrum contact and systemic activity. Best utilized as a preventative application when environmental conditions are favourable for disease development. Refer to “Fungicide Modes of Action” in the Plant Disease Control section for more information.


Tank Mixes:

None registered.

Restrictions:

- **Resistance management:** Refer to "Pathogen Resistance" in the Plant Disease Control section for more information.
- **Maximum number of applications:** DO NOT exceed 2 applications of this product per season.
- **Grazing:** No restrictions listed.
- **Preharvest interval:** Apply no later than end of flowering.
- **Restricted Entry Interval:** DO NOT re-enter treated areas within 6 days.
- **Re-cropping:** A plant back interval of 35 days is required for all crops not listed on the label.
- **Storage:** Store in original tightly closed container. Protect from freezing.
- **Environment:** Avoid run-off from treated areas into aquatic areas. Toxic to aquatic organisms, non-target terrestrial plants and small wild animals.
 - For ground application, buffer zones must be 1 m for protection of terrestrial habitats and aquatic habitats greater than 1 m deep and buffer zones must be 5 m from aquatic habitats less than 1 m deep.
 - For aerial application, buffer zones must be 10 m for protection of terrestrial habitats and aquatic habitats greater than 1 m deep and buffer zones must be 250 m from aquatic habitats less than 1 m deep.

Hazard Rating:

 Danger – Poison
Eye and Skin Irritant

Refer to the Introduction for an explanation of the symbols.

Veltyma

Fungicide Group
3, 11

Company:

BASF (PCP#34166)

Formulation:

200 g/L mefentrifluconazole and 200 g/L pyraclostrobin formulated as a suspension concentrate.

- Container size – 8.1 L

Crops, Diseases, Rates and Timing:

Crop	Diseases	Application Rate (per acre)	Application Timing
Potato	Control of early blight (<i>Alternaria solani</i>), black dot (<i>Colletotrichum coccodes</i>) Suppression of brown spot (<i>Alternaria alternata</i>)	202 mL	Begin applications prior to row closure or when conditions are favourable for disease development. Apply an additional application at an interval of 7 to 14 days if disease persists or weather conditions are favourable.
Corn	Control of common rust (<i>Puccinia sorghi</i>), eyespot (<i>Kabatiella zeae/Aureoasidium</i>), gray leaf spot (<i>Cercospora zeae-maydis</i>), northern leaf blight (<i>Exserohilum turcicum/Setosphaeria turcica</i>)	202 mL	Begin applications prior to disease development. Apply a second time 10 to 14 days later if disease persists.

Crop	Diseases	Application Rate (per acre)	Application Timing
Soybean	Control of cercospora blight and purple seed stain (<i>Cercospora kikuchii</i>), septoria brown spot (<i>Septoria glycines</i>)	152 to 202 mL	Apply prior to disease development when conditions are favourable. If disease persists, a second application can be applied 10 to 14 days later.
	Control of frog-eye leaf spot (<i>Cercospora sojina</i>), pod and stem blight (<i>Diaporthe phaseolorum</i> var. <i>sojae</i> / <i>Phomopsis longicolla</i>)	202 mL	

Application Information:

- **Water Volume:**
 - **Ground:** minimum of 40 L per acre.
 - **Aerial:** 8 L/acre for aerial applications targeting foliar diseases. Use 20 L/acre for applications targeting Gibberella ear rots on corn. Follow the instructions on the label.

How it Works:

The active ingredient, mefentrifluconazole, is a broad spectrum triazole demethylation inhibitor (DMI) fungicide with systemic activity. The active ingredient pyraclostrobin is a strobilurin fungicide with broad spectrum contact and systemic activity. Refer to "Fungicide Modes of Action" in the Plant Disease Control section for more information.

Tank Mixes:

None registered.

Restrictions:

- **Resistance management:** Refer to "Pathogen Resistance" in the Plant Disease Control section for more information.
- **Maximum number of applications:** DO NOT exceed 1 L per acre of this product per season.
- **Grazing:** No restrictions listed.
- **Preharvest interval:**
 - **Potato** – 7 days
 - **Corn, soybean** – 21 days
- **Restricted Entry Interval:** DO NOT re-enter treated areas for 12 hours.
- **Re-cropping:** A plant back interval of 35 days is required for all crops not listed on the label.
- **Storage:** Store in original container. To prevent contamination, store away from food or feed.
- **Environment:** Oral LD50 (rats) = >500 to 2000 mg/kg. Dermal LD50 (rats) = >5000 mg/kg.
 - Toxic to aquatic organisms, non-target terrestrial plants, and small wild mammals. Observe spray buffer zones specified under Directions for Use.
 - The use of this chemical may result in contamination of groundwater particularly in areas where soils are permeable (e.g. sandy soil) and/or the depth to the water table is shallow. To reduce runoff from treated areas into aquatic habitats avoid application to areas with a moderate to steep slope, compacted soil, or clay.
 - Avoid application when heavy rain is forecast.
 - Contamination of aquatic areas as a result of runoff may be reduced by including a vegetative strip between the treated area and the edge of the water body.

Hazard Rating:



Caution Poison – Skin Irritant

Refer to the Introduction for an explanation of the symbols.

Velum Prime

Fungicide Group

7

Company:

Bayer (PCP#32108)

Formulation:

500 g/L of Fluopyram formulated as a suspension concentrate.

- Container size – 2 x 4.04 L

Crops, Diseases, Rates and Timing:

Crop	Diseases	Application Rate* (per acre)	Application Timing
Potato	Early blight (<i>Alternaria solani</i>) and black dot (<i>Colletotrichum coccodes</i>)	202 mL	When using fungicides for late blight control throughout the season, utilize actives that also have activity on early blight.

Application Information:

- **Water Volume:**
 - **Ground:** minimum of 40 L per acre.

How it Works:

The active ingredient fluopyram is a carboxamide fungicide with systemic activity. Refer to "Fungicide Modes of Action" in the Plant Disease Control section for more information.

Tank Mixes:

None registered.

Restrictions:

- **Resistance management:** Refer to "Pathogen Resistance" in the Plant Disease Control section for more information.
- **Maximum number of applications:** DO NOT apply more than 202 g fluopyram per acre per year, regardless of formulation or method of application (soil or foliar). To limit the potential for development of disease resistance to this fungicide class do not make more than 2 sequential applications of *Velum Prime* or any other Group 7 containing fungicide.
- **Grazing:** DO NOT allow livestock to graze treated area for 7 days after application.
- **Preharvest interval:** 7 days (all crops on label).
- **Restricted Entry Interval:** DO NOT re-enter treated areas within 12 hours of application.
- **Re-cropping:** DO NOT replant to alfalfa for 14 days after application. All other crops may be replanted immediately following the last application of *Velum Prime*.
- **Storage:** Store this product away from food or feed. DO NOT store below freezing. If stored for 1 year or longer, shake well before using.
- **Environment:** Toxic to aquatic organisms and non-target terrestrial plants. Observe buffer zones specified under directions for use. Toxic to birds.

Hazard Rating:

None listed.

Velum Rise

Fungicide Group

7

Company:

Bayer (PCP#34871)

Formulation:

250 g/L Fluopyram and 106 g/L Penflufen formulated as Suspension Concentrate.

- Container size – 8.1 L jug (one jug treats 20 acres)

Crops, Diseases, Rates and Timing:

Crop	Disease / Pest	Rate	Application Timing
Potato	Control of soil-borne black scurf, control of stem and stolon canker caused by <i>Rhizoctonia solani</i>	400 mL/ac or 9mL/100 m of row (based on 90cm row spacing)	Apply at time of seeding; For best results, mount the spray nozzle to direct the spray as a 15-20 cm band onto the seed pieces in the furrow just before the seed is covered.
	Suppression of early blight, black dot, root lesion nematodes		

Application Information:

- **Water Volume:**
 - **Ground:** Apply using minimum water volume of 16 to 60 L/acre.
 - **Do not apply by air.**

How it Works:

The active ingredient fluopyram is a carboxamide fungicide with systemic activity. Refer to "Fungicide Modes of Action" in the Plant Disease Control section for more information. Penflufen is a loco-systemic carboxamide fungicide which inhibits mitochondrial respiration by inhibiting succinate dehydrogenase (SDHI), an enzyme in the electron transport system.

Tank Mixes:

None registered.

Restrictions:

- **Maximum number of applications:** To limit the potential for development of disease resistance to this fungicide class do not make more than 2 sequential applications of any Group 7 containing fungicide before rotating with a fungicide from a different Group registered for the same use. When *Velum Rise* is applied as a soil application use another mode of action for the first foliar fungicide application.
- **Fluopyram:** Do not apply more than 500 g/ha (202 g/ac.) fluopyram per year, regardless of formulation or method of application (soil or foliar).
- **Penflufen:** Do not apply more than 160 g/ha (65 g/ac.) penflufen per year, regardless of formulation or method of application (seed-piece treatment or in-furrow).
- **Re-entry:** 12 hours after application.
- **Pre-harvest Intervals:** 7 days.
- **Grazing:** Do not allow livestock to graze treated area for 7 days after application.
- **Re-cropping interval:** Do not replant to alfalfa for 14 days after application. All other crops may be replanted 30 days following the last application of *Velum Rise*.
- **Storage:** Store this product away from food or feed. Do not store below freezing. If stored for 1 year or longer, shake well before using. Do not use or store in or around the home. Keep the product in the original container during storage.
- **Environment:** Toxic to aquatic organisms and non-target terrestrial plants. Observe buffer zones specified under directions for use. Toxic to birds.

Hazard Rating:

None listed.

Viatude

Fungicide Group
3, 11

Company:

Corteva Agriscience (PCP#34672)

Formulation:

187.5 g/L of picoxystrobin and 62.5 g/L of prothioconazole formulated as suspension concentrate.

- Container size – 2 x 8.91 L case, 95.04 L drum

Crops, Diseases, Rates and Timing:

Crop	Disease	Application Rate (per acre)	Application Timing
Canola	Control of sclerotinia stem rot (white mould) (<i>Sclerotinia sclerotiorum</i>)	295 – 340 mL	Begin applications before or at onset of infection to control sclerotinia. Use the higher rate when disease pressure is high. Make 2 applications per season, 14 days apart when disease pressure is high.
Soybean	Suppression of sclerotinia rot (white mould) (<i>Sclerotinia sclerotiorum</i>)	295 – 340 mL	Begin applications prior to or at onset of disease development. Use higher rate when disease pressure is high. Make 2 applications per season, 14 days apart under high disease pressure

Application Information:

- **Water Volume:**
 - **Ground:** Apply using a minimum water volume of 61 L/ac.
 - **Air:** Apply using a minimum water volume of 20 L/ac.

How it Works:

The active ingredient picoxystrobin is a broad spectrum strobilurin fungicide and is to be used as a preventative application when environmental conditions are favorable for disease development. Picoxystrobin has preventative and locally systemic activity. Prothioconazole is a triazole fungicide with broad spectrum activity. Refer to “Fungicide Modes of Action” in the Plant Disease Control section for more information.

Tank Mixes:

None registered. For both Canola and soybean, Corteva Agriscience supports mixing *Viatude* with *Utrisha N*. Please follow the labels of both products before mixing. The user should contact Corteva Agriscience Canada Company at 1-800-667-3852 for information before applying any tank mix that is not specifically recommended on *Viatude* label.

Restrictions:

- **Maximum number of applications:** Canola and Soybean – maximum 2 applications of *Viatude* per season.
- **Rainfall:** Avoid application when heavy rain is forecast.
- **Pre-harvest Intervals:** Canola – 36 days, Soybean – 20 days.
- **Re-entry:** Do not re-enter treated areas within 24 hours of application.
- **Re-cropping interval:** Treated areas may be replanted immediately after harvest with any crop appearing on the label. All other crops not on the label may be planted 30 days following the last application of *Viatude*.
- **Storage:** Store product in original container away from food or feed. Do not freeze, use an appropriately heated storage.
- **Environment:** Toxic to earthworms. Toxic to certain beneficial insects. Minimize spray drift to reduce harmful effects on beneficial insects in habitats next to the application site such as hedgerows and woodland. Toxic to aquatic organisms. Observe spray buffer zones specified on the label under *Spray Buffer Zones*. To reduce runoff from treated areas into aquatic habitats avoid application to areas with a moderate to steep slope, compacted soil, or clay. Avoid application when heavy rain is forecast. Contamination of aquatic areas as a result of runoff may be reduced by including a vegetative filter strip between the treated area and the edge of the water body. DO NOT use to control aquatic pests. DO NOT contaminate irrigation or drinking water supplies or aquatic habitats by cleaning of equipment or disposal of wastes.

Hazard Rating:

None listed.

Potential Skin Sensitizer.

Zampro

Fungicide Group
40, 45

Company:

BASF Canada (PCP#30321)

Formulation:

225 g/L dimethomorph and 300 g/L ametoctradin formulated as a suspension concentrate.

- Container size – 4 x 4.14 L

Crops, Diseases, Rates and Timing:

Crop	Diseases Controlled	Application Rate (per acre)	Application Timing
Potato	Late blight (<i>Phytophthora infestans</i>)	320 to 400 mL	Begin applications prior to disease development and continue on a 5 to 10 day interval. Use the higher rate and shorter interval when disease pressure is high. The addition of a spreading/penetrating adjuvant is recommended to improve disease control performance.
	Tuber blight (<i>Phytophthora infestans</i>)	400 mL	When used in accordance to label recommendations, <i>Zampro</i> also reduces tuber blight when applied immediately prior to or after vine kill.

Application Information:

- **Water Volume:**
 - **Ground:** minimum 80 L per acre.
 - **Aerial:** minimum 20 L per acre.

How it Works:

The active ingredient dimethomorph is a carboxylic acid amide fungicide with contact, systemic and antispore activity. The active ingredient ametoctradin is a quinone x inhibitor fungicide with contact and antispore activity. Refer to "Fungicide Modes of Action" in the Plant Disease Control section for more information.

Tank Mixes:

None registered.

Restrictions:

- **Resistance management:** Refer to "Pathogen Resistance" in the Plant Disease Control section for more information.
- **Maximum number of applications:** DO NOT exceed 3 applications of this product per season.
- **Grazing:** No restrictions listed.
- **Preharvest Interval:** 4 days
- **Restricted Entry Interval:** DO NOT re-enter treated areas within 12 hours of application.
- **Re-cropping:** A plant back interval of 30 days is required for all crops not listed on the label.
- **Storage:** Store in original tightly closed container. Protect from freezing.
- **Environmental Hazards:** Avoid run-off from treated areas into aquatic areas. DO NOT contaminate irrigation or drinking water supplies or aquatic habitats by cleaning of equipment or disposal of wastes.
- **Toxicity:** Toxic to aquatic organisms.

Hazard Rating:



Warning Poison – Eye Irritant

Refer to the Introduction for an explanation of the symbols.

Zetigo PRM

Fungicide Group
11, 21

Company:

Corteva Agriscience (PCP # 32918)

Formulation:

50 g/L florylpicoxamid and 100 g/L pyraclostrobin formulated as emulsifiable concentrate

- Container size – 2 x 9.72 L case

Crops, Diseases, Rates and Timing:

Crop	Disease	Application Rate (per acre)	Application Timing
Lentil	Control of anthracnose (<i>Colletotrichum truncatum</i>)	324 – 405 mL	Apply at the beginning of flowering, at first sign of disease or when agronomic or weather conditions are conducive to disease development. Within the rate range, use the higher rate under conditions conducive to high disease pressure.
Canola	Suppression of blackleg (<i>Leptosphaeria maculans</i>)	324 – 405 mL	Apply preventatively at the 2 to 6-leaf (rosette) stage. Within the rate range, use the higher rate under conditions conducive to high disease pressure.

Application Information:

- **Water Volume:**
 - **Ground:** Apply using a minimum water volume of 40 L/ac.
 - **Do not apply by air.**

How it Works:

The active ingredient florylpicoxamid is a picolinamide fungicide with broad spectrum contact and locally systemic activity. The active ingredient pyraclostrobin is a strobilurin fungicide with broad spectrum contact and systemic activity. To be used preventatively when environmental conditions are favorable for disease development. Refer to "Fungicide Modes of Action" in the Plant Disease Control section for more information.

Tank Mixes:

None registered.

Restrictions:

- **Maximum number of applications:** Lentil and Canola – maximum 1 application per season.
- **Re-entry:** 12 hours
- **Pre-harvest Intervals:** Lentil – 30 days, Canola – 21 days
- **Grazing:** No restrictions listed.
- **Re-cropping interval:** Crops listed on the *Zetigo PRM* label may be planted immediately following the last application (see label). All other crops can be planted 30 days after the last application.
- **Rainfall:** Avoid application when heavy rain is forecast.
- **Storage:** Store this product away from food or feed. Store in original containers in a secure, dry heated storage. Do not allow contamination of seeds, plants, fertilizers, or other pesticides. Do not contaminate food, feedstuffs, or domestic water supplies. If containers are damaged or spill occurs, use the product immediately or contain the spill with absorbent materials and dispose of waste.
- **Environment:** Toxic to aquatic organisms. Observe spray buffer zones specified under *Spray Buffer Zones*. This product demonstrates the properties and characteristics associated with chemicals detected in groundwater. The use of this product in areas where soils are permeable, particularly where the water table is shallow, may result in groundwater contamination. Toxic to earthworms. Toxic to certain beneficial insects. Minimize spray drift to reduce harmful effects on beneficial insects in habitats next to the application site such as hedgerows and woodland. Toxic to aquatic organisms. Observe spray buffer zones specified on the label under *Spray Buffer Zones*. To reduce runoff from treated areas into aquatic habitats avoid application to areas with a moderate to steep slope, compacted soil, or clay. Avoid application when heavy rain is forecast. Contamination of aquatic areas as a result of runoff may be reduced by including a vegetative filter strip between the treated area and the edge of the water body. DO NOT use to control aquatic pests. DO NOT contaminate irrigation or drinking water supplies or aquatic habitats by cleaning of equipment or disposal of wastes.

Hazard Rating:

None listed.

Potential Skin Sensitizer.

Zolera FX

**Fungicide Group
3, 11****Company:**

UPL AgroSolutions Canada (PCP#33367)

Formulation:

200 g/L fluoxastrobin and 200 g/L tetraconazole formulated as a micro emulsion.

- Container size – 2 x 5.7 L

Crops, Diseases, Rates and Timing:

Crop	Diseases	Application Rate (per acre)	Application Timing
Field pea	Control of powdery mildew (<i>Erysiphe pisi</i>), suppression of sclerotinia white mould (<i>Sclerotinia sclerotiorum</i>)	142 to 223 mL	For optimum results, begin applications preventatively and continue as needed on a 7 to 14 day interval. Use the highest rate and the shortest interval when conditions favour high disease pressure. For management of listed <i>Ascochyta</i> disease use the highest rate.
	Control of Mycosphaerella blight (<i>Mycosphaerella pinodes</i>), suppression of Ascochyta leaf and pod spot (<i>Ascochyta pisi</i>)	223 mL	
Lentil	Suppression of sclerotinia white mould (<i>Sclerotinia sclerotiorum</i>), suppression of anthracnose (include Group 11 resistant biotypes) in lentils	142 to 223 mL	
	Suppression of Ascochyta leaf and pod spot (<i>Ascochyta lentis</i>)	223 mL	
Dry bean, faba bean	Suppression of anthracnose (<i>Colletotrichum lindemuthianum</i>), sclerotinia white mould (<i>Sclerotinia sclerotiorum</i>)	142 to 223 mL	
Chickpea	Suppression of sclerotinia white mould (<i>Sclerotinia sclerotiorum</i>)	142 to 223 mL	Apply preventatively between V4 (4 leaf collar) and dough stage (R4).
Corn	Control of common rust (<i>Puccinia sorghi</i>), grey leaf spot (<i>Cercospora maydis</i>) Suppression of northern corn leaf blight (<i>Setosphaeria turcica</i> , anamorph: <i>Exserohilum turcicum</i>)	202 mL	

Application Information:

- **Water Volume:**
 - **Ground:** minimum 40 L per acre.
 - **Aerial (corn only):** minimum 20 L per acre.

How it Works:

The active ingredient fluoxastrobin is a systemic fungicide that works by interfering with respiration in plant pathogenic fungi, and is a potent inhibitor of spore germination and mycelial growth. The active ingredient, tetraconazole, is a broad spectrum triazole demethylation inhibitor (DMI) fungicide with systemic activity. Refer to "Fungicide Modes of Action" in the Plant Disease Control section for more information.

Tank Mixes:

None registered.

Restrictions:

- **Resistance management:** Refer to "Pathogen Resistance" in the Plant Disease Control section for more information.
- **Maximum number of applications:** DO NOT exceed 2 applications per season for pulses or 1 application per season for corn.
- **Grazing:** No restrictions listed.
- **Preharvest Interval:**
 - **Pulses** – 14 days
 - **Grain corn** – 30 days

- **Restricted Entry Interval:** DO NOT re-enter treated areas within 12 hours of application.
- **Re-cropping:** All crops on the *Zolera FX* label (cereals, pulses, canola, corn) may be planted immediately following harvest. Alfalfa and forage grasses may be planted following a 30 day plant back interval. Sunflowers may be planted following a 180 day plant back interval. For all other crops, DO NOT plant back within one year of the last field application.
- **Storage:** Store this product away from food or feed.
- **Environmental Hazards:** Toxic to aquatic organisms. Observe buffer zones as specified on the label. To reduce runoff from treated areas into aquatic habitats, avoid application to ears with a moderate to steep slope, compacted soil, or clay.

Hazard Rating:

Potential Skin Sensitizer

Refer to the Introduction for an explanation of the symbols.



Table 2. Seed Treatment Products for Buckwheat, Grasses, Millet, Rye, Sorghum, and Triticale

PRODUCTS	Page	CANARYSEED		BUCKWHEAT		GRASSES		MILLET		RYE												SORGHUM			TRITICALE								INSECTS																																																																																																																																																																																																																																																																																																																																																																																																																																																																																																																																																																																																																																																																																																																																																																																																																																																																																																																																																																																																																																																																																																																																																																																																																																																																																																
		DISEASES		DISEASES	INSECTS	DISEASES		DISEASES		DISEASES	INSECTS	DISEASES	INSECTS	DISEASES	INSECTS	DISEASES	INSECTS	DISEASES	INSECTS	DISEASES	INSECTS	DISEASES	INSECTS	DISEASES	INSECTS	DISEASES	INSECTS	DISEASES	INSECTS																																																																																																																																																																																																																																																																																																																																																																																																																																																																																																																																																																																																																																																																																																																																																																																																																																																																																																																																																																																																																																																																																																																																																																																																																																																																																																				
		Fusarium spp., Pythium spp., Rhizoctonia spp.	Cochliobolus sativus (seed rot, damping-off)	Fusarium spp., Pythium spp., Rhizoctonia spp.	Common root rot (Cochliobolus sativus)	Wireworm																																																																																																																																																																																																																																																																																																																																																																																																																																																																																																																																																																																																																																																																																																																																																																																																																																																																																																																																																																																																																																																																																																																																																																																																																																																																																																																											

1. Suppression only.
2. Pythium only.
3. Fusarium and Rhizoctonia only.
4. Product does not specify causal pathogen.
5. And Alternaria spp.
6. Penicillium only.
7. For export only.
8. Product does not specify Rhizoctonia.
9. Refer to the label for details.
10. Refer to label for expectations for control vs. suppression.

Table 3. Seed Treatment Products for Oilseed Crops

PRODUCTS	Page	CANOLA							MUSTARD¹							FLAX		SUNFLOWERS		SAFFLOWER			
		DISEASES						INSECTS	DISEASES						INSECTS	DISEASES	DISEASES	INSECTS	DISEASES				
		Alternaria spp.	Blackleg (seed-borne) (<i>Leptosphaeria maculans</i>)	Blackleg (air-borne) (<i>Leptosphaeria maculans</i>)	<i>Fusarium</i> spp.	<i>Pythium</i> spp.	<i>Rhizoctonia</i> spp.	Cutworm	Flea beetles	Alternaria spp.	Blackleg (seed-borne) (<i>Leptosphaeria maculans</i>)	<i>Fusarium</i> spp.	<i>Pythium</i> spp.	<i>Rhizoctonia</i> spp.	Seed decay, seedling blight, damping off	Cutworm	Flea beetles	<i>Fusarium</i> spp.	<i>Pythium</i> spp.	<i>Rhizoctonia solani</i>	Downy mildew (<i>Plasmopora halstedii</i>)	<i>Pythium</i> spp.	Wireworms
<i>Allegiance FL</i>	691				•															•	•		
<i>Belmont 2.7 FS</i>	691				•															•	•		
<i>BUTEO start 480 FS</i>	657							•													•		
<i>Cruiser 5FS</i>	659							•								•						•	
<i>Fortenza</i>	665							•	•							•	•						
<i>Fortenza Advanced</i>	670							•	•							•	•						
<i>Helix Vibrance</i>	673	•	•		•	•	•		•	•	•	•	•				•						
<i>Insure Pulse</i>	679									•	•	•	•	•				•		•			
<i>INTEGO Solo Fungicide</i>	680				•							•						•			•		•³
<i>Lumiderm</i>	665							•	•							•	•						
<i>Lumisena</i>	684																			•			
<i>NipsIt INSIDE 600 Insecticide</i>	658								•								•						
<i>Poncho 600 FS</i>	658							•															
<i>Prosper EverGol</i>	695	•	•		•	•	•	•	•	•	•	•	•				•						
<i>Rancona V RS</i>	698		•		•		•			•	•		•										
<i>Salto</i>	703		•	•																			
<i>Sombrero 600 FS</i>	674							•									•						
<i>Telex Fungicide</i>	691				•															•	•		
<i>VitaFlo Brands</i>	721																•		•				

1. Refer to product pages and labels for specific information on mustard type.

2. Product does not specify causal pathogen.

3. *Pythium* spp. only.

4. Suppression when used with resistant varieties.



Table 4. Seed Treatment Products for Dry Bean, Field Pea, and Lentil

PRODUCTS	DRY BEAN				FIELD PEA								LENTIL																	
	DISEASES				INSECTS				DISEASES				INSECTS																	
	General seed rot/root rot/damping-off/seedling blight	Anthracnose (seed-borne) (<i>Colletotrichum</i> spp.)	Aphanomyces root rot (early-season (<i>Aphanomyces eutiches</i>)	Ascochyta blight (<i>Ascochyta</i> spp.)	Botrytis spp. (seed-borne)	<i>Fusarium</i> spp. (seed- and/or soil-borne)	<i>Pythium</i> spp. (soil-borne)	<i>Rhizoctonia</i> spp. (soil-borne)	White mould (<i>Sclerotinia sclerotiorum</i>)	Armyworm	Cutworm	Pea leaf weevil	Seedcorn maggot	Wireworm	General seed rot/root rot/damping-off/seedling blight	Anthracnose (seed-borne) (<i>Colletotrichum</i> spp.)	Aphanomyces root rot (early-season (<i>Aphanomyces eutiches</i>)	Ascochyta blight (<i>Ascochyta pinodes</i>)	Botrytis spp. (seed-borne)	Downy mildew (<i>Peronospora viciae</i>)	<i>Fusarium</i> spp. (seed- and/or soil-borne)	<i>Pythium</i> spp. (soil-borne)	<i>Rhizoctonia</i> spp. (soil-borne)	<i>Sclerotinia sclerotiorum</i> (seed-borne)	Armyworm	Cutworm	Pea leaf weevil	Wireworm		
Allegiance FL	691																													
Apron Advance	654																													
Apron Maxx (Co-pack)	655																													
Belmont 2.7 FS	691																													
Cruiser 5FS	659																													
EverGol Energy	669																													
Heads Up Plant Protectant	672																													
Insure Pulse	679		• ²																											
INTEGO Solo Fungicide	680			• ²																										
Lumivia CPL	687																													
Obex	710																													
Rancona Trio	696																													
Stress Shield 600	674																													
Telex Fungicide	691																													
Trilex EverGol	711																													
Trilex EverGol SHIELD	712																													
Vibrance Maxx RFC	714																													
Vibrance Maxx RFC with INTEGO Solo Seed Treatment	716																													
Vibrance Maxx RTA	714																													
Vibrance Total	717																													
VIKING Grimstad	710																													
Vitalfo Brands	721																													
Zeltera Pulse	724		• ²	• ²	• ²	• ²	• ²	• ²	• ²	• ²	• ²	• ²	• ²	• ²	• ²	• ²	• ²	• ²	• ²	• ²	• ²	• ²	• ²	• ²	• ²	• ²	• ²	• ²	• ²	• ²
Zeltera Pulse Co-pack	723		• ⁴	• ²																										

1. Product does not specify causal pathogen.

2. Suppression.

3. Low tannin lentils destined for export or seed production only.

4. Refer to label for expectations for control vs. suppression.



Table 5. Seed Treatment Products for Chickpea and Faba Bean

PRODUCTS	CHICKPEA				FABA BEAN							
	DISEASES				DISEASES				INSECTS			
	General seed rot/root rot/damping-off/seedling blight	Anthracnose (seed-borne) (<i>Colletotrichum</i> spp.)	Ascochyta blight (<i>Ascochyta rabiei</i>)	Botrytis spp. (seed-borne)	Fusarium spp. (seed- and/or soil-borne)	Pythium spp. (soil-borne)	Rhizoctonia spp. (soil-borne)	Sclerotinia sclerotiorum (seed-borne)	Armyworm	Cutworm	Pea leaf weevil	Wireworm
Page												
Allegiance FL						•						
Apron Advance					•	•	•					
Apron Maxx (Co-pack)			•	•	•	•	•					
Belmont 2.7 FS			•									
Cruiser 5FS				•	•	•					•	
EverGol Energy				•	•	•	•					•
Insure Pulse		• ²	• ²	•	•	•						
INTEGO Solo Fungicide						•						
Lumivia CPL									•	•	•	
Obex	•		• ¹		•							
Rancona Trio	•		•	•	•							
Stress Shield 600												•
Telex Fungicide						•						
Trilex EverGol			• ²	•	•	•						
Trilex EverGol SHIELD			• ²	•	•	•						•
Vibrance Maxx RFC			•	•	•	•	•					
Vibrance Maxx RFC with INTEGO Solo			•	•	•	•	•					
Vibrance Maxx RTA			•	•	•	•	•					
Vibrance Total	•		•	•	•	•	•					
VIKING Grinstad	•	• ¹			•							
Zeltera Pulse		• ²	• ²	• ²	•	•	•	• ²				
Zeltera Pulse Co-pack	• ³			• ³	• ³	•	• ³					
723												

1. Product does not specify causal pathogen.

2. Suppression.

3. Refer to label for expectations for control vs. suppression.

Table 6. Seed Treatment Products for Legumes

PRODUCTS	Page	ALFALFA		BIRDS-FOOT TREFOIL		CLOVER	LUPIN		SAINFOIN	VETCH
		DISEASES	DISEASES	DISEASES	DISEASES	DISEASES	DISEASES	INSECTS	DISEASES	DISEASES
		Pythium spp. (soil-borne)	Pythium spp. (soil-borne)	Pythium spp. (soil-borne)	Pythium spp. (soil-borne)		General seed rot/root rot/damping-off/seedling blight	Wireworm	Pythium spp. (soil-borne)	Pythium spp. (soil-borne)
Allegiance FL	691	•	•	•	•				•	•
Belmont 2.7 FS	691	•	•	•	•				•	•
Cruiser 5FS	659							•		
Telex Fungicide	691	•	•	•	•				•	•
Vibrance Total	717						•			



Table 7. Seed Treatment Products for Soybean

PRODUCTS	Page	DISEASES								INSECTS						
		General Seed/Root/Seedling Rots/Blights	Ascochyta blight (<i>Ascochyta</i> spp.)	<i>Botrytis</i> spp. (seed- and/or soil-borne)	<i>Fusarium</i> spp. (seed- and/or soil-borne)	<i>Phomopsis</i> spp. (seed- or soil-borne)	<i>Phytophthora</i> spp. (soil-borne)	<i>Pythium</i> spp. (soil-borne)	<i>Rhizoctonia solani</i> (soil-borne)	Sudden Death Syndrome (SDS) (<i>Fusarium virguliforme</i>)	White mould (<i>Sclerotinia sclerotiorum</i>)	Seedcorn maggot	Wireworm	Bean leaf beetle	Soybean aphid	Cutworm
Allegiance FL	691															
Apron Maxx + Vibrance 500 FS (co-pack)	635				•											
Belmont 2.7 FS	691															
Cruiser 5FS	659															
EverGol Energy	669			•	•								•			
Fortenza	665												•	•	•	•
Heads Up Plant Protectant	672															
Insure Pulse	679		•	• ²	•											
INTEGO Solo Fungicide	680								• ²	•						
Lumiderm	665													•	•	•
Lumisena	684															
Obex	710				•											
Rancona Trio	696				•											
Sombrero 600 FS	674															
Stress Shield 600	674													•	•	•
Telex Fungicide	691													•	•	•
Vayantis IV	713		•		•											
Vibrance Maxx RFC	714															
Vibrance Maxx RFC with INTEGO Seed Treatment	716				•											
Vibrance Maxx RTA	714				•											
VIKING Grinstad	710				•											
Vitalflo Brands	657				•											
Zeitera Pulse	723		•		•											
Zeitera Pulse Co-pack	723		• ³		• ³	• ²	• ²	•	• ²	•	• ³					

1. Product does not specify causal pathogen.

2. Suppression only.

3. Refer to label for expectations for control vs. suppression.

Table 8. Seed Treatment Products for Corn

PRODUCTS	Page	DISEASES							INSECTS			
		General Seed/Root/Seedling Rots/Blights	<i>Aspergillus</i> spp., <i>Penicillium</i> spp.	Downy mildew (<i>Scleroththora macrospora</i>)	<i>Fusarium</i> spp. (seed- and/or soil-borne)	Head smut (seed-borne) (<i>Sporisorium holci-sorghii</i>)	<i>Pythium</i> spp. (soil-borne)	<i>Rhizoctonia</i> spp.	Corn rootworm	Cutworm	Seedcorn maggot	Wireworm
<i>Allegiance FL</i>	691			• ⁴			•					
<i>Belmont 2.7 FS</i>	661			• ⁴								
<i>Cruiser 5FS</i>	659								•		•	•
<i>Cruiser Maxx Corn</i>	661		•		•			•			•	•
<i>Fortenza</i>	665									•		•
<i>INTEGO Solo Fungicide</i>	680											
<i>Interest Forte</i>	681	• ⁵	•		•							
<i>Lumivia</i>	685									•	• ⁶	•
<i>Maxim Quattro</i>	689		•		•			•				
<i>Nipsit INSIDE 600 Insecticide</i>	658								•		•	•
<i>Poncho 600 FS</i>	658								•		•	•
<i>Sombrero 600 FS</i>	674											•
<i>Telex Fungicide</i>	691											
<i>Vitalflo Brands</i>	721	• ³			•		•					

1. Product does not specify causal pathogen.

2. Some products include black cutworm and white grubs.

3. *Penicillium* only.

4. For crops intended for export.

5. Refer to label for details.

6. Suppression only.



Table 9. Seed Treatment Products for Potato

PRODUCTS	DISEASES							INSECTS					
	Page	Blackleg	<i>Fusarium</i> spp. ¹	Late blight (seed-borne) (<i>Phytophthora infestans</i>)	Pink rot (<i>Phytophthora erythroseptica</i>)	<i>Rhizoctonia solani</i> ²	Silver Scurf (<i>Helminthosporium solani</i>)	Verticillium Wilt	Aphids	Colorado Potato Beetle	Potato Flea Beetle	Potato Leafhopper	Wireworm
Actara	777								•	•		•	
AZteroid FC	656						•						•
Cimiega	783												
Cruiser Maxx Potato Extreme	662		•			•	•		•	•		•	
Ernesto Silver	668		•			•	•						
Fortenza	665									•			
Heads Up Plant Protectant	672						•						
Nipsitl INSIDE 600 Insecticide	658								•	•	•	•	•
Reason 500SC	701			•									
Revus	702			•									
Titan	658								•	•	•	•	•
Vibrance Ultra Potato	720		•	•	•	•							

Refer to product pages and labels for specific information on pathogens and insects listed as well as expectations for control vs. suppression.

Before using any pesticide on potatoes, consult the list of Agricultural Pesticide Approved for Use from Simplot Canada and McCain Foods (Canada)

1. May include seed piece decay and/or dry rot.
2. May include black scurf and/or stem and stolon canker.

Table 10. Seed Treatment Products for Potato Post-harvest Diseases

PRODUCTS	Page	DISEASES						
		Silver Scurf (<i>Helminthosporium solani</i>)	•	•	•	•	•	•
		<i>Fusarium</i> spp. ²	•	•	•	•	•	•
		<i>Rhizoctonia</i> spp.	•	•	•	•	•	•
		Other Storage Rots (Phoma, Oospora)	•	•	•	•	•	•
		Bacterial Soft Rot	•	•	•	•	•	•
		Bacterial Ring Rot	•	•	•	•	•	•
		<i>Phytophthora</i> spp. ³	•	•	•	•	•	•
Confine Extra	694	•	•	•	•	•	•	
General Storage Disinfectant ¹	671	•	•	•	•	•	•	
Mertect SC	690	•	•	•	•	•	•	
Rampart	694	•	•	•	•	•	•	
Serenade Opt [®]	624	•	•	•	•	•	•	
Stadium	705	•	•	•	•	•	•	
StorOx	708	•	•	•	•	•	•	
Tibet 50 SC	690	•	•	•	•	•	•	

Refer to product pages and labels for specific information on pathogens

and insects listed as well as expectations for control vs suppression.

Before using any pesticide on potatoes, consult the list of Agricultural Pesticide

Approved for Use from Simplot Canada and McCain Foods (Canada)

1. Not for use on potatoes. Use for disinfecting potato storages and equipment.
2. May include storage rot, tuber rot, and/or dry rot (refer to product page/label).
3. May include *Phytophthora infestans* (late blight) and/or *Phytophthora erythroseptica* (pink rot).
4. *Serenade OPT* users please refer to page 544 for more information on this product as it has been removed from the Seed Treatment section of the guide.

Seed Treatment Product Pages

Apron Advance

Fungicide Group
1, 4, 12

Company:

Syngenta (PCP#30627)

Formulation: Apron Advance is formulated as a suspension.

Active ingredient	
Fludioxonil	25 g/L
Metalaxyl-M and S-isomer	20 g/L
Thiabendazole	150 g/L-

Crops, Diseases and Rates:

Crop	Diseases Controlled	Rate (per 100 kg of seed)
Chickpea	Seed-borne ascochyta blight (<i>Ascochyta rabiei</i>); seed rot/pre-emergence damping-off and post-emergence damping-off (<i>Fusarium</i> spp., <i>Pythium</i> spp., <i>Rhizoctonia</i> spp.); seedling blight (<i>Fusarium</i> spp., <i>Pythium</i> spp.); seed rot and seedling blight (seed-borne <i>Botrytis</i> spp.)	100 mL
Dry bean	Seed rot/pre-emergence damping-off, and post-emergence damping-off (<i>Fusarium</i> spp., <i>Pythium</i> spp., <i>Rhizoctonia</i> spp.); seedling blight (<i>Pythium</i> spp.); anthracnose (<i>Colletotrichum</i> spp.)	100 mL
Faba bean	Seed rot/preemergence damping-off and post-emergence damping-off (<i>Fusarium</i> spp., <i>Pythium</i> spp., <i>Rhizoctonia</i> spp.); seedling blight (<i>Pythium</i> spp.); anthracnose (<i>Colletotrichum</i> spp.)	100 mL
Field pea	Seed-borne ascochyta blight and foot rot (<i>Ascochyta pinodes</i>); seed rot/pre-emergence damping-off, post-emergence damping-off, and seedling blight (<i>Fusarium</i> spp., <i>Pythium</i> spp., <i>Rhizoctonia</i> spp.)	100 mL
Lentil	Seed-borne ascochyta blight (<i>Ascochyta lentis</i>); seed rot/pre-emergence damping-off, postemergence damping-off, and seedling blight (<i>Fusarium</i> spp., <i>Pythium</i> spp., <i>Rhizoctonia</i> spp.); seedling root rot (<i>Fusarium</i> spp.); seed rot and seedling blight (seed-borne <i>Botrytis</i> spp.)	100 mL

Application Information:

Apron Advance is a seed treatment formulation for use in commercial seed treatment plants, and for on-farm treatment using auger treating only; DO NOT use in hopper box or seed drill.

How it Works:

Fludioxonil is a phenylpyrrole fungicide with contact activity. Metalaxyl-M is an acylalanine fungicide with systemic activity against diseases caused by the Oomycetes, including *Pythium* damping-off. Thiabendazole is a benzimidazole fungicide with both contact and systemic activity.

For more information refer to "Fungicide Modes of Action" in the Plant Disease Control section.

Tank Mixes:

None listed.

Restrictions:

- **Labelling:** All seed treated with Apron Advance must be labelled "This seed has been treated with thiabendazole, fludioxonil and metalaxyl-M and S-isomer fungicides.
- **Re-cropping:** DO NOT plant any crop other than soybean, dry bean, chickpea, lentil or dry pea within 30 days to fields in which treated seed was planted.
- **Storage:** Store away from feeds and feedstuffs. Store between 0 and 30°C. Any spilled or exposed seeds must be incorporated into the soil or otherwise cleaned up.
- **Environmental Restrictions:** This product is toxic to fish and other aquatic organisms. DO NOT apply directly to aquatic habitats; do not contaminate water by cleaning of equipment or disposal of wastes. Any spilled or exposed seeds must be incorporated into the soil or otherwise cleaned up.

- **Compatibility with Rhizobia-based inoculants:** This product is compatible with Rhizobia-based inoculants. Check with inoculant manufacturer for details and refer to product labels prior to use. Mixing with inoculants may increase drying time while treating. Recalibrate the seed drill before planting treated seed.

Hazard Rating:

None listed.

Apron Maxx (Co-pack)

Fungicide Group
4, 7, 12

Apron Maxx is only available as a co-pack of Vibrance 500FS (sedaxane fungicide) and Vibrance Maxx RTA (fludioxonil, metalaxyl-M and S-isomer).

Company:

Syngenta Canada Inc. (Apron Maxx RTA – PCP#27577), (Vibrance 500FS – PCP#30438)

Formulation:

Active ingredient		
	Apron Maxx RTA	Vibrance 500FS
Fludioxonil	0.73%	
Metalaxyl-M and S-isomer	1.10%	
Sedaxane	-	500 g/L
Rates:	325 mL/100 kg of seed	10 mL/100 kg of seed

Crops, Diseases and Rates:

Crop	Diseases Controlled	Rate (per 100 kg of seed)
Chickpea	Seed-borne ascochyta blight (<i>Ascochyta rabiei</i>); seed rot/pre-emergence damping-off and post-emergence damping-off (<i>Fusarium</i> spp., <i>Pythium</i> spp., <i>Rhizoctonia</i> spp.); seedling blight (<i>Fusarium</i> spp., <i>Pythium</i> spp.); seed rot and seedling blight (seed-borne <i>Botrytis</i> spp.)	325 mL + 10 mL
Dry bean	Seed rot/pre-emergence damping-off, and post-emergence damping-off (<i>Fusarium</i> spp., <i>Pythium</i> spp., <i>Rhizoctonia</i> spp.); seedling blight (<i>Pythium</i> spp.); anthracnose (<i>Colletotrichum</i> spp.)	325 mL + 10 mL
Faba bean	Seed rot/pre-emergence damping-off, post-emergence damping-off, seedling blight (<i>Fusarium</i> spp., <i>Pythium</i> spp., <i>Rhizoctonia</i> spp.)	325 mL + 10 mL
Field pea	Seed-borne ascochyta blight and foot rot (<i>Ascochyta pinodes</i>); seed rot/pre-emergence damping-off, post-emergence damping-off, and seedling blight (<i>Fusarium</i> spp., <i>Pythium</i> spp., <i>Rhizoctonia</i> spp.)	325 mL + 10 mL
Lentil	Seed-borne ascochyta blight (<i>Ascochyta lentis</i>); seed rot/pre-emergence damping-off, post-emergence damping-off, and seedling blight (<i>Fusarium</i> spp., <i>Pythium</i> spp., <i>Rhizoctonia</i> spp.); seedling root rot (<i>Fusarium</i> spp.); seed rot and seedling blight (seed-borne <i>Botrytis</i> spp.)	325 mL + 10 mL
Soybean	Seed rot/pre-emergence damping-off, and post-emergence damping-off (<i>Fusarium</i> spp., <i>Pythium</i> spp., <i>Rhizoctonia</i> spp.); seedling blight (<i>Fusarium</i> spp., <i>Pythium</i> spp.); seedling root rot (<i>Fusarium</i> spp.); seed rot and seedling blight (<i>Phomopsis</i> spp.); early season root rot (<i>Phytophthora megasperma</i> var. <i>sojae</i>)	325 mL + 10 mL

Application Information:

Apron Maxx is a ready-to-apply seed treatment formulation for use in commercial seed treatment plants and for on-farm treatment using standard gravity flow or mist type seed treatment equipment. Also used in treat-on-the-go air seeders.

This product contains a pigment which will colour the treated seed. However, users are responsible for ensuring that the treated seed, when dried and ready for bagging, storage or seeding has an unnatural colour. If the pigment contained in the formulation does not colour the seed adequately, additional colourant must be added to the mixture while treating the seed. Ensure uniform coverage of the seed, as uneven seed coverage may not give the desired level of disease control. Treatment of highly damaged seed or seed known to be of low vigour and poor quality may result in reduced germination and/or reduction of seed and seedling vigour. Allow the seed to dry before bagging, storing or seeding.

How it Works:

Fludioxonil is a phenylpyrrole fungicide with contact activity. Metalaxyl-M is an acylalanine fungicide with systemic activity against diseases caused by the Oomycetes, including Pythium damping-off. Sedaxane is a succinate dehydrogenase inhibitor fungicide with preventative and systemic activity that inhibits fungal metabolism by binding to the succinate dehydrogenase enzyme to disrupt cellular respiration and energy generation. Refer to "Fungicide Modes of Action" in the Plant Disease Control section for more information.

Tank Mixes:

None.

Restrictions:

- **Resistance management:** Refer to "Pathogen Resistance" in the Plant Disease Control section for more information. Experience has shown that strains of fungus resistant to metalaxyl-M may develop. Failure to control the disease will likely result in crop damage and/or yield losses. If disease appears in a treated field, consult the government extension specialist immediately.
- **Labelling:** All seed treated with *Apron Maxx* must be labelled "This seed has been treated with fludioxonil metalaxyl-M and sedaxane fungicides. DO NOT use for food, feed or oil purposes". DO NOT use for food, feed or oil purposes".
- **Grazing:** No restrictions listed.
- **Re-cropping:** DO NOT plant any crop other than soybean, dry bean, chickpea, lentil or dry pea within 30 days to fields in which treated seed was planted.
- **Storage:** Store away from feeds and feedstuffs. Store between 0 and 30°C. Any spilled or exposed seeds must be incorporated into the soil or otherwise cleaned up.
- **Environment:** This product is toxic to fish and other aquatic organisms. DO NOT apply directly to aquatic habitats; do not contaminate water by cleaning of equipment or disposal of wastes. Any spilled or exposed seeds must be incorporated into the soil or otherwise cleaned up.
- **Compatibility with Rhizobia-based inoculants:** These products are compatible with *Rhizobia*-based inoculants. Check with inoculant manufacturer for details and refer to product labels prior to use. Mixing with inoculants may increase drying time while treating. Recalibrate the seed drill before planting treated seed.

Hazard Rating:

None listed.

AZteroid FC

Fungicide Group
11

Company:

Vive Crop Protection, distributed by UAP (PCP#34742)

Formulation: AZteroid FC is formulated as a suspension concentrate.

Active ingredient	
Azoxystrobin	390 g/L
Container size:	4 x 3.78L case

Crops, Diseases and Rates:

Crop	Diseases Controlled	Diseases Suppressed	Rate
Potato	Silver Scurf (<i>Helminthosporium</i>)	Rhizoctonia stem rot, stolon canker, black scurf (<i>Rhizoctonia solani</i>)	2.56 – 3.85 mL per 100 m of row

Application Information:

Minimum water volume (ground): 20 to 56 L/acre water

How it Works:

The active ingredient azoxystrobin is a methoxyacrylate compound (strobilurin) with broad spectrum contact and systemic activity to be used as a preventative and curative fungicide application. Refer to "Fungicide Modes of Action" in the Plant Disease Control section for more information.

Tank Mixes:

Liquid Fertilizer.

Restrictions:

- **Labelling:** All labelled crops are registered for commercial application facilities and mobile treaters. For all labelled seeds, commercial seed treatment (facilities and mobile treaters with closed transfer, including closed mixing, loading, calibrating, and closed treatment equipment only) is permitted. All labelled crops for on-farm treatment (open transfer, including open mixing, loading, calibrating, and open treatment equipment) is permitted.
- **Maximum number of applications:** DO NOT exceed one application of this product per season.
- **Re-entry interval:** 12 hours
- **Storage:** DO NOT store below zero degrees Celsius.

Hazard Rating:

None listed.

BUTEO start 480 FS Seed Treatment

Insecticide Group
4D

Company:

Bayer (PCP#31451)

Formulation:

480 g/L flupyradifurone formulated as a suspension.

Crops, Insects and Rates:

Crop	Insects Controlled	Rate (per 100 kg of seed)
Canola*	Flea beetles	625 to 1042 mL

*DO NOT apply any subsequent application of a Group 4D Insecticide (for example, in-furrow, soil or foliar application) following planting of *BUTEO start 480 FS* treated seeds.

Application Information:

Prior to and during application, *BUTEO start 480 FS* must be thoroughly agitated to ensure uniform mixing of the product. Keep above 10°C prior to and during application. DO NOT apply direct heat to container.

How it Works:

Flupyradifurone is a butenolide insecticide with systemic activity. For more information refer to "Insecticide Groups Based" on Modes of Action in the Insect Control section.

Tank Mixes:

None listed.

Restrictions:

Regardless of type of application (seed treatment or foliar), DO NOT apply more than 400 g of active ingredient flupyradifurone per hectare per season.

Hazard Rating:

Caution – Poison

Refer to the Introduction for an explanation of the symbols.

Clothianidin

Insecticide Group
4A

NipsIt INSIDE 600 Insecticide/Poncho 600 FS/Titan Poncho 600 FS is available to commercial seed treaters only. NipsIt INSIDE 600 Insecticide is available for on-farm seed treatment for wheat and potato only. Titan is available for on-farm seed treatment.

Company:

Valent Canada Inc. distributed by Nufarm Agriculture (*NipsIt INSIDE 600 Insecticide* – PCP#28975)
BASF Canada (*Poncho 600 FS* – PCP#27453, *Titan* – PCP#27449)

Formulation:

600 g per L clothianidin formulated as a suspension.

- *NipsIt INSIDE 600 Insecticide* container size - 3.78 L
- *Poncho 600 FS* container sizes - 56.8 L, 100 L, 113 L, 200 L, 1000 L
- *Titan* container sizes - 1 L, 3.8 L, 10 L, 200 L, 1000 L

Crops, Insects and Rates:

Product	Crop	Insects Controlled	Rate (per 100 kg of seed)
<i>NipsIt INSIDE 600 Insecticide</i> <i>Poncho 600 FS</i>	Canola, rapeseed	Flea beetles	250, 333 or 666 mL ¹
	Corn	Wireworm, seedcorn maggot, black cutworm ³	33.3 to 66.6 mL/ 80,000 units of seed
		Corn rootworm	166.7 mL/ 80,000 units of seed
<i>NipsIt INSIDE 600 Insecticide</i> <i>Titan</i>	Potato	Wireworm	20.8 mL
		Aphid (potato, green peach, foxglove and buckthorn aphids), Colorado potato beetle, potato leafhopper, potato flea beetle (overwintered adults and suppression of second generation)	10.4 to 20.8 mL
<i>NipsIt INSIDE 600 Insecticide</i>	Wheat	Wireworm	17 to 100 mL ²

¹ Increasing rates for low, moderate and severe flea beetle pressure.

² Rate of 17 mL per 100 kg of seed provides wireworm suppression only. Use higher rates of 33 to 100 mL per 100 kg of seed on wheat seed to be planted into fields known to have a history of severe wireworm infestations.

³ *NipsIt INSIDE 600 insecticide* and *Poncho 600FS* only.

Application Information:

Poncho 600 FS is for use in commercial seed treatment facilities with closed transfer systems only. *Poncho 600 FS* DOES NOT contain a colourant. An appropriate colour must be added when this product is applied. Seed treatment must be thoroughly agitated to ensure uniform mixing of product prior to and during application. Treatment of highly mechanically scarred or damaged seed or seed known to be of low vigour and poor quality may result in reduced germination and/or reduction of seed and seedling vigour.

Titan is a seed piece treatment. Apply specified rate as a diluted spray onto seed pieces using a well contained, shielded spray system to prevent the loss of any liquid. Apply only in areas with adequate ventilation or in areas equipped to remove spray mist or dust. Agitate or stir spray solution as needed. For optimal insect control good coverage of seed pieces is required. DO NOT dilute with any more than 6 parts water to 1 part *Titan*. Plant seed pieces as soon as possible after cutting and treating.

In canola, rapeseed, Ethiopian mustard (*Brassica carinata*) and corn *NipsIt INSIDE 600 Insecticide* is for use with commercial seed treaters (facilities and mobile treaters) with closed transfer including closed mixing, loading, calibrating and closed treatment equipment only. No open transfer of *NipsIt INSIDE 600 Insecticide*.

In wheat, *NipsIt INSIDE 600 Insecticide* is for use in commercial seed treatment facilities (with closed transfer including closed mixing, loading, calibrating, and closed treatment equipment only) and for use on-farm (open transfer including open mixing, loading, calibrating, and open treatment equipment is allowed).

NipsIt INSIDE 600 Insecticide contains no colourant. An appropriate colourant must be added when this product is applied.

How it Works:

Clothianidin is a chloronicotinyl insecticide with systemic activity. For more information refer to "Insecticide Groups Based" on Modes of Action in the Insect Control section.

Tank Mixes:

Off-label tank mixes, as previously permitted under the Pest Management Regulatory Agency (PMRA) Off-label Tank Mix Policy memo of 2009 are no longer allowed under new guidance from PMRA. As of December 20, 2022 only products specifically indicated on product labels may be mixed, or when the labels of two or more products to be mixed include the statement quoted in the Introduction.

Restrictions:

NOTE: When using a seed flow lubricant for planting corn and soybean seed treated with neonicotinoid insecticides (containing the active ingredients clothianidin, imidacloprid or thiamethoxam), use only a dust-reducing fluency agent. Talc and graphite are not permitted.

- **Resistance management:** Refer to "Pathogen Resistance" in the Plant Disease Control section for more information. DO NOT make any subsequent application of a group 4 insecticide (in-furrow or foliar application) following treatment with any of these products.
- **Labelling:** Treated seed must be labelled as follows: "This seed has been treated with clothianidin. DO NOT use for food, feed or oil processing. Store away from feeds and other foodstuffs."
- **Grazing:** None listed.
- **Re-cropping:**
 - For **Poncho 600 FS**, corn and canola may be replanted at any time.
 - For **Titan**, corn, and canola and potatoes may be replanted at any time.
 - For all products, a one year plant back interval is required for leafy, root and tuber vegetables.
 - A 30 day plant back is required for cereals, grasses, nongrass animal feeds, soybeans and dry beans.
 - For **NipsIt INSIDE 600 Insecticide** registered crops may be replanted at any time. A 30 day plant-back interval is required on cereals (except wheat), grasses, non-grass animal feeds, soybeans and dry beans.
- **Storage:** Protect products from freezing. DO NOT contaminate water, food or feed by storage, disposal or by cleaning of equipment. Store in a cool place. DO NOT store in direct sunlight. Store away from food or feed. DO NOT store treated seed above 25°C or in direct sunlight. Treated seed stored for periods in excess of 9 months should be tested for germination before planting.
- **Environment:** These products are toxic to aquatic invertebrates. DO NOT apply directly to water or to areas where surface water is present. DO NOT contaminate water when disposing of equipment wash waters. These products are toxic to birds and mammals. Any spilled or exposed seeds should be incorporated into the soil or otherwise cleaned up from the soil surface.

Hazard Rating:



Warning – Poison

Refer to the Introduction for an explanation of the symbols.

Cruiser 5FS

Insecticide Group
4A

Contains insecticide only. On-farm use for cereals and pulses up to a maximum application rate of 30 g per 100 kg seed. Higher application rates for commercial seed treaters only.

Company:

Syngenta Canada Inc. (PCP#27045)

Formulation:

47.6% thiamethoxam formulated as a suspension.

- Container sizes - 23.4 L, 56.78 L

Crops, Insects and Rates:

Crop	Insects Controlled	Rate ¹ (per 100 kg of seed)
Wheat, barley	Wireworm (suppression) ²	17 mL
	Wireworm (control) ²	33 to 50 mL
Canola, rapeseed, mustard	Flea beetles	320 to 640 mL
Corn	Seedcorn maggot	83 to 166 mL
	Wireworm	83 mL
	Corn rootworm (including Western and Northern)	830 mL

Crop	Insects Controlled	Rate ¹ (per 100 kg of seed)
Soybean	Seedcorn maggot	50 mL
	Wireworm	50 mL
	Soybean aphid (early season protection)	50 mL
Sunflowers	Wireworm	0.25 mg per seed ¹
Dry bean	Seedcorn maggot	50 mL
	Wireworm	83 mL
Chickpea, lentil, lupins	Wireworm (suppression) ²	17 mL
	Wireworm (control) ²	33 to 50 mL
Faba bean	Wireworm (suppression) ²	17 mL
	Wireworm (control) ²	33 to 50 mL
	Pea leaf weevil	50 mL
Field pea	Wireworm (suppression) ²	17 mL
	Wireworm (control) ²	33 to 50 mL
	Pea leaf weevil	50 to 83 mL ³
Rye, millet, sorghum, triticale, buckwheat	Wireworm (suppression) ²	17 mL
	Wireworm (control) ²	33 to 50 mL

¹ Application to sunflowers may ONLY be done in commercial facilities using closed transfer.

² Use lower rate for early season suppression of wireworm. For control and/or moderate to high pressure, treat crops at higher rate.

³ The higher rate must be applied by commercial treaters using closed transfer

Application Information:

For small-grain cereals (except oats) and pulse crops, *Cruiser 5FS* may be applied on-farm or by commercial seed treaters. For all other crops, application must be performed in commercial seed treatment facilities. A red colourant MUST be added when *Cruiser 5FS* is applied to grain. Allow the seed to dry before bagging or storing in bulk containers.

How it Works:

Thiamethoxam is a seed treatment insecticide in the neonicotinoid class of chemistry that controls listed chewing and sucking insects through contact and systemic activity. Refer to "Insecticide Groups Based on Modes of Action" in the Insect Control section for more information.

Tank Mixes:

For control of seed and soil-borne diseases, *Cruiser 5FS* can be mixed with fungicide seed treatments in a closed transfer system. Refer to label for details. Follow the label directions for each product and use the most restrictive precautions and limitations.

Restrictions:

NOTE: When using a seed flow lubricant for planting corn and soybean seed treated with neonicotinoid insecticides (containing the active ingredients clothianidin, imidacloprid or thiamethoxam), use only a dust-reducing fluency agent.

Talc and graphite are not permitted.

- **Resistance management:** Refer to "Pathogen Resistance" in the Plant Disease Control section for more information.
- **Labelling:** All seed must be labelled "Seed treated with thiamethoxam insecticide. DO NOT use for food, feed or oil processing." Consult label for additional labelling requirements.
- **Grazing:** DO NOT graze or feed livestock on treated areas for 45 days after planting.
- **Re-cropping:** No restrictions listed.
- **Storage:** Store away from food and feed. Ideal storage temperature is above freezing and below 30°C. If product should freeze, bring to room temperature, then ensure the contents are mixed well prior to application.
- **Environment:** Products are toxic to aquatic invertebrates and fish. DO NOT apply directly to water or areas where surface water is present. DO NOT contaminate food, feed, domestic or irrigation water supplies, lakes, streams and ponds. If treated seed is accessible to birds or spilled outdoors, promptly clean up or bury to prevent ingestion.

Hazard Rating:



Caution – Poison

Refer to the Introduction for an explanation of the symbols.

Cruiser Maxx Corn

Insecticide Group
4A

Fungicide Group
1, 4, 11, 12

Available to commercial seed treaters only.

Cruiser Maxx Corn is a co-pack containing Maxim Quattro (thiabendazole, azoxystrobin, metalaxyl-M and S-isomer and fludioxonil fungicides) and Cruiser 5FS (thiamethoxam insecticide).

For more detailed information on component products, consult product pages listed above.

Company:

Syngenta Canada Inc. (Maxim Quattro – PCP#29871, Cruiser 5FS – PCP#27045)

Formulations:

Maxim Quattro: 26.5% thiabendazole, 3.32% fludioxonil, 2.65% metalaxyl-M and S-isomer, and 1.33% azoxystrobin formulated as a liquid suspension treatment.

- Container sizes - 5 L to bulk

Cruiser 5FS: 47.6% thiamethoxam formulated as a suspension.

- Container sizes - 23.4 L, 56.78 L

Crops, Diseases, Insects and Rates:

Crop	Diseases Controlled	Insects Controlled	Rate (per 100 kg of seed)	
			<i>Maxim Quattro</i>	<i>Cruiser 5FS</i>
Corn	Seed- and soil-borne <i>Pythium</i> , <i>Rhizoctonia</i> , <i>Fusarium</i> (including <i>F. graminearum</i> and <i>F. verticillioides</i>); seed rot/pre-emergence damping-off, post-emergence damping-off, seedling blight (weakly pathogenic <i>Aspergillus</i> and <i>Penicillium</i>)	Seedcorn maggot, wireworm	67 mL	83 mL

Hazard Rating:



Maxim Quattro: Caution – Potential Skin Sensitizer



Cruiser 5FS: Caution – Poison

Refer to the Introduction for an explanation of the symbols.

Cruiser Maxx Potato Extreme

Insecticide Group
4A
Fungicide Group
3, 12

Company:

Syngenta Canada Inc. (PCP#31024)

Formulation:

250 g/L of thiamethoxam, 62.5 g/L of fludioxonil, and 123 g/L of difenoconazole formulated as a suspension.

- Container sizes - 2 x 9.6 L

Crops, Diseases, Insects and Rates:

Crop	Diseases Controlled	Diseases Suppressed	Insects Controlled	Rate (per 100 kg of seed)
Potato	Stem and stolon canker (<i>Rhizoctonia solani</i>), fusarium dry rot (<i>Fusarium</i> spp.), silver scurf (<i>Helminthosporium solani</i>)	Black scurf (<i>Rhizoctonia solani</i>)	Colorado potato beetle, aphids, and potato leafhopper	20 mL

Application Information:

Apply as a water-based slurry utilizing standard slurry seed treatment equipment. Thoroughly mix the specified amount of product into the required amount of water or tank mix partner for slurry treater and dilution rate to be used. Apply only in areas with adequate ventilation or in areas that are equipped to remove mist or dust.

How it Works:

Thiamethoxam is a systemic chloronicotinyl insecticide, fludioxonil is a phenylpyrrole fungicide with contact activity, and difenoconazole is a triazole fungicide with broad-spectrum systemic activity. Refer to "Fungicide Modes of Action" in the Plant Disease Control section for more information.

Tank Mixes:

None listed.

Restrictions:

- **Resistance management:** Refer to "Pathogen Resistance" in the Plant Disease Control section for more information.
- **Labelling:** No restrictions listed.
- **Grazing:** No restrictions listed.
- **Re-cropping:** Treated areas may be replanted immediately following harvest or as soon as practical following the last application with any crop listed on this label or to sorghum, wheat, barley, canola and pome fruit. Any cover crop planted for erosion control or soil improvement may be planted as soon as practical following the last application. However, the cover crop may not be grazed or harvested for food or feed. For all other crops, a 120 day plant-back interval must be observed.
- **Storage:** If soil conditions are ideal, plant potatoes immediately after application; however, if soil is predicted to be cold and wet for 3 days following application, either a) wait to cut, treat, plant until conditions are favorable or b) cut, treat and store. If cutting, treating and storing, potatoes can be treated with an inert dust to improve suberization. Store properly until conditions improve by making sure that there is adequate cool air (7 to 10°C) movement through the pile of cut seed potatoes and a relative humidity of 85 to 90 percent. Temperatures above 10°C promote soft rot in seed. Cut and treated seed should not be piled above 1.8 metres in height. Avoid storing treated potatoes for over 2 weeks. When transporting cut and treated seed make sure the seed is covered.
- **Environment:** DO NOT apply any subsequent application of thiamethoxam in-furrow or foliar application or other Group 4 insecticide following seed piece treatment with *Cruiser Maxx Potato Extreme*. DO NOT plant more than 128,700 kg of treated potato seed pieces per day. As this product is not registered for the control of pests in aquatic systems, DO NOT use to control aquatic pests. DO NOT contaminate irrigation or drinking water supplies or aquatic habitats by cleaning of equipment or disposal of wastes.

Hazard Rating:

None listed.

Cruiser Vibrance Quattro

Insecticide Group
4A
Fungicide Group
3, 4, 7, 12

Company:

Syngenta Canada Inc. (PCP#31453)

Formulation:

61.5 g/L thiamethoxam, 36.9 g/L difenoconazole, 15.4 g/L sedaxane, 9.2 g/L metalaxyl-M (and S-isomer), and 7.7 g/L fludioxonil formulated as a suspension.

- Container sizes - 1 to 1050 L

Crops, Diseases, Insects and Rates:

Crop	Diseases Controlled	Diseases Suppressed	Insects Controlled	Rate (per 100 kg of seed)
Barley	General seed rots (<i>Fusarium</i> spp., <i>Pythium</i> spp., <i>Rhizoctonia</i> spp., <i>Penicillium</i> spp., <i>Aspergillus</i> spp.); seedling blight, root rot, damping-off (<i>Fusarium</i> spp., <i>Rhizoctonia</i> spp., <i>Pythium</i> spp.); covered smut (<i>Ustilago hordei</i>); false loose smut (<i>U. nigra</i>); true loose smut (<i>U. nuda</i>)	Common root rot (<i>Cochliobolus sativus</i>); fusarium crown and foot rot (<i>Fusarium</i> spp.); take-all (<i>Gaeumannomyces graminis</i>)	Wireworm	325 mL
Oats	General seed rots (<i>Fusarium</i> spp., <i>Pythium</i> spp., <i>Rhizoctonia</i> spp., <i>Penicillium</i> spp., <i>Aspergillus</i> spp.); seedling blight, root rot, damping-off (<i>Fusarium</i> spp., <i>Rhizoctonia</i> spp., <i>Pythium</i> spp.); covered smut (<i>Ustilago hordei</i>); loose smut (<i>U. avenae</i>)	Common root rot (<i>Cochliobolus sativus</i>)	Wireworm	325 mL
Rye	General seed rots (<i>Fusarium</i> spp., <i>Pythium</i> spp., <i>Rhizoctonia</i> spp., <i>Penicillium</i> spp., <i>Aspergillus</i> spp.); seedling blight, root rot, damping-off (<i>Fusarium</i> spp., <i>Rhizoctonia</i> spp., <i>Pythium</i> spp.); common bunt (<i>Tilletia tritici</i>); dwarf bunt (<i>T. controversa</i>)	Common root rot (<i>Cochliobolus sativus</i>); fusarium crown and foot rot (<i>Fusarium</i> spp.); take-all (<i>Gaeumannomyces graminis</i>)	Wireworm	325 mL
Triticale	General seed rots (<i>Fusarium</i> spp., <i>Pythium</i> spp., <i>Rhizoctonia</i> spp., <i>Penicillium</i> spp., <i>Aspergillus</i> spp.); seedling blight, root rot, damping-off (<i>Fusarium</i> spp., <i>Rhizoctonia</i> spp., <i>Pythium</i> spp.); loose smut (<i>Ustilago tritici</i>)	Common root rot (<i>Cochliobolus sativus</i>); fusarium crown and foot rot (<i>Fusarium</i> spp.); take-all (<i>Gaeumannomyces graminis</i>)	Wireworm	325 mL
Spring wheat	General seed rots (<i>Fusarium</i> spp., <i>Pythium</i> spp., <i>Rhizoctonia</i> spp., <i>Penicillium</i> spp., <i>Aspergillus</i> spp.); seedling blight, root rot, damping-off (<i>Fusarium</i> spp., <i>Rhizoctonia</i> spp., <i>Pythium</i> spp.); common bunt (<i>Tilletia tritici</i>); loose smut (<i>Ustilago tritici</i>)	Common root rot (<i>Cochliobolus sativus</i>); fusarium crown and foot rot (<i>Fusarium</i> spp.); take-all (<i>Gaeumannomyces graminis</i>)	Wireworm	325 mL
Winter wheat	General seed rots (<i>Fusarium</i> spp., <i>Pythium</i> spp., <i>Rhizoctonia</i> spp., <i>Penicillium</i> spp., <i>Aspergillus</i> spp.); seedling blight, root rot, damping-off (<i>Fusarium</i> spp., <i>Rhizoctonia</i> spp., <i>Pythium</i> spp.); common bunt (<i>Tilletia tritici</i>); dwarf bunt (<i>T. controversa</i>); loose smut (<i>Ustilago tritici</i>)	Common root rot (<i>Cochliobolus sativus</i>); fusarium crown and foot rot (<i>Fusarium</i> spp.); take-all (<i>Gaeumannomyces graminis</i>)	Wireworm	325 mL

Application Information:

Cruiser Vibrance Quattro is for use on-farm. This product can also be applied by commercial seed treaters using closed system transfer. Treat seed in a well-ventilated area. When treating seeds, all workers must wear coveralls over a long sleeved shirt, long pants, chemical-resistant gloves, work boots, sock and a NIOSH-approved dust mask.

How it Works:

Thiamethoxam is a seed treatment insecticide in the neonicotinoid class of chemistry that controls listed chewing and sucking insects through contact and systemic activity. For more information refer to "Insecticide Groups Based" on Modes of Action in the Insect Control section. The active ingredient difenoconazole is a triazole fungicide with broad-spectrum, systemic activity. Metalaxyl-M is an acylalanine fungicide with systemic activity against diseases caused by the Oomycetes, including pythium damping-off. Sedaxane is a succinate dehydrogenase inhibitor fungicide with systemic activity that inhibits fungal metabolism by binding to the succinate dehydrogenase enzyme to disrupt cellular respiration and energy generation. Fludioxonil is phenylpyrrole fungicide with contact activity. Refer to "Fungicide Modes of Action" in the Plant Disease Control section for more information.

Tank Mixes:

None listed.

Restrictions:

- **Resistance management:** Pathogen "Resistance" in the Plant Disease Control section for more information.
- **Labelling:** Treated seed must be labelled (listing only the applicable active ingredients) as follows: "This seed has been treated with the insecticide, thiamethoxam and the fungicides, difenoconazole, metalaxyl-M (and S-isomer), sedaxane and fludioxonil. Wear coveralls over a long-sleeved shirt, long pants, chemical-resistant gloves, work boots, socks and NIOSH-approved dust mask when handling treated seed, and during planting (including loading, sowing, maintenance, and clean-up). When using closed-cab planting equipment, chemical-resistant gloves and NIOSH-approved dust mask are not required inside cab. DO NOT graze or feed livestock on seeded area for 45 days after planting. DO NOT use for food, feed or oil processing. Store away from food and feed. Any spilled or exposed seeds must be incorporated into the soil or otherwise cleaned-up from the soil surface." Store away from food and feed."
- **Grazing:** DO NOT graze or feed livestock on treated areas for 45 days after planting.
- **Re-cropping:** DO NOT plant any crop other than cereals, corn, soybeans, members of Crop Subgroup 6C (dried, shelled peas and beans), members of Crop Subgroup 20A (canola and rapeseed subgroup) or potatoes within 60 days to fields in which treated seed were planted.
- **Storage:** Store away from food and feed. Ideal storage temperature is above freezing and below 30°C. If product should freeze, bring to room temperature, and then ensure the contents are mixed well prior to application.
- **Environment:** Toxic to aquatic organisms. DO NOT contaminate irrigation or drinking water supplies or aquatic habitats by cleaning of equipment or disposal of wastes. Any spilled or exposed seeds must be incorporated into the soil or otherwise cleaned-up from the soil surface. Toxic to bees. Bees can be exposed to product residues in flower, leaves, pollen and/or nectar resulting from seed treatment applications.

Hazard Rating:



Warning – Contains the Allergen Soy

Refer to the Introduction for an explanation of the symbols.

Cyantraniliprole

Fortenza/Lumiderm

Insecticide Group
28

Company:

Corteva Agriscience (*Lumiderm* – PCP#30894)

Syngenta Canada Inc. (*Fortenza* – PCP#30899)

Formulations:

Fortenza: 600 g/L cyantraniliprole formulated as a suspension.

- Container sizes - 1 to 1050 L

Lumiderm: 625 g/L cyantraniliprole formulated as a suspension.

- Container sizes - 100 L, 1000 L, bulk

Crops, Insects and Rates:

Product	Crop	Insects	Rate (per 100 kg of seed)
<i>Fortenza</i>	Potato	Colorado potato beetle ¹	10 to 22.5 mL
	Corn (field, pop and sweet)	Cutworm	83 to 167 mL
		Wireworm	167 mL
	Canola, rapeseed, mustard (oilseed and condiment mustard including <i>Brassica carinata</i>)	Cutworm	500 mL
		Flea beetles	1333 mL
	Soybean	Seedcorn maggot	41.5 to 83 mL
		Black cutworm	41.5 to 83 mL ³
		Wireworm	83 mL
	Sunflower	Cutworm	164 to 323 mL (based on an average of 9920 seed/kg)
<i>Lumiderm</i>	Canola, rapeseed, oilseed mustard	Cutworm ²	480 to 960 mL ⁴
		Flea beetle	960 to 1600 mL ^{4,5}
	Soybean	Cutworm, seedcorn maggot, wireworm	74 to 197 mL ⁴
		Soybean aphid, bean leaf beetle	37 to 123 mL ⁴

¹ Protection provided during early to mid-season growth and development of potatoes only.

² The *Lumiderm* application rate for cutworm will also provide some early season protection from flea beetle damage.

³ Use higher rates for higher pest pressure.

⁴ Use the higher rates in areas with high pest pressure, or where extended early season control is required.

⁵ The application rates for flea beetles will also provide early season protection from cutworm feeding damage.

Application Information:

For corn and registered oilseed crops *Fortenza* and *Lumiderm* must be applied in a commercial seed treatment facility using closed transfer equipment. These products contain no colourant. An appropriate seed colourant must be added when this product is applied. *Fortenza* is designed for on-farm treating for potato seed pieces only using a closed-treatment system.

How it Works:

The active ingredient cyantraniliprole is a systemic insecticide from the diamides chemical class. For more information refer to "Insecticide Groups Based on Modes of Action" in the Insect Control section.

Tank Mixes:

Lumiderm: registered oilseed crops – *Prosper EverGol*, *Helix Vibrance*

Fortenza: registered oilseed crops – *Vibrance 500 FS*; Corn – *Cruiser 5FS*, *Maxim Quattro* and/or *Vibrance 500 FS*

Follow the label directions for each product and use the most restrictive precautions and limitations.

Restrictions:

- **Resistance management:** Refer to "Pathogen Resistance" in the Plant Disease Control section for more information. DO NOT apply any subsequent application of a Group 28 insecticide (in-furrow, soil or foliar) within 60 days of treatment with any of these products.
- **Labelling:** Seed treated with *Lumiderm* must be labeled "This seed has been treated with *Lumiderm Insecticide Seed Treatment* which contain cyantraniliprole. DO NOT use for feed, food or oil processing. Store away from feeds and other foodstuffs. Wear long-sleeved shirt, long pants and chemical-resistant gloves when handling treated seed. This product is toxic to aquatic organisms. Dispose of all excess treated seed. Left over treated seed may be double-sown around the headland or buried away from water sources in accordance with local requirements. Dispose of seed packaging in accordance with local requirements. Cover or incorporate spilled treated seeds."
 - Seed treated with *Fortenza* must be labeled "These seeds have been treated with the insecticide cyantraniliprole. When handling and planting treated seed, workers must wear a long sleeved shirt and long pants, chemical-resistant gloves, and work boots. For good hygiene practice, it is also recommended that a NIOSH-approved dust mask be worn during all job activities. Plant treated seed only with closed cab planting equipment. DO NOT use for food, feed or oil processing. Toxic to bees. Follow best management practices to help minimize dust exposure to pollinators during planting of treated seed; refer to the complete guidance "Pollinator Protection: reducing risk of planting treated seed" on the Health Canada website."
- **Grazing:** No restrictions listed.
- **Re-cropping:** Registered crops, as well as flax, sunflower, and safflower, may be replanted at any time. For all other crops, do not plant-back within 30 days of seeding with cyantraniliprole treated seed.
- **Storage:** Store product in original container only, away from other pesticides, fertilizer, food or feed. Not for use or storage in or around the home. Keep container closed. To prevent contamination store this product away from food or feed.
 - *Fortenza*: Ideal storage temperature for the products is above freezing and below 30°C. Repeated freeze-thawing of *Fortenza* will not affect the physical integrity of the product. If the product should freeze, bring the product back to room temperature and ensure the contents are mixed well prior to application.
- **Environment:** Toxic to aquatic organisms and bees. When this product is applied and used according to label directions, risk to bees is expected to be negligible. DO NOT contaminate irrigation or drinking water supplies or aquatic habitats by cleaning of equipment or disposal of wastes. The use of this chemical may results in contamination of groundwater particularly in areas where soils are permeable and/or the depth to the water table is shallow.

Hazard Rating:



Caution – Eye Irritant

Refer to the Introduction for an explanation of the symbols.

Dividend Extreme Fungicide

Fungicide Group
3, 4

Company:

Syngenta Canada Inc. (PCP#29490)

Formulation:

7.7 3% difenoconazole and 1.93% metalaxyl-M and S-isomer formulated as a flowable suspension.

- Container size - 2 x 10 L

Crops, Diseases and Rates

Crop	Diseases Controlled	Diseases Suppressed	Rate (per 100 kg of seed)
Barley, oats, rye, triticale, wheat (spring, winter)	General seed rots, seedling blights, damping off, smuts and bunts	Common root rot, fusarium crown and foot rot, take-all	130 to 260 mL

Application Information:

Dividend Extreme is for use on-farm on barley, wheat oats, rye, and triticale.

Add 6 L of water to the 10 L container, which contains 4 L of *Dividend Extreme*, to obtain use rate of 325 mL per 100 kg seed as a water-based slurry utilizing standard treatment equipment that provides uniform seed coverage. When handling *Dividend Extreme Fungicide*, equipment or seed treated with *Dividend Extreme Fungicide*, wear long-sleeved coveralls over normal work clothing and chemical resistant gloves. In addition, wear a suitable dust mask when bagging or sewing bags of treated seed or when transferring seed to a storage bin.

How it Works:

Difenoconazole is a triazole fungicide with broad-spectrum systemic activity. Metalaxyl-M is an acylalanine fungicide with systemic activity against diseases caused by the oomycetes, including pythium damping-off. Refer to "Fungicide Modes of Action" in the Plant Disease Control section for more information.

Tank Mixes:

Cruiser 5 FS on wheat, barley, triticale and rye.

Restrictions:

- **Resistance management:** Refer to "Pathogen Resistance" in the Plant Disease Control section for more information.
- **Labelling:** All bags containing treated seed for sale or use in Canada must be labeled or tagged as follows: "This seed has been treated with *Dividend Extreme Fungicide* which contains the fungicides difenoconazole and metalaxyl-M and S-isomer. DO NOT use for food, feed or oil purposes. Store away from feeds and foodstuffs. Wear long-sleeve shirt, long pants, and chemical-resistant gloves when handling treated seed. DO NOT graze, feed green forage or cut for hay within 35 days of planting of cereals. DO NOT plant any crop other than cereals within 30 days to fields in which treated seeds were planted."
- **Grazing:** DO NOT graze, feed green forage or cut for hay within 35 days of planting treated cereal grain seeds.
- **Re-cropping:** DO NOT plant any crop other than cereal grains listed on this label within 30 days to fields in which treated seeds were planted.
- **Storage:** To prevent contamination, store this product away from food or feed.
- **Environment:** This product is toxic to fish and aquatic invertebrates. DO NOT apply this product directly to freshwater habitats (such as lakes, rivers, sloughs, ponds, prairie potholes, creeks, marshes, streams, reservoirs, ditches and wetlands), estuaries or marine habitats. DO NOT contaminate irrigation or drinking water supplies or aquatic habitats by cleaning of equipment or disposal of wastes. DO NOT contaminate food or feed. If treated seed is spilled outdoors or in areas accessible to birds, promptly clean up or bury to prevent ingestion.

Hazard Rating:

None listed.

Emesto Silver Fungicide Seed Treatment

Fungicide Group
3, 7

Company:

Bayer (PCP#30361)

Formulation:

100 g/L penflufen, 18 g/L prothioconazole formulated as a suspension.

- Container sizes - 1 L to 200 L

Crops, Diseases and Rates

Crop	Diseases Controlled	Rate (per 100 kg of seed)
Potato	Seed-borne black scurf and stem and stolon canker (<i>Rhizoctonia solani</i>), silver scurf (<i>Helminthosporium solani</i>), fusarium tuber rot (<i>Fusarium</i> spp.)	20 mL

Application Information:

Emesto Silver is designed to be applied as a diluted spray using equipment that ensures uniform coverage of each seed piece. Apply no more than 150 mL of slurry per 100 kg of seed pieces. Agitate or stir the slurry solution as needed. Apply only in areas with adequate ventilation or in areas that are equipped to remove spray mist or dust. Seed pieces should be treated immediately after cutting. Plant seed-pieces as soon as possible after cutting and treating.

How it Works:

The active ingredient penflufen is a carboxamide (SDHI) fungicide with systemic activity. The active ingredient prothioconazole is a demethylation inhibitor with broad-spectrum systemic activity. Refer to "Fungicide Modes of Action" in the Plant Disease Control section for more information.

Tank Mixes:

See label for tank-mix options.

Restrictions:

- **Resistance management:** Refer to "Pathogen Resistance" in the Plant Disease Control section for more information.
- **Labelling:** No restrictions listed.
- **Grazing:** No restrictions listed.
- **Re-cropping:** Potatoes, corn, cereals, legumes, soybean, canola, mustard, rapeseed, borage, flax and crambe may be replanted at any time. For all other crops, DO NOT plant back within 30 days of planting with *Emesto Silver*-treated seed pieces.
- **Storage:** If cut seed needs to be stored or held for a few days, make sure that there is adequate cool air movement through the pile of cut seed potatoes at relative humidity of 85 to 90 percent. Store cut seed at or below 7°C. Temperatures above 10°C promote soft rot in seed. Cut and treated seed should be piled above 1.8 metres in height.
- **Environment:** DO NOT apply this product or treated seed pieces directly to freshwater habitats, estuaries, or marine habitats. DO NOT contaminate irrigation or drinking water supplies or aquatic habitats by cleaning of equipment or disposal of wastes.

Hazard Rating:

None listed.

EverGol Energy

Fungicide Seed Treatment

Fungicide Group
3, 4, 7

Company:

Bayer (PCP#30364)

Formulation:

38.4 g/L penflufen, 76.8 g/L prothioconazole, 61.4 g/L metalaxyl formulated as a suspension.

- Container size - 33.75 L

Crops, Diseases and Rates:

Crop	Diseases Controlled	Rate (per 100 kg of seed)
Soybean, Chickpea, Peas, Lentils, Dry Beans	Seed rot/pre-emergence damping off (<i>Rhizoctonia solani</i> , <i>Fusarium</i> spp., <i>Pythium</i> spp., <i>Phomopsis longicolla</i>); post-emergence damping off (<i>R. solani</i> , <i>Fusarium</i> spp., <i>Pythium</i> spp.); early-season root rot and seedling blight (<i>R. solani</i> , <i>Fusarium</i> spp.); seedling blight (seed-borne <i>Botrytis cinerea</i>)	65 mL

Application Information:

EverGol Energy is designed for commercial seed treating equipment which can accurately control application rates and provide a good distribution of the chemical into the seed in the mixing chamber. Uniform application to seed is necessary to ensure optimum product performance. This product contains no dye and an appropriate seed colourant must be applied.

How it Works:

The active ingredient penflufen is a carboxamide (SDHI) fungicide with systemic activity. The active ingredient prothioconazole is a demethylation inhibitor with broad-spectrum systemic activity. The active ingredient metalaxyl is an acylalanine fungicide with systemic activity. Refer to "Fungicide Modes of Action" in the Plant Disease Control section for more information.

Tank Mixes:

Insecticide Seed Treatments: *Stress Shield 600*

Fungicide Seed Treatment: *Allegiance FL* for control of early-season Phytophthora in soybean.

Follow the label directions for each product and use the most restrictive precautions and limitations for either product.

Restrictions:

- **Resistance management:** Refer to "Pathogen Resistance" in the Plant Disease Control section for more information.
- **Labelling:** Treated seed must be labeled "This seed has been treated with *EverGol Energy*, which contains penflufen, prothioconazole and metalaxyl. When handling treated seed wear a long-sleeved shirt, long pants and chemical-resistant gloves. DO NOT use for feed, food or oil processing. Store away from feeds and other foodstuffs."
- **Grazing:** No restrictions listed.
- **Re-cropping:** Registered crops for *EverGol Energy*, as well as canola, mustard, rapeseed, borage, flax, crambe and potato, may be replanted at any time. For all other crops, do not plant-back within 30 days of seeding with *EverGol Energy*-treated seed.
- **Storage:** To prevent contamination store this product away from food or feed. Store in cool, dry area. DO NOT store in direct sunlight. DO NOT allow prolonged storage in temperatures that exceed 40°C or go below -10°C.
- **Environment:** Toxic to aquatic organisms and non-target terrestrial plants. DO NOT discharge effluent containing this product into sewer systems, lakes, streams, ponds, estuaries, oceans or other water. Dispose of all excess treated seed. Left over seed may be double-sown around the headland or buried away from water sources in accordance with local requirements. DO NOT leave exposed treated seed on soil surface. Any spilled or exposed seeds must be incorporated into the soil or otherwise cleaned-up from the soil surface. The use of this chemical may result in contamination of groundwater particularly in areas where soils are permeable (e.g. sandy soil) and/or depth to the water is shallow.

Hazard Rating:

None listed.

Fortenza Advanced

Insecticide Group
4C, 28

Available to commercial seed treaters only. Fortenza Advanced is a co-pack containing Rascendo (sulfoxaflor insecticide, available only as part of this co-pack) and Fortenza (600 g/L cyantraniliprole insecticide). For other detailed information on Fortenza see the product page listed above.

Company:

Syngenta Canada Inc. (Fortenza – PCP#30899, Rascendo – PCP#32250)

Formulation:

Rascendo: 500 g/L sulfoxaflor formulated as a suspension.

- Container size - 1 to 1050 L

Fortenza: 600 g/L cyantraniliprole.

- Container size - 1 to 1050 L

Crops, Diseases and Rates

Crop	Insects Controlled	Rate (per 100 kg of seed)	
		Fortenza	Rascendo
Canola, rapeseed and mustard (both oilseed and condiment types, including <i>Brassica carinata</i>)	Flea beetles (early season)	-	400 mL
	Cutworm	500 mL	-
	Flea beetles	1300 mL	-

Application Information:

For use only in commercial seed treatment facilities with closed transfer systems. This product contains no colourant. An appropriate colourant must be added when this product is applied. Regulations pertaining to the *Seeds Act* must be strictly adhered to when using this product. Seed must be conspicuously coloured at the time of treatment.

How it Works:

Cyantraniliprole is an insecticide belonging to the chemical class of diamides. Sulfoxaflor belongs to Group 4C insecticides. For more information, please consult with the product label.

Tank Mixes:

Please refer to the product label.

Restrictions:

- **Resistance management:** Refer to "Pathogen Resistance" in the Plant Disease Control section for more information. DO NOT make any subsequent application of a Group 4 insecticide (e.g. in-furrow or foliar application) following treatment with *Rascendo*.
- **Labelling:** Treated seed must be labelled "This seed has been treated with sulfoxaflor and cyantraniliprole insecticides. DO NOT use for food, feed or oil purposes. Store away from feeds and foodstuffs. When handling treated seed, including planting, wear a long-sleeved shirt, long pants, chemical-resistant gloves, work boots and socks, and use closed-cab planting equipment. Chemical-resistance gloves are not required inside cab. For good hygiene practice, it is also recommended to wear a suitable dust mask during all job activities."
- **Grazing:** No restrictions listed.
- **Re-cropping:** DO NOT plant any crop other than barley, wheat or members of Crop Group 1 (root and tuber vegetables), Crop Group 5 (Brassica leafy vegetables) or Crop Subgroup 20A (canola/rapeseed subgroup) within 30 days to fields in which treated seeds were planted.
- **Storage:** Store in a well-ventilated, secure area. Avoid contamination of feed and foodstuffs. Ideal storage temperature is above freezing and below 30°C. Repeated freeze-thawing will not affect the physical integrity of the product. If the product should freeze, bring the product back to room temperature and ensure the contents are mixed well prior to application.
- **Environment:** DO NOT apply this product directly to freshwater habitats, estuaries or marine habitats. The use of this chemical may result in contamination of groundwater particularly in areas where soils are permeable and/or the depth of the water table is shallow. DO NOT contaminate irrigation or drinking water supplied or aquatic habitats by cleaning or equipment or disposal of wastes. Toxic to bees exposed to direct treatment, when used as a seed treatment according to label directions risk is not of concern. Any spilled or exposed seeds must be incorporated into the soil or otherwise cleaned-up from the soil surface.

Hazard Rating:

Rascendo:

None listed.

Fortenza:



Caution – Eye Irritant

Refer to the introduction for an explanation of the symbols.

General Storage Disinfectant

Company:

Ag-Services Inc. (PCP#14957)

Distributed by JEM Holdings Inc. in Saskatchewan and by White Potato Services Ltd. in Manitoba

Formulation:

10% n-Alkyl (40% C12, 50% C14, 10% C16) dimethyl benzyl ammonium chloride, formulated as a liquid.

- Container sizes - 4 to 200 L

Crops:

Use for disinfecting potato storages and other storage areas and equipment. Not for direct use on potatoes.

Diseases:

Control of bacterial ring rot in potato storage.

Rate:

60 mL per 10 L water.

Application Information:

Apply only when storage areas are empty. To disinfect hard non-porous walls and floors of potato storages, clean surfaces thoroughly with a broom or vacuum to remove all dirt and debris. Clean thoroughly with solution containing 60 mL in 10 L of water. Ensure surfaces and material are thoroughly saturated and remain wet for 10 minutes.

A solution of the same strength (60 mL in 10 L of water) can be used to disinfect used bags, potato planters and other machinery after all dirt has been removed. Ensure surfaces and material are thoroughly soaked and remain wet for 20 minutes.

Equipment: All handling and planting equipment should be cleaned and treated on a regular basis (daily when preparing seed and seed pieces). Treat equipment by mopping and brushing methods. Use 60 mL of disinfectant diluted in 10 L of water or 600 mL to 100 L drum. Ensure hard, non-porous surfaces are thoroughly saturated and remain wet for 10 minutes and all other items for 20 minutes.

Storage walls and ceilings: Use 600 mL of disinfectant in 100 L of water. Spray areas using a high pressure jet (up to 4250 kPa pressure) to penetrate cracks, etc. in floors. Spray A frames and other storage air ducts with a solution of 1.2 L per 100 L of water. Sub-surface air ducts, flumes and plenums should be thoroughly cleaned prior to disinfection. Use 60 mL of disinfectant diluted in 10 L of water or 600 mL to 100 L drum. Ensure hard, non-porous surfaces are thoroughly saturated and remain wet for 10 minutes and all other items for 20 minutes.

Tank Mixes:

DO NOT mix with soaps, detergents, foaming agents or surfactants.

Hazard Rating:

Caution – Corrosive

Other precaution: Corrosive, causes severe eye and skin damage. DO NOT get in eyes, on skin or on clothing. Avoid contamination of food. DO NOT breathe mist of diluted chemical created from pressure washer applications. Wear suitable protective clothing (gloves, goggles, rubber boots, wet suit, mist respirator) when using pressure washer system. Wear chemical-resistant gloves, long pants, a long-sleeved shirt and shoes when handling this concentrate.

Refer to the Introduction for an explanation of the symbols.

Heads Up Plant Protectant

Fungicide Group
NC

Company:

Heads Up Plant Protectants, Inc. (PCP#29827)

Formulation:

63.02% saponins of *Chenopodium quinoa* formulated as a soluble powder.

- Container size - 50 g pouches

Crops and Diseases:

Crop	Diseases Suppressed
Potato (cut or whole tubers)	Rhizoctonia canker and black scurf (<i>Rhizoctonia solani</i>)
Soybean	Root rot and post-emergence damping-off (<i>Rhizoctonia solani</i>), white mould (<i>Sclerotinia sclerotiorum</i>), sudden death syndrome (SDS) (<i>Fusarium virguliforme</i>)
Dry bean	White mould (<i>Sclerotinia sclerotiorum</i>), root rot and post-emergence damping-off (<i>Rhizoctonia solani</i>)

Rate Information:

Mix 1 gram of product per 1 L of water. Apply 1 L of solution for every 100 to 264 kg of potato seed. For soybeans and dry beans mix 50 g package to 3 L of water. Each 37 mL of solution treats 100 kg of seed.

Application Information:

Treat soybean or dry bean seed by dipping, spraying or dribbling the solution into a rotation auger conveyor or some other approved seed treatment device. Spray application to seeds within an enclosed spray device to ensure thorough coverage.

For seed potatoes, product must be applied to germination seed potatoes, as indicated by obvious sprouting activity coming from potato eyes. This sprouting activity can be from peeking to full sprout length, but before green leaves appear.

How it Works:

The active ingredient saponins of *Chenopodium quinoa* is made from plant sources. Refer to "Fungicide Modes of Action" in the Plant Disease Control section for more information.

Tank Mixes:

None listed.

Restrictions:

- **Resistance management:** Refer to "Pathogen Resistance" in the Plant Disease Control section for more information.
- **Labelling:** No restrictions listed.
- **Grazing:** No restrictions listed.
- **Re-cropping:** No restrictions listed.
- **Storage:** Store this product away from food or feed. Store above -12°C.
- **Environment:** DO NOT contaminate irrigation or drinking water supplies or aquatic habitats. This product is toxic to aquatic organisms.

Hazard Rating:



Caution – Poison

Refer to the Introduction for an explanation of the symbols.

Helix Vibrance

Available to commercial seed treaters only.

Fungicide Group
3, 4, 12, 7
Insecticide Group
4A

Company:

Syngenta Canada Inc. (PCP#31454)

Formulation:

269 g/L thiamethoxam, 16 g/L difenoconazole, 5 g/L metalaxyl-M and S isomer, 1.7 g/L fludioxonil, and 3.4 g/L sedaxane formulated as a suspension.

- Container sizes - 105 L to bulk

Crops, Diseases, Insects and Rates:

Crop	Diseases Controlled	Insects Controlled	Rate (per 100 kg of seed)
Canola, rapeseed, and mustard (both oilseed and condiment types, including <i>Brassica carinata</i>)	Seed-borne blackleg (<i>Leptosphaeria maculans</i>), seed-borne Alternaria (<i>Alternaria</i> spp.), seedling disease complex (damping-off, seedling blight, seed rot, root rot) (<i>Pythium</i> spp., <i>Fusarium</i> spp., <i>Rhizoctonia</i> spp.)	Flea beetles (early-season)	1500 mL

Application Information:

For use only in commercial seed treatment facilities with closed transfer systems. *Helix Vibrance* is a premix formulation that includes a pigment. However, users are responsible for ensuring that the treated seed, when dried and ready for bagging, has an unnatural colour. If the pigment contained in the formulation does not colour the seed adequately, or to optimize seed coverage, water, additional colourant and polymers can be added to facilitate application. Use standard commercial seed treatment equipment that provides uniform seed coverage to ensure desired level of insect or disease control. Maintain constant product agitation during the seed treatment process. Allow the seed to dry before bagging. Treatment of highly mechanically scarred or damaged seed, or seed known to be of low vigour and poor quality, may result in reduced germination and/or reduction of seed and seedling vigour.

How it Works:

The active ingredient thiamethoxam is a systemic insecticide from the neonicotinoid chemical class. For more information refer to "Insecticide Groups Based" on Modes of Action in the Insect Control section. The active ingredient difenoconazole is a triazole fungicide with broad-spectrum systemic activity. The active ingredient metalaxyl-M is an acylalanine fungicide with systemic activity against diseases caused by the Oomycetes class, including *Pythium* damping off. The active ingredient fludioxonil is a phenylpyrrole chemistry and has contact activity. Refer to "Fungicide Modes of Action" in the Plant Disease Control section for more information.

Tank Mixes:

None listed.

Restrictions:

- **Resistance management:** Refer to Pathogen Resistance in the Plant Disease Control section for more information.. DO NOT make any subsequent application of a Group 4 insecticide (e.g. in-furrow or foliar application) following treatment with *Helix Vibrance*.
- **Labelling:** Treated seed must be labelled "This seed has been treated with *Helix Vibrance* which contains insecticide (thiamethoxam) and fungicides (difenoconazole, metalaxyl-M and S-isomer, fludioxonil, and sedaxane). Wear long- sleeve shirt, long pants, and chemical-resistant gloves when handling treated seed. DO NOT use for food, feed or oil processing. Store away from food and feed.
- **Grazing:** DO NOT graze or feed livestock on treated areas.
- **Re-cropping:** DO NOT plant any crop other than those on the *Helix Vibrance* or *Vibrance 500FS* labels within 60 days to fields in which seed treated with *Helix Vibrance* were planted.
- **Storage:** Store in a well-ventilated, secure area. Store away from food and feed. Ideal storage temperature is above freezing and below 30°C. Repeated freeze-thawing will not affect the physical integrity of the product. If the product should freeze, bring the product back to room temperature and ensure the contents are mixed well prior to application. Lab and field studies have shown that *Helix Vibrance* treated canola and mustard can be safely stored for 18 months without loss in germination or insect and disease performance. However, due to seed quality and seed storage conditions beyond the control of Syngenta Canada Inc., no claims are made to guarantee the germination of carry-over seed or propagating materials for all crop seed.

- **Environment:** TOXIC to bees, aquatic organisms, birds, and small mammals. Bees can be exposed to product residues in flowers, leaves, pollen and/or nectar resulting from seed treatment applications. Any spilled or exposed seeds must be incorporated into the soil or cleaned up. DO NOT apply directly to water, or to areas where surface water is present. In cleaning of equipment or disposing of wastes, DO NOT contaminate water used for human or animal consumption or by wildlife and aquatic life or for irrigation purposes. If treated seed is spilled outdoors, promptly clean up.

Hazard Rating:



Caution – Poison

Refer to the Introduction for an explanation of the symbols.

Imidacloprid

Sombrero 600 FS/Stress Shield 600

**Insecticide Group
4A**

Company:

Bayer (*Stress Shield 600 Seed Treatment* – PCP#30668)

ADAMA Canada (*Sombrero 600FS* – PCP#30505)

Formulations:

Sombrero 600 FS and *Stress Shield 600*: 600 g/L imidacloprid. Contains insecticide only.

Crops, Insects and Rates:

Product	Crop	Insects Controlled	Rate
<i>Sombrero 600 FS</i> ¹ <i>Stress shield 600</i> ¹	Wheat, barley, oat ²	Wireworm	17 to 50 mL/100 kg of seed
	Soybean ³	Seedcorn maggot, wireworm, soybean aphid	104 to 208 mL/100 kg seed
<i>Sombrero 600 FS</i> ¹	Canola, mustard (condiment-type only) and rapeseed	Flea beetles	667 to 1333 mL/100 kg seed
	Corn	Wireworm	21.3 mL product/80,000 seeds
<i>Stress shield 600</i> ¹	Dry bean	Wireworm	104 mL/100 kg seed
	Field pea	Wireworm	104 mL/100 kg seed
		Pea leaf weevil	104 to 208 mL/100 kg seed
	Faba bean	Pea leaf weevil, wireworm	104 mL/100 kg seed
	Chickpea, lentil	Wireworm	104 mL/100 kg seed

¹ DO NOT apply any subsequent applications of Group 4 Insecticide (e.g. in-furrow or foliar application) following treatment with *Sombrero 600 FS* or *Stress Shield 600*.

² For fields with a history of moderate to high wireworm pressure, treat crops 34 to 50 mL per 100 kg seed. Use the higher rate when infestation pressures are expected to be heavy.

³ Use the higher rate for earlier seeding or when insect populations are expected to be high in soybean and peas and for extended control period for aphids in soybean.

Application Information:

May be applied when potato pieces are being cut. Apply specified dosage as a diluted spray onto seed-pieces using a shielded spray system that is well contained and will prevent the loss of any liquid. DO NOT dilute *Sombrero 600 FS* beyond 6 percent. Agitate or stir spray solution as needed. Complete coverage of the seed piece is required for optimal insect control. As part of the seed cutting and treating process, application of a fungicide registered for potato seed treatment or an inert absorbent ingredient is recommended. Apply *Stress Shield 600* through a slurry applicator seed treater for uniform seed coverage. Allow seeds to dry before bagging or storing in bulk containers.

NOTE: A colourant must be added to *Sombrero 600 FS* and *Stress Shield 600* to colour seed in accordance with the *Pest Control Products Act* and the *Seeds Act Regulations*. A blue colourant must be added when this product is applied to an oilseed.

How it Works:

Imidacloprid is a chloronicotinyl insecticide with systemic activity. Refer to "Insecticide Groups Based on Modes of Action" in the Insect Control section for more information.

Tank Mixes:

Stress Shield 600 is registered for tank mix with the fungicide seed treatments *Raxil PRO*, or *EverGol Energy* in cereals. *Stress Shield 600* is registered for tank mix with fungicide seed treatments *Allegiance*, *EverGol Energy*, or *Apron Maxx RTA* in pulses.

Off-label tank mixes, as previously permitted under the Pest Management Regulatory Agency (PMRA) Off-label Tank Mix Policy memo of 2009 are no longer allowed under new guidance from PMRA. As of December 20, 2022 only products specifically indicated on product labels may be mixed, or when the labels of two or more products to be mixed include the statement quoted in the Introduction.

Follow the label directions for each product and use the most restrictive precautions and limitations for either product.

Restrictions:

NOTE: When using a seed flow lubricant for planting corn and soybean seed treated with neonicotinoid insecticides (containing the active ingredients clothianidin, imidacloprid or thiamethoxam), use only a dust-reducing fluency agent. Talc and graphite are not permitted.

- **Labelling:** All bags containing *Sombrero 600 FS/Stress Shield 600*-treated seed must be labeled or tagged as followed: "This seed has been treated with *Sombrero 600 FS/Stress Shield 600*, which contains imidacloprid. DO NOT use for feed, food, or oil processing. Store away from feeds and other foodstuffs."
- **Grazing:** Cover crops that are used as a rotational crop without a plant-back interval following treatment should not be grazed or harvested for food or feed. DO NOT graze or feed livestock on areas treated with *Sombrero 600 FS* and *Stress Shield 600* for four weeks after planting. Mustard greens grown or harvested from *Sombrero 600 FS*-treated seed must not be used for human consumption.
- **Re-cropping:** Use a minimum plant-back interval of 30 days for cereals, 9 months for peas and beans, and 12 months for all other food and feed crops. Green manure and other cover crops not intended for human or animal consumption do not require a plant-back interval following treatment. DO NOT graze or harvest cover crops for food or feed. It is not recommended that this product be used in fields treated with imidacloprid during the previous season.
- **Storage:** Store product in cool, dry place and in such a manner as to prevent cross contamination with other pesticides, fertilizers, food and feed. Store in original container and out of reach of children. Carry-over of *Sombrero 600 FS*-treated seed is not recommended (treated canola, rapeseed or mustard (condiment-type only) seed stored for periods in excess of 6 months may decrease at a faster rate than untreated seed). Test seed germination if stored for more than 6 months. DO NOT store *Sombrero 600 FS*-treated seed above 25°C or in direct sunlight. DO NOT store *Stress Shield 600* in direct sunlight or above 35°C.
- **Environment:** DO NOT plant treated seed pieces when rainfall is forecast for the next 48 hours. DO NOT plant treated seed pieces within 15 metres of well-head or aquatic systems, including marshes, ponds, ditches, streams, lakes, etc. This product is toxic to wildlife. Keep out of lakes, streams, ponds, or other aquatic systems. DO NOT contaminate water when disposing of equipment wash waters. Leftover treated seed should be double sown around the headland, or buried away from water sources such as lakes, streams, ponds or other aquatic systems. *Stress Shield 600* spillage and exposed treated seeds must be incorporated into the soil or otherwise cleaned-up from the soil surface.

Hazard Rating:



Caution – Poison

Refer to the Introduction for an explanation of the symbols.

Insure Cereal*

Fungicide Group
3, 4, 11

Company:

BASF Canada (PCP#30685)

Formulation:

17 g/L pyraclostrobin, 17 g/L triticonazole, 10 g/L metalaxyl formulated as a liquid suspension.

- Container sizes - 2 x 9.8 L jug, 120 L drum, 450 L tote

* NOTE: This product is no longer manufactured but product still remains in the distribution system. This product may be removed from future editions.

Crops, Diseases and Rates:

Crop	Diseases Controlled	Diseases Suppressed	Rate per 100 kg of seed
Barley	Seed rots and pre-emergence damping-off (<i>Fusarium</i> spp., <i>Cochliobolus sativus</i> , <i>Pythium</i> spp.); post-emergence damping-off (<i>Pythium</i> spp.); seedling blight and root rot (<i>Fusarium</i> spp., <i>Pythium</i> spp.); true loose smut (<i>Ustilago nuda</i>); covered smut (<i>U. hordei</i>); false loose smut (<i>U. nigra</i>)	Seedling blight, root rot (<i>Cochliobolus sativus</i>)	300 mL
Oats	Seed rots and pre-emergence damping-off (<i>Fusarium</i> spp., <i>Cochliobolus sativus</i> , <i>Pythium</i> spp.); post-emergence damping-off (<i>Pythium</i> spp.); seedling blight and root rot (<i>Fusarium</i> spp., <i>Pythium</i> spp.); loose smut (<i>Ustilago avenae</i>); covered smut (<i>U. kolleri</i>)	Seedling blight, root rot (<i>Cochliobolus sativus</i>)	300 mL
Wheat, rye, triticale	Seed rots and pre-emergence damping-off (<i>Fusarium</i> spp., <i>Cochliobolus sativus</i> , <i>Pythium</i> spp.); post-emergence damping-off (<i>Pythium</i> spp.); seedling blight and root rot (<i>Fusarium</i> spp., <i>Pythium</i> spp.); loose smut (<i>Ustilago tritici</i>); common bunt (<i>Tilletia tritici</i> , <i>T. laevis</i>)	Seedling blight, root rot (<i>Cochliobolus sativus</i>)	300 mL

Application Information:

Insure Cereal is a ready to use seed treatment formulation. This product is for use in commercial seed plant, in on-farm standard gravity flow or mist type treatment machines, and in on-the-go air seeder treatment systems. Agitate or shake well prior to usage. Uneven seed coverage may result in poor levels of disease control. Seed should be well conditioned and cleaned prior to treating.

How it Works:

The active ingredient pyraclostrobin is a strobilurin fungicide with broad spectrum contact and systemic activity. The active ingredient triticonazole is a triazole fungicide that provides systemic broad spectrum activity. The active ingredient metalaxyl is an acylalanine fungicide with systemic activity. Refer to "Fungicide Modes of Action" in the Plant Disease Control section for more information.

Tank Mixes:

None listed.

Restrictions:

- **Resistance management:** Refer to "Pathogen Resistance" in the Plant Disease Control section for more information.
- **Labelling:** Treated seed must be labeled "This seed has been treated with *Insure Cereal* containing fungicides pyraclostrobin, triticonazole and metalaxyl. Workers handling or planting treated seed must wear long-sleeved shirt, long pants, chemical-resistant gloves, shoes and socks, and respiratory protection (e.g. NIOSH/MSHA/BHSE approved respirator or fresh air hood). Respiratory protection is not required when workers are in a closed cab tractor. A closed cab is a chemical resistant barrier that completely surrounds the occupant of the cab and prevents contact with the pesticide or treated surfaces outside the cab. DO NOT use for food, feed or oil processing. Store away from feed or food stuff. Any spilled or exposed seeds must be incorporated into the soil or otherwise cleaned-up from the soil surface."
- **Grazing:** No restrictions listed.
- **Re-cropping:** No restrictions listed.
- **Storage:** Store in original containers with lid tightly closed. Store away from children, animals, feed stuffs, fertilizers and seed. Protect from frost and freezing. DO NOT store treated seed for more than 18 months. Store treated seed in cool, dry conditions.
- **Environment:** Ensure proper soil incorporation of the seeds. DO NOT feed treated seed to, or otherwise expose, wildlife or domestic birds. DO NOT contaminate domestic or irrigation water supplies, lakes, streams, ponds or any body of water with the chemical, used containers, treated seed or bags. DO NOT contaminate water by cleaning of equipment or disposal of wastes.

Hazard Rating:

Caution – Poison



Caution – Eye Irritant and Potential Skin Sensitizer

Warning – Contains the Allergen Soy

Refer to the Introduction for an explanation of the symbols.

Insure Cereal FX4

Fungicide Group
3, 4, 7, 11

Company:

BASF Canada (PCP#33210)

Formulation:

16.7 g/L pyraclostrobin, 8.35 g/L fluxapyroxad, 16.7 g/L triticonazole, 10 g/L metalaxyl formulated as a liquid suspension.

- Container sizes - 2 x 9.8 L jug, 120 L drum, 450 L tote

Crops, Diseases and Rates:

Crop	Diseases Controlled	Diseases Suppressed	Rate per 100 kg of seed
Barley	Seed rots and pre-emergence damping-off (<i>Fusarium</i> spp., <i>Rhizoctonia solani</i> , <i>Cochliobolus sativus</i> , <i>Pythium</i> spp.); post-emergence damping-off (<i>Fusarium</i> spp., <i>Rhizoctonia solani</i> , <i>Pythium</i> spp.); seedling blight and root rot (<i>Fusarium</i> spp., <i>Rhizoctonia solani</i> , <i>Pythium</i> spp.), true loose smut (<i>Ustilago nuda</i>); covered smut (<i>Ustilago hordei</i>), false loose smut (<i>Ustilago nigra</i>)	Seedling blight and root rot (<i>Cochliobolus sativus</i>): fusarium crown and root rot (<i>Fusarium</i> spp.)	300 mL
Canaryseed, annual canarygrass grown for human consumption	Seed rots and pre-emergence damping-off (<i>Fusarium</i> spp., <i>Rhizoctonia solani</i> , <i>Cochliobolus sativus</i> , <i>Pythium</i> spp.); post-emergence damping-off (<i>Fusarium</i> spp., <i>Rhizoctonia solani</i> , <i>Pythium</i> spp.); seedling blight and root rot (<i>Fusarium</i> spp., <i>Rhizoctonia solani</i> , <i>Pythium</i> spp.)		
Oats	Seed rots and pre-emergence damping-off (<i>Fusarium</i> spp., <i>Rhizoctonia solani</i> , <i>Cochliobolus sativus</i> , <i>Pythium</i> spp.); post-emergence damping-off (<i>Pythium</i> spp.); seedling blight and root rot (<i>Fusarium</i> spp., <i>Rhizoctonia solani</i> , <i>Pythium</i> spp.); loose smut (<i>Ustilago avenae</i>); covered smut (<i>U. kollerii</i>)		
Wheat, rye, triticale	Seed rots and pre-emergence damping-off (<i>Fusarium</i> spp., <i>Rhizoctonia solani</i> , <i>Cochliobolus sativus</i> , <i>Pythium</i> spp.); post-emergence damping-off (<i>Pythium</i> spp.); seedling blight and root rot (<i>Fusarium</i> spp., <i>Rhizoctonia solani</i> , <i>Pythium</i> spp.); loose smut (<i>Ustilago tritici</i>); common bunt (<i>Tilletia tritici</i> , <i>T. laevis</i>)		

Application Information:

Insure Cereal FX4 is a ready-to-use broad spectrum fungicide seed treatment in a waterbased formulation that provides preventive seed and seedling protection. For use on farm and on closed transfer commercial seed treatment facilities. Closed transfer includes closed mixing, loading, calibrating and closed treatment equipment.

Apply *Insure Cereal FX4* using standard slurry, gravity flow or mist-type seed treatment application equipment. Agitate or shake well prior to use. Thorough seed coverage will offer the best protection of the seed from seed-, soil-borne, and seedling diseases. When used at the recommended rate of 300 mL per 100 kg seed, no additional dyes or dilutions with water are needed unless recommended by the manufacturer of the seed treatment application equipment/machines. If so, increase the use rate proportionally to the dilution rate (e.g. add 100 mL of water to 300 mL of *Insure Cereal FX4*, then apply at 400 mL per 100 kg seed). Please consult the seed treatment application equipment manufacturer in question for further directions.

How it Works:

Pyraclostrobin is a strobilurin fungicide with systemic broad spectrum activity against seed and soil borne diseases. It inhibits fungal metabolism by blocking mitochondrial respiration. Fluxapyroxad is a carboximide fungicide that provides systemic broad-spectrum protection against seed- and soil-borne diseases. Triticonazole is a triazole based fungicide that provides systemic broad spectrum protection against seed and soil borne diseases. Metalaxyl is an acylanine fungicide with systemic activity against diseases caused by Oomycete fungi, most commonly known as *Pythium*.

Tank Mixes:

None listed.

Restrictions:

- **Resistance management:** Refer to "Pathogen Resistance" in the Plant Disease Control section for more information.
- **Labelling:** Treated seed must be labelled as follows "This seed has been treated with *Insure Cereal FX4* containing fungicides pyraclostrobin, fluxapyroxad, triticonazole and metalaxyl. Workers handling or planting treated seed must wear long-sleeved shirt, long pants, chemical-resistant gloves, shoes and socks. Workers handling treated seed should wear suitable dust mask. DO NOT use for food, feed or oil processing. Store away from feed and food stuff. Any spilled or exposed seeds must be incorporated into the soil or otherwise cleaned-up from the soil surface."
- **Grazing:** No restrictions listed.
- **Re-cropping:** No restrictions listed.
- **Storage:** Store in original tightly closed container and the ideal storage temperature is above freezing and below 30°C. If *Insure Cereal FX4* freezes, bring to room temperature and agitate prior to use. To prevent contamination, store this product away from food and feed. Store in cool, dry, locked, well-ventilated area without floor drain.
- **Environment:** Ensure proper soil incorporation of the seeds. DO NOT feed treated seed to, or otherwise expose, wildlife or domestic birds. If treated seed is spilled outdoors or in areas accessible to birds, promptly clean up or bury to prevent ingestion. Ensure proper disposal of any surplus treated seed not intended for later planting. DO NOT contaminate domestic or irrigation water supplies, lakes, streams, ponds or any body of water with the chemical, used containers, treated seed or bags, which have held treated seed. DO NOT contaminate water by cleaning of equipment or disposal of wastes. Unused or leftover treated seed should not be stored where there is a chance of it becoming mixed with untreated seed.

Toxic to aquatic organisms. The use of this product may result in contamination of groundwater particularly in areas where soils are permeable (e.g. sandy soil) or the water table is shallow. To reduce runoff from treated areas into aquatic habitats, consider the characteristics and conditions of the site before treatment. Site characteristics and conditions that may lead to runoff include, but are not limited to, heavy rainfall, moderate to steep slope, bare soil, poorly draining soil (e.g. compacted or fine-textured soils such as clay). Avoid application of this product when heavy rain is forecast.

Hazard Rating:



Caution – Poison



Caution – Eye Irritant and Potential Skin Sensitizer

Warning – Contains the Allergen Soy

Refer to the Introduction for an explanation of the symbols.

Insure Pulse

Fungicide Group
4, 7, 11

Company:

BASF Canada (PCP#32011)

Formulation:

16.7 g/L pyraclostrobin, 16.7 g/L fluxapyroxad and 13.3 g/L metalaxyl formulated as a liquid flowable.

- Container sizes - 9.8 L, 120 L drum, 450 L tote

Crops, Diseases and Rates:

Crops	Diseases controlled	Diseases suppressed	Rates per 100 kg of seed
Chickpea, dry bean, faba bean, field pea, lentil, soybean	Seed rot and seedling blight (soil-borne <i>Fusarium</i> spp.); seed rot, seedling blight and root rot (soil-borne <i>Rhizoctonia solani</i>); seed rot and seedling blight (soil-borne <i>Pythium</i> spp.); seedling blight (seed-borne <i>Ascochyta</i> spp.)	Anthrachnose seedling blight (seed-borne <i>Colletotrichum lindemuthianum</i>); root rot (soil-borne <i>Fusarium</i> spp.); seed rot and seedling blight (seed-borne <i>Botrytis cinerea</i>)	300 mL
Flax	Seed rot, seedling blight and root rot (soil-borne <i>Fusarium</i> spp.; soil-borne <i>Rhizoctonia solani</i>)	-	300 to 600* mL
Mustard	Seed rot, seedling blight and root rot (soil-borne <i>Fusarium</i> spp.; soil-borne <i>Rhizoctonia solani</i> , soil-borne <i>Leptosphaeria maculans</i> **); seed rot and seedling blight (soil-borne <i>Pythium</i> spp.); seedling blight and root rot (<i>Alternaria brassicae</i> **)	-	600 mL

* Use the lower rate under normal field conditions. Use the higher rate if there is a history of high disease pressures in the field OR where field conditions favour seed and soil-borne pathogens.

**For control on crops that are members of the Brassicaceae family only (e.g. *Brassica* sp.).

Application Information:

A ready-to-use seed treatment formulation for use in commercial seed treatment plants and for use in on-farm standard gravity flow or mist type treatment machines. Can also be used in "On the Go" air seeder treatment systems. When used at the recommended rate of 300 mL per 100 kg seed, no additional dyes or dilutions with water are needed unless recommended by the manufacturer of the seed treatment application equipment.

NOTE: If using the 600 mL per 100 kg rate (flax), it is highly recommended that the seed be treated into a bin or truck box to allow the treated seed to dry prior to placing into the seeder hopper. This will prevent clumping and bridging in the seeder.

How it Works:

The active ingredient pyraclostrobin is a strobilurin fungicide with broad spectrum contact and systemic activity. Fluxapyroxad is a carboximide fungicide that provides systemic broad spectrum protection. Metalaxyl is an acylalanines fungicide with systemic activity. Refer to "Fungicide Modes of Action" in the Plant Disease Control section for more information.

Tank Mixes:

None listed.

Restrictions:

- **Resistance management:** Refer to "Pathogen Resistance" in the Plant Disease Control section for more information.
- **Labelling:** Treated seed must be labeled "This seed has been treated with *Insure Pulse* containing pyraclostrobin, fluxapyroxad and metalaxyl. DO NOT use for food, feed or oil processing."
- **Grazing:** DO NOT graze or feed livestock on treated areas for 4 weeks after planting.
- **Re-cropping:** No restrictions listed.
- **Storage:** Store treated seed in cool, dry, locked, well-ventilated area without a floor drain. Store in original tightly closed container and prevent freezing.
- **Environment:** Toxic to birds and wildlife. Ensure proper soil incorporation of the seeds. If treated seed is spilled outdoors or in areas accessible to birds, promptly clean up or bury to prevent ingestion. Ensure proper disposal of any surplus treated seed not intended for later planting. DO NOT contaminate domestic or irrigation water supplies, lakes, streams, ponds or any body of water with the chemical, used containers, treated seed or bags that have held treated seed. DO NOT contaminate water by cleaning of equipment or disposal of wastes. The use of this chemical may result in contamination of groundwater, particularly in areas where soils are permeable (e.g. sandy soil) and/or the depth to the water table is shallow.

Hazard Rating:

Warning – Contains the Allergen Soy



Caution – Skin Irritant

Refer to the Introduction for an explanation of the symbols.

INTEGO Solo Fungicide

Fungicide Group
22**Company:**

Valent Canada Inc. distributed by Nufarm Agriculture (PCP#31324)

Formulation:

383 g/L ethaboxam formulated as a suspension.

- Container size - 3.78 L

Crops, Diseases and Rates:

Crop	Diseases Controlled	Diseases Suppressed	Rate (per 100 kg of seed):
Barley, oats, rye, triticale, wheat, buckwheat, millet (pearl, proso)	Seed rot/pre-emergence damping-off (<i>Pythium</i> spp.)	-	13 to 17 mL
Corn (sweet, field, popcorn)	Seed rot/pre-emergence damping-off (<i>Pythium</i> spp.)	-	13 to 19.6 mL
Chickpea	Seed rot/pre-emergence damping-off (<i>Pythium</i> spp.)	-	19.6 to 39.1 mL
Dry bean, faba bean, lentil, field pea	Seed rot/pre-emergence damping-off (<i>Pythium</i> spp.)	Early-season root rot (<i>Aphanomyces euteiches</i>)	19.6 to 39.1 mL
Soybean	Seed rot/pre-emergence damping-off (<i>Pythium</i> spp.), early-season root rot (<i>Phytophthora sojae</i>)	-	19.6 to 39.1 mL
Canola, rapeseed, Ethiopian mustard (<i>Brassica carinata</i>), flax, mustard (all types), camelina, borage	Seed rot/pre-emergence damping-off (<i>Pythium</i> spp.)	-	13 to 19.6 mL
Sunflower	Seed rot/pre-emergence damping-off (<i>Pythium</i> spp.), seed-borne downy mildew (<i>Plasmopara halstedii</i>)	-	402 to 603 mL
Safflower	Seed rot/pre-emergence damping-off (<i>Pythium</i> spp.)	-	402 to 603 mL

Application Information:

For use with closed transfer commercial seed treaters (facilities and mobile treaters). Closed transfer includes closed mixing, loading, calibrating, and closed treatment equipment. Also for use in on-farm treatment of cereal grains (except corn) and pulse crops only with open or closed transfer equipment. This product contains no colourant. An appropriate colourant must be added when the product is applied to the seed.

How it Works:

The active ingredient ethaboxam is a benzamide fungicide with activity against diseases caused by oomycetes. Refer to "Fungicide Modes of Action" in the Plant Disease Control section for more information.

Tank Mixes:

Off-label tank mixes, as previously permitted under the Pest Management Regulatory Agency (PMRA) Off-label Tank Mix Policy memo of 2009 are no longer allowed under new guidance from PMRA. As of December 20, 2022 only products specifically indicated on product labels may be mixed, or when the labels of two or more products to be mixed include the statement quoted in the Introduction.

Restrictions:

- **Resistance management:** Refer to "Pathogen Resistance" in the Plant Disease Control section for more information.
- **Labelling:** Treated seed must be labeled "This seed has been treated with a product containing the active ingredient ethaboxam. DO NOT use treated seed for feed, food or oil processing. Store away from feeds and other foodstuffs. Wear long-sleeved shirt, long pants and chemical-resistant gloves when handling treated seed. This product is toxic to aquatic invertebrates, oysters and shrimp. Dispose of all excess treated seed. Left over treated seed may be double-sown around the headland or buried away from water sources in accordance with local requirements. Dispose of seed packaging in accordance with local requirements. Cover or incorporate spilled treated seeds."
- **Grazing:** DO NOT graze field pea grown from treated seeds, or feed field pea forage or hay from such fields to livestock.
- **Re-cropping:** No restrictions listed.
- **Storage:** To prevent contamination store this product away from food or feed. Store in a cool place. DO NOT store in direct sunlight. Protect from freezing temperatures.
- **Environment:** Toxic to aquatic organisms.

Hazard Rating:

None listed.

Interest Forte

Fungicide Group
3, 4

Company:

Sharda Crop Chem distributed by UAP Canada (PCP#34196)

Formulation:

3.37% difenoconazole and 0.27% metalaxyl-M and s-isomer as a suspension.

- Container sizes - 10 L, 200 L, 500 L, 1000 L

Crops, Diseases and Rates:

Crop	Diseases Controlled	Diseases Suppressed	Rate (per 100 kg of seed):
Barley	Seed rots caused by saprophytic organisms <i>Fusarium</i> spp., <i>Pythium</i> spp., <i>Penicillium</i> spp. and <i>Aspergillus</i> spp. Common root rot, damping-off and seedling blight caused by seed- and soil-borne <i>Fusarium</i> spp. Pythium root rot, damping-off and seedling blight caused by soil-borne <i>Pythium</i> spp. Septoria leaf blotch caused by seed-borne <i>Septoria passerinni</i> ¹ , covered smut (<i>Ustilago hordei</i>), false loose smut (<i>Ustilago avenae</i>)	Common root rot caused by <i>Cochliobolus sativus</i> , fusarium crown and foot rot (<i>Fusarium</i> spp.), take-all (<i>Gaeumannomyces graminis</i> var. <i>tritici</i>) ²	325 to 650 mL
Corn, buckwheat, millet (pearl and proso), sorghum	Seed rots caused by saprophytic organisms <i>Fusarium</i> spp., <i>Pythium</i> spp., <i>Penicillium</i> spp. and <i>Aspergillus</i> spp. Fusarium root rot, damping-off and seedling blight caused by seed- and soil-borne <i>Fusarium</i> spp. Pythium root rot, damping-off and seedling blight caused by soil-borne <i>Pythium</i> spp.	-	
Sweet corn, corn seed	Penicillium three-leaf dieback (<i>Penicillium</i> spp.)	-	325 mL
Oats	Seed rots caused by saprophytic organisms <i>Fusarium</i> spp., <i>Pythium</i> spp., <i>Penicillium</i> spp. and <i>Aspergillus</i> spp. Fusarium root rot, damping-off and seedling blight caused by seed- and soil-borne <i>Fusarium</i> spp. Pythium root rot, damping-off and seedling blight caused by soil-borne <i>Pythium</i> spp., covered smut (<i>Ustilago kollerii</i>), loose smut (<i>Ustilago avenae</i>)	Common root rot caused by <i>Cochliobolus sativus</i> ²	325 to 650 mL

Crop	Diseases Controlled	Diseases Suppressed	Rate (per 100 kg of seed):
Rye	Seed rots caused by saprophytic organisms <i>Fusarium</i> spp., <i>Pythium</i> spp., <i>Penicillium</i> spp. and <i>Aspergillus</i> spp. Common root rot, damping-off and seedling blight caused by seed- and soil-borne <i>Fusarium</i> spp. Pythium root rot, damping-off and seedling blight caused by soil-borne <i>Pythium</i> spp., septoria leaf blotch caused by seed-borne <i>Septoria secalis</i> ¹ , common and dwarf bunt caused by seed- and soil-borne <i>Tilletia</i> spp.	Common root rot caused by <i>Cochliobolus</i> spp., fusarium crown and foot rot (<i>Fusarium</i> spp.), take-all (<i>Gaeumannomyces graminis</i> var. <i>tritici</i>) ²	325 to 650 mL
Triticale	Seed rots caused by saprophytic organisms <i>Fusarium</i> spp., <i>Pythium</i> spp., <i>Penicillium</i> spp. and <i>Aspergillus</i> spp. Common root rot, damping-off and seedling blight caused by seed- and soil-borne <i>Fusarium</i> spp. Pythium root rot, damping-off and seedling blight caused by soil-borne <i>Pythium</i> spp., loose smut (<i>Ustilago tritici</i>)		
Winter wheat	Seed rots caused by saprophytic organisms <i>Fusarium</i> spp., <i>Pythium</i> spp., <i>Penicillium</i> spp. and <i>Aspergillus</i> spp. Common root rot, damping-off and seedling blight caused by seed- and soil-borne <i>Fusarium</i> spp. Pythium root rot, damping-off and seedling blight caused by soil-borne <i>Pythium</i> spp. Septoria leaf blotch caused by seed-borne <i>Septoria tritici</i> ¹ , septoria leaf blotch (<i>Septoria tritici</i>) ^{1,3} , common and dwarf bunt caused by seed- and soil-borne <i>Tilletia</i> spp., loose smut (<i>Ustilago tritici</i>)	Common root rot caused by <i>Cochliobolus</i> spp., fusarium crown and foot rot (<i>Fusarium</i> spp.), take-all (<i>Gaeumannomyces graminis</i> var. <i>tritici</i>) ²	325 to 650 mL
Spring wheat	Seed rots caused by saprophytic organisms <i>Fusarium</i> spp., <i>Pythium</i> spp., <i>Penicillium</i> spp. and <i>Aspergillus</i> spp. Common root rot, damping-off and seedling blight caused by seed- and soil-borne <i>Fusarium</i> spp. Pythium root rot, damping-off and seedling blight caused by soil-borne <i>Pythium</i> spp., septoria leaf blotch caused by seed-borne <i>Septoria tritici</i> ¹ , common bunt caused by seed-borne <i>Tilletia</i> spp. ¹ , loose smut (<i>Ustilago tritici</i>)		

¹ Use the 650 mL rate for control of these diseases.

² Suppression means consistent control at a level which is not optimal but is still of commercial benefit.

³ Early season foliar disease control for first 4 weeks after planting. For full season control, apply a foliar fungicide according to label directions.

Application Information:

Interest Forte is a ready-to-use water-based formulation for use in commercial seed treatment plants, and for on-farm treatment using standard gravity flow or mist type seed treatment equipment which accurately meters and mixes a flowable seed treatment. *Interest Forte* may also be used in a treat-on-the-go air seeder. The equipment must provide uniform coverage of *Interest Forte* on the seed.

How it Works:

Difenoconazole is a triazole fungicide with broad-spectrum systemic activity. Metalaxyl is an acylalanine fungicide with systemic activity against diseases caused by the oomycetes, including pythium damping-off. Refer to "Fungicide Modes of Action" in the Plant Disease Control section for more information.

Tank Mixes:

For the control of true loose smut (*Ustilago nuda*) in barley, mix *Interest Forte* with either *Charter*, *Raxil 250FL* or *Baytan 30*. Consult each product label for registered use rates and follow all label use instructions. Read the label directions for each product and follow the most restrictive label precautions and limitations.

Restrictions:

- **Resistance management:** Refer to "Pathogen Resistance" in the Plant Disease Control section for more information.
- **Labelling:** ALL SEED TREATED WITH THIS PRODUCT MUST BE CONSPICUOUSLY COLOURED. All containers or packages containing treated seed for sale or use in Canada must be labeled or tagged as follows: "This seed has been treated with *Interest Forte* which contains the fungicides difenoconazole and metalaxyl-M and S-isomer. DO NOT use for food, feed or oil purposes. Store away from feeds and foodstuffs. Wear long-sleeve shirt, long pants, and chemical-resistant gloves when handling treated seed. DO NOT graze, feed green forage or cut for hay within 35 days of planting of cereals. DO NOT plant any crop other than cereals within 30 days to fields in which treated seeds were planted."
- **Grazing:** DO NOT graze, feed green forage or cut for hay within 35 days of planting treated cereal grain seeds.
- **Re-cropping:** 30 days
- **Storage:** Store this product away from food or feed.
- **Environment:** Toxic to aquatic organisms. Any spilled or exposed seeds must be incorporated into the soil or otherwise cleaned-up from the soil surface.

Hazard Rating:

None listed.

Ipconazole + Metalaxyl

Cover2

**Fungicide Group
3, 4****Company:**

Loveland Products Canada Inc. (Cover 2 – PCP#32950)

Formulation:

4.61 g/L ipconazole and 6.15 g/L metalaxyl formulated as a suspension.

- Container size - 2 x 10 L

Crops, Diseases and Rates:

Crop	Diseases Controlled	Diseases Suppressed	Rate (per 100 kg of seed):
Wheat	General seed rots (including those caused by saprophytic organisms such as <i>Penicillium</i> spp. and <i>Aspergillus</i> spp.); seed rot, damping off and seedling blight (<i>Fusarium</i> spp., <i>Rhizoctonia</i> spp., seed- and soil-borne <i>Cochliobolus sativus</i>); seed rot, pre-emergence damping off and seedling blight (<i>Pythium</i> spp.); loose smut (<i>Ustilago tritici</i>); common bunt (<i>Tilletia tritici</i> , <i>T. laevis</i>)	Common root rot (<i>Cochliobolus sativus</i>); crown and foot rot (<i>Fusarium</i> spp.)	325 mL
Barley	General seed rots (including those caused by saprophytic organisms such as <i>Penicillium</i> spp. and <i>Aspergillus</i> spp.); seed rot, damping off and seedling blight (<i>Fusarium</i> spp., <i>Rhizoctonia</i> spp., seed- and soil-borne <i>Cochliobolus sativus</i>); seed rot, pre-emergence damping off and seedling blight (<i>Pythium</i> spp.); covered smut (<i>Ustilago hordei</i>); false loose smut (<i>U. nigra</i>); leaf stripe (<i>Pyrenophora graminea</i>)		325 to 433 mL*
	True loose smut (<i>Ustilago nuda</i>)		
Oats	Loose smut (<i>Ustilago avenae</i>); covered smut (<i>U. kollerii</i>); seed rot and seedling blight (<i>Fusarium</i> spp., <i>Cochliobolus sativus</i> , <i>Aspergillus</i> spp., <i>Penicillium</i> spp., <i>Rhizoctonia</i> spp.); seed rot, pre-emergence damping off and seedling blight (<i>Pythium</i> spp.).	Common root rot (<i>Cochliobolus sativus</i>); crown and foot rot (<i>Fusarium</i> spp.)	325 mL
Rye	Seed rot and seedling blight (<i>Fusarium</i> spp., <i>Cochliobolus sativus</i> , <i>Aspergillus</i> spp., <i>Penicillium</i> spp., <i>Rhizoctonia</i> spp.); seed rot, pre-emergence damping off and seedling blight (<i>Pythium</i> spp.).		
Triticale	Seed rot and seedling blight (<i>Pythium</i> spp.).		

*Use the higher rate for highly infected seed lots only.

Application Information:

Cover 2 is for both commercial and for on farm application. Products may be applied utilizing mechanical, slurry or mist-type seed treating equipment provided that the equipment can be calibrated to accurately and uniformly apply the product to seed. Uniform application to seed is necessary to assure best disease protection and optimum performance.

Closed mix/load equipment must be used in commercial seed treatment facilities. In most cases, Cover 2 is ready to use and can be applied undiluted. However, dilution with water or container rinsate may be appropriate for some types of treaters and/or treating under dry and/or hot conditions to achieve more uniform product to seed coverage. Contact your local representative or supplier for specific recommendations.

How it Works:

The active ingredient ipconazole is a demethylation inhibitor with systemic and contact activity and metalaxyl is an acylalane fungicide with systemic activity. Refer to "Fungicide Modes of Action" in the Plant Disease Control section for more information.

Tank Mixes:

None listed.

Restrictions:

- **Resistance management:** Refer to "Pathogen Resistance" in the Plant Disease Control section for more information.
- **Labelling:** All bags containing treated seed for sale or use in Canada must be labeled as follows: "This package or bag contains seed treated with ipconazole and metalaxyl. DO NOT use treated seed for food, feed or oil processing. Store away from food and feed. Handlers of treated seed must wear long sleeved coveralls over normal work clothing, chemical resistant gloves, and shoes plus socks. Treated seed is toxic to birds and small wild mammals. Any spilled or exposed seed must be incorporated into the soil or otherwise cleaned up from the soil surface."
- **Grazing:** DO NOT graze or feed livestock on treated areas for 30 days after planting.
- **Re-cropping:** No restrictions listed.
- **Storage:** Store in original container only, away from other pesticides, fertilizer, food or feed. Store in a secure place that is temperate, dry and out of direct sunlight. Avoid excess heat. DO NOT freeze.
- **Environment:** DO NOT contaminate water used for human or animal consumption or by wildlife and aquatic life or for irrigation purposes.

Hazard Rating:

None listed.

Lumisena

Fungicide Group
49

Company:

Corteva Agriscience (PCP#33001)

Formulation:

200 g/L of oxathiapiprolin formulated as a flowable suspension.

- Container sizes - 52 L, 2 x 5.4 L

Crops, Diseases and Rates:

Crop	Diseases Controlled	Rate (per 100 kg of seed)
Soybean	Control of phytophthora seed rot/pre-emergence damping off and post emergence damping off (<i>Phytophthora sojae</i>)	37 mL
Sunflower	Control of systemic downy mildew (<i>Plasmopara halstedii</i>)	67 mL

*Use the higher rates in areas with high disease pressure, or where extended earl season control is required.

Application Information:

Lumisena is for use in commercial seed treatment facilities only. It is not for use in on-farm treating systems such as hopper-box or slurry-box applications just prior to planting. Closed transfer includes closed mixing, loading, calibrating, and closed treatment equipment. No open transfer of *Lumisena* is permitted.

This product contains no colourant. An appropriate colourant must be added when this product is applied. Regulations pertaining to *The Seeds Act* must be strictly adhered to when using this product. Treatment of damaged seed, or seed known to be of low vigour and poor quality, may result in poor germination and/or seed and seedling vigour. In cases where seed quality is unknown, treat a small portion of the seed with *Lumisena* and confirm acceptable germination, prior to treating the entire seed lot.

Mixing instructions: Before transferring *Lumisena* from its container, thoroughly mix the contents to insure the product is homogenous. Dilute in a sufficient volume to obtain through, uniform coverage. Polymers, colourants, and other additives should be tested for compatibility and seed prior to use in combination with *Lumisena*.

How it Works:

The active ingredient oxathiapiprolin is an oxysterol binding protein homologue inhibitor with activity against diseases caused by oomycete fungi including phytophthora seed rot and downy mildew.

Tank Mixes:

None registered.

Restrictions:

- **Resistance management:** Refer to "Pathogen Resistance" in the Plant Disease Control section for more information.
- **Labelling:** All bags containing treated seed must be labelled or tagged as follows: This seed has been treated with *Lumisena* which contains oxathiapiprolin.
- **Re-cropping:** Crops and crop groups that are on this label may be planted immediately after harvest. For all legume crops except succulent peas and soybeans, a plant back interval of 180 days is required. All other crops may be planted immediately following the planting of seed treated with *Lumisena*. Seed treated with *Lumisena* may be replanted if an emergency replanting is required due to an early season crop failure.
- **Storage:** Storage product in original container away from fertilizer, food or feed. Field and laboratory tests have demonstrated that application of *Lumisena* to soybean and sunflower will not negatively affect germination. However, due to seed quality and seed storage conditions beyond the control of Corteva Agriscience, no claims are made to guarantee the germination of carry-over seed.
- **Environment:** DO NOT contaminate irrigation or drinking water supplies or aquatic habitats by cleaning of equipment or disposal of waste. Dispose of all access treated seed. Left over treated seed may be double-sown around the headland or buried away from water sources in accordance with local requirements. Dispose of seed packaging in accordance local requirements. DO NOT contaminate water bodies when disposing of plant equipment washwaters. Cover or incorporate spilled treated seed.

Hazard Rating:

None listed.

Lumivia

Insecticide Group
28

Company:

Corteva Agriscience (PCP#32154)

Formulation:

625 g/L of chlorantraniliprole formulated as a suspension.

- Container sizes - 1 L to Bulk

Crops, Diseases and Rates:

Crop	Insects Controlled	Insects Suppressed	Rate
Corn (field, sweet, pop)	Cutworms, armyworm (<i>Mythimna unipuncta</i>), wireworms, larvae of asiatic garden beetle, masked chafers, European chafer, Japanese beetle, May/June beetles (junebugs)	Seedcorn maggot	64 mL/unit (80,000 seed unit)

Application Information:

Lumivia Insecticide Seed Treatment is an insecticide seed treatment for use in commercial seed treatment (facilities and mobile treaters) with closed transfer only. No open transfer is permitted. It is not for use in on farm treating systems such as hopper-box or slurry-box applications just prior to planting.

This product contains no colourant. An appropriate colourant must be added when this product is applied. Regulations pertaining to the *Seeds Act* must be strictly adhered to when using this product. Seed must be conspicuously coloured at the time of treatment.

Treatment of damaged seed, or seed known to be of low vigour and poor quality, may result in reduced germination and/or seed and seedling vigour. In cases where seed quality is unknown, treat a small portion of the seed with *Lumivia* and confirm acceptable germination, prior to treating the entire seed lot.

Dilute in a sufficient volume to obtain thorough, uniform coverage. Polymers, colourants, and other additives should be tested for compatibility and seed safety prior to use in combination with *Lumivia*.

Apply only in areas with adequate ventilation or in areas that are equipped to remove mist or dust.

DO NOT make a subsequent foliar application of any Group 28 insecticide for a minimum of 60 days after planting seed treated with *Lumivia*. If a foliar spray is required during this window, it must be made with an insecticide other than Group 28.

How it Works:

Chlorantraniliprole disrupts muscle activity in the insects, resulting in paralysis. Treated pests stop feeding quickly after initial ingestion, become lethargic and lose mobility. Refer to "Insecticide Groups Based on Modes of Action" in the Insect Control section for more information.

Tank Mixes:

Refer to the product label.

Restrictions:

- **Resistance management:** Refer to "Pathogen Resistance" in the Plant Disease Control section for more information. For resistance management, please note that *Lumivia* contains a Group 28 insecticide. Any insect population may contain individuals naturally resistant to *Lumivia* and other Group 28 insecticides. The resistant individuals may dominate the insect population if this group of insecticides are used repeatedly in the same fields. Other resistance mechanisms that are not linked to site of action but are specific for individual chemicals, such as enhanced metabolism, may also exist. Appropriate resistance-management strategies should be followed.
 - **To delay insecticide resistance:** Where possible, rotate the use of *Lumivia* or other Group 28 insecticides with different groups that control the same pests in a field. Use tank mixtures with insecticides from a different group when such use is permitted. Insecticide use should be based on an IPM program that includes scouting, record keeping, and considers cultural, biological and other chemical control practices. Monitor treated pest populations for resistance development. Contact your local extension specialist or certified crop advisors for any additional pesticide resistance-management and/or IPM recommendations for the specific site and pest problems in your area. For further information or to report suspected resistance contact Production Agriscience Canada Company at 1-800-667-3852.
- **Labelling:** All bags containing treated seed must be labelled or tagged as follows: "This seed has been treated with *Lumivia* Insecticide Seed Treatment which contains chlorantraniliprole. DO NOT use for feed, food or oil processing. Store away from feeds and other foodstuffs. Wear long-sleeved shirt, long pants, chemical-resistant gloves and shoes plus socks when handling treated seed. This product is toxic to aquatic organisms. Dispose of all excess treated seed. Leftover treated seed may be double-sown around the headland or buried away from water sources in accordance with local requirements. Dispose of seed packaging in accordance with local requirements. Cover or incorporate spilled treated seeds. Toxic to birds. Any spilled or exposed seeds must be incorporated into the soil or otherwise cleaned up from the soil surface."
- **Grazing:** None listed.
- **Re-cropping:** None listed.
- **Storage:** Store product in original container only, away from other pesticides, fertilizer, food or feed. Not for use or storage in or around the home. Keep container closed. To prevent contamination, store this product away from food or feed. Field and laboratory tests have demonstrated that application of *Lumivia* to corn seed will not negatively affect germination. However, due to seed quality and seed storage conditions beyond the control of Corteva Agriscience, no claims are made to guarantee the germination of carry-over seed.
- **Environment:** This product is toxic to aquatic organisms. Residues of chlorantraniliprole are persistent and may carryover. It is recommended that any products containing chlorantraniliprole not be used in areas treated with this product during the previous season. The use of this chemical may result in contamination of groundwater particularly in areas where soils are permeable (e.g. sandy soil) and/or the depth of the water table is shallow. Dispose of all excess treated seed. Leftover treated seed may be double-sown around the headland or buried away from water sources in accordance with local requirements. Dispose of seed packaging in accordance with local requirements. Cover or incorporate spilled treated seeds. Treated seed is toxic to birds. Any spilled or exposed seeds must be incorporated into the soil or otherwise cleaned up from the soil surface. For information on disposal of unused, unwanted product, contact the manufacturer or the provincial regulatory agency. Contact the manufacturer and the provincial regulatory agency in case of a spill, and for clean-up of spills.

Hazard Rating:

None listed.

Lumivia CPL

Insecticide Group
28

Company:

Corteva Agriscience (PCP#33335)

Formulation:

625 g/L chlorantraniliprole formulated as a suspension.

Crops, Insects and Rates:

Crop	Insects Controlled	Rate per 100 kg of seed ¹
Wheat, barley, oats, rye	Cutworm, armyworm	8 to 24 mL
	Wireworm	24 to 40 mL
Dry bean, chickpea, lentil, field pea, faba bean	Cutworm, armyworm	32 to 64 mL
	Pea leaf weevil larvae	64 to 96 mL

¹ Use higher rates in areas with high pest pressure.

Application Information:

For use in commercial and on-farm treating facilities. This product contains no colourant. An appropriate colourant must be applied when this product is applied. Polymers, colourants and other additives must be tested for compatibility and seed safety prior to use in combination with *Lumivia CPL*.

Apply only in areas with adequate ventilation or in areas that are equipped to remove mist or dust.

Dilute in a sufficient volume to obtain thorough, uniform coverage.

Treatment of damaged seed, or seed known to be of low vigor and poor quality may result in reduced germination and/or seed and seedling vigor. If seed lot quality is not known, treat a small portion of the seed with *Lumivia CPL* and confirm acceptable germination prior to treating the entire seed lot.

How it Works:

Chlorantraniliprole disrupts muscle activity in the insects, resulting in paralysis. Treated pests stop feeding quickly after ingestion, become lethargic and lose mobility. Refer to "Insecticide Groups Based on Modes of Action" in the Insect Control section for more information.

Tank Mixes:

Lumivia CPL should be applied as a tank mix with registered fungicide seed treatments containing colourant. Follow the more stringent label precautionary measures for mixing, loading and applying stated on both product labels.

When *Lumivia CPL* is applied without a fungicide seed treatment, a colourant must be added.

Restrictions:

- **Resistance management:** Refer to "Pathogen Resistance" in the Plant Disease Control section for more information. DO NOT make any subsequent application of a Group 28 insecticide for a minimum of 60 days after planting seed treated with *Lumivia CPL*. If a foliar spray is required during this window, it must be made with an insecticide other than Group 28.
- **Labelling:** All bags containing treated seed must be labelled or tagged as follows: "This seed has been treated with *Lumivia CPL* which contains chlorantraniliprole. DO NOT use for feed, food or oil processing, Store away from feeds and other foodstuffs. Wear long-sleeved shirt, long pants, chemical resistant gloves and shoes plus socks when planting and handling treated seed. Gloves are not required when planting with a closed cab. This product is toxic to aquatic organisms. Dispose of all excess treated seed. Left over treated seed may be double-sown around the headland or buried away from water sources in accordance with local requirements. Dispose of seed packaging in accordance with the local requirements. Cover or incorporate spilled treated seeds. Toxic to birds. Any spilled or exposed seeds must be incorporated into the soil or otherwise cleaned up from the soil surface."
- **Grazing:** None listed.
- **Re-cropping:** None listed
- **Storage:** Store product in original container only, away from other pesticides, fertilizer, food or feed. Not for use or storage in and around the home. Keep container closed. To prevent contamination, store this product away from food or feed. Field and laboratory tests have demonstrated that application of *Lumivia CPL* will not negatively affect germination. However, due to seed quality and seed storage conditions beyond the control of Corteva Agriscience, no claims are made to guarantee the germination of carry-over seed.

- **Environment:** This product is toxic to aquatic organisms. Residues of chlorantraniliprole cannot be used in areas treated with this product during the previous season. Use of this chemical may result in contamination of groundwater particularly in areas where soils are permeable (e.g. sandy soils) and/or the depth to the water table is shallow. Treated seeds is toxic to birds. Any spilled or exposed seeds must be incorporated into the soil or otherwise cleaned up from the soil surface.

Hazard Rating:

None listed.

Mancozeb

Fungicide Group
M3

Potato ST 16 / Solan MZ / Tuberseal

Company:

Belchim (*Solan MZ* – PCP#29377, *Tuberseal* – PCP#17042)

Wilbur-Ellis Co., distributed by Loveland Products Canada (*Potato ST 16* – PCP#24734)

Formulation:

Potato ST 16 and *Solan MZ*: 16% mancozeb formulated as a powder

- Container size - 20 kg (*Solan MZ* and *Potato ST 16*)

Tuberseal: 16% mancozeb formulated as a powder.

- Container sizes - 10 kg (*Tuberseal*), 20 kg (*Solan MZ* and *Potato ST 16*)

Crops, Diseases and Rates:

Crop	Diseases Controlled	Rate (per 100 kg of seed)
Potato	Fusarium seed piece decay	500 g

Application Information:

Apply product before planting; thoroughly coat surface of whole or cut seed with dust. If treated whole seed is cut, make a second application to protect cut surfaces. Plant as soon as possible after treating. If cut seed is not planted within 2 days of treating, store in a ventilated location to allow cut surfaces to dry.

How it Works:

The active ingredient mancozeb is a dithiocarbamate fungicide with contact activity. Refer to "Fungicide Modes of Action" in the Plant Disease Control section for more information.

Tank Mixes:

None listed.

Restrictions:

- **Resistance management:** Refer to "Pathogen Resistance" in the Plant Disease Control section for more information.
- **Labelling:** Treated seed pieces should be labelled "Poisonous to man and animals. This seed has been treated with mancozeb for the control of fusarium decay. DO NOT use for food or feed purposes."
- **Grazing:** No restrictions listed.
- **Re-cropping:** No restrictions listed.
- **Storage:** Store product in a cool, dry, well-ventilated place. Keep away from fire and sparks.
- **Environment:** DO NOT contaminate feed or food. DO NOT contaminate any body of water.

Hazard Rating:

None listed.

Maxim Quattro

Available to commercial seed treaters only.

Fungicide Group
1, 4, 11, 12

Company:

Syngenta Canada Inc. (PCP#29871)

Formulation:

26.5% thiabendazole, 3.32% fludioxonil, 2.65% metalaxyl-M and S-isomer, 1.33% azoxystrobin formulated as a liquid suspension seed treatment.

- Container sizes - 5 L to bulk

Crops, Diseases and Rates:

Crop	Diseases Controlled	Rate (per 100 kg of seed)
Corn (field, pop, sweet)	Seed- and soil-borne <i>Pythium</i> spp., <i>Rhizoctonia</i> spp., <i>Fusarium</i> spp. (including <i>F. graminearum</i> and <i>F. verticillioides</i>); seed rot/pre-emergence damping-off, post-emergence damping-off, seedling blight (weakly pathogenic <i>Aspergillus</i> spp. and <i>Penicillium</i> spp.)	67 mL

Application Information:

For use by a commercial seed treater only. Mix with water to form a slurry seed treatment. Contains no colourant; an appropriate colourant must be added to slurry before treating seed. Maintain constant agitation of slurry. Allow seed to dry before bagging. Treatment of highly mechanically damaged, poor quality or low vigour seed may result in reduced germination and/or reduced seed and seedling vigour. If seed lot quality is unknown conduct a germination test prior to treating.

How it Works:

The active ingredient thiabendazole is a benzimidazole fungicide with contact and systemic activity. The active ingredient fludioxonil is a phenylpyrrole fungicide with contact activity. The active ingredient metalaxyl-M is an acylalanine fungicide with systemic activity against diseases caused by the Oomycetes class, including pythium damping off. The active ingredient azoxystrobin is a methoxyacrylate (strobilurin) fungicide with broad spectrum activity to be used as a preventative and curative fungicide. Refer to "Fungicide Modes of Action" in the Plant Disease Control section for more information.

Tank Mixes:

Maxim Quattro may be tank-mixed with *Cruiser 5FS*.

Follow the label directions for each product and use the most restrictive precautions and limitations for either product.

Restrictions:

- **Resistance management:** Refer to "Pathogen Resistance" in the Plant Disease Control section for more information.
- **Labelling:** Treated seed must be labelled "This seed has been treated with thiabendazole, fludioxonil, metalaxyl-M and S-isomer, and azoxystrobin. Use chemical resistant-gloves when handling treated seed. DO NOT use for food, feed or oil processing. Store away from feed and foodstuffs. DO NOT graze corn or cut for forage within 30 days of planting."
- **Grazing:** DO NOT graze or feed livestock on treated areas within 30 days of planting.
- **Re-cropping:** No restrictions listed.
- **Storage:** Store product between 0°C and 30°C. Repeated freeze-thawing of the product will not compromise its integrity. If the product should freeze, bring the product back to room temperature and ensure thorough mixing before use. Store away from food and feed. DO NOT carry over treated sweet corn to the following year.
- **Environment:** DO NOT apply directly to water, or to areas where surface water is present. In cleaning of equipment or disposing of wastes, DO NOT contaminate water used for human or animal consumption or by wildlife and aquatic life or for irrigation purposes. If treated seed is spilled outdoors, promptly clean up.

Hazard Rating:



Caution – Potential Skin Sensitizer

Refer to the Introduction for an explanation of the symbols.

Mertect SC

Fungicide Group

1

Company:

Syngenta Canada Inc. (*Mertect SC* - PCP#13975); Sharda CropChem (*Tibet 50 SC* - PCP#34386)

Formulation:

500 g/L thiabendazole formulated as a water dispersible suspension.

- Container size - 4 x 5 L

Crops and Diseases:

Post-harvest control of storage rots caused by *Fusarium*, *Phoma*, *Helminthosporium*, *Oospora* and *Rhizoctonia* spp. on potato.

Rate and Water Volume:

7.5 L per 170 L of water. Spray 2 L of this suspension per 1 metric tonne of potatoes.

Application Information:

Post-harvest treatment. Shake well before using. DO NOT allow suspension to stand without continuous agitation. Potatoes must rotate along conveyor line to ensure complete coverage. Prior to treating potatoes destined for export, confirm with authorities that treated potatoes will be allowed to enter importing country.

How it Works:

The active ingredient thiabendazole is a benzimidazole fungicide with systemic activity. Refer to "Fungicide Modes of Action" in the Plant Disease Control section for more information.

Tank Mixes:

None listed.

Restrictions:

- **Resistance management:** Refer to "Pathogen Resistance" in the Plant Disease Control section for more information.
- **Labelling:** No restrictions listed.
- **Grazing:** No restrictions listed.
- **Re-cropping:** No restrictions listed.
- **Storage:** Minimum storage temperature 0°C.
- **Environment:** Toxic to aquatic organisms. DO NOT contaminate irrigation or drinking water supplies or aquatic habitats by cleaning of equipment or disposal of wastes. DO NOT discharge effluent containing this product into sewer systems, lake, streams, ponds, estuaries, oceans, and other waters.

Hazard Rating:

None listed.

Metalaxyl

Fungicide Group

4

Allegiance FL Fungicide Seed Treatment/Belmont 2.7FS/Telex Fungicide

Company:

Bayer (*Allegiance FL* – PCP#26674)

UPL AgroSolutions Canada Inc. (*Belmont 2.7 FS* – PCP#30246); Sharda CropChem (*Telex Fungicide* – PCP#34273)

Formulation:

317 g/L metalaxyl formulated as a liquid seed treatment.

- *Allegiance FL* container size - 4 x 3.79 L
- *Belmont 2.7 FS* container size - 10 L, 115 L

Crops, Diseases and Rates (for crops processed in Canada):

Crop	Disease Controlled	Application Rates ¹ (per 100 kg of seed)	Water Volume (required to make up a total volume of 500 mL)
Chickpea, field pea	Seed rots and seedling blights (<i>Pythium</i> spp.)	16 to 110 mL	484 to 390 mL
Canola (rapeseed)	Seed rots and seedling blights (<i>Pythium</i> spp.)	32 to 110 mL	468 to 390 mL
Alfalfa, dry bean, clover, corn, sainfoin, vetch	Seed rots and seedling blights (<i>Pythium</i> spp.)	46 to 110 mL	454 to 390 mL
Grasses (forage)	Seed rots and seedling blights (<i>Pythium</i> spp.)	46 to 93 mL	454 to 407 mL
Soybean	Seed rots and seedling blights (<i>Pythium</i> spp.), early season Phytophthora (<i>Phytophthora sojae</i>)	46 to 93 mL	454 to 407 mL
Sunflower	Seed rots and seedling blights (<i>Pythium</i> spp.), downy mildew (<i>Plasmopara halstedii</i>)	110 to 189 mL ²	390 to 311 mL
Low tannin lentil ³	Seed rots and seedling blights (<i>Pythium</i> spp.)	16 mL	484 mL

¹ Use the high rate if planting into cold, wet soils, if the seed is of poor quality, or if disease pressure is expected to be high.

² High rate is for downy mildew control.

³ For use on low tannin lentils destined export or seed production only.

Crops, Diseases and Rates (for crops intended for export):

Crop	Disease Controlled	Application Rates ¹ (per 100 kg of seed)	Water Volume (required to make up a total volume of 500 mL)
Corn	Seed rots and seedling blights (<i>Pythium</i> spp.), downy mildew (<i>Sclerophthora macrospora</i>)	189 to 620 mL	311 to 0 mL
Pea	Seed rots and seedling blights (<i>Pythium</i> spp.), downy mildew (<i>Peronospora viciae</i>)	146 mL	354 mL
Sunflower	Seed rots and seedling blights (<i>Pythium</i> spp.), downy mildew (<i>Plasmopara halstedii</i>)	620 mL	0 mL
Wheat, barley, oats, rye, triticale ²	Seed rots and seedling blights (<i>Pythium</i> spp.)	46 to 110 mL	454 to 390 mL
Sorghum	Seed rots and seedling blights (<i>Pythium</i> spp.)	93 to 110 mL	407 to 390 mL
	Downy mildew (<i>Peronosclerospora sorghi</i>)	189 mL	311 mL
Bird's-foot trefoil	Seed rots and seedling blights (<i>Pythium</i> spp.)	46 to 110 mL	454 to 390 mL
Low-tannin lentil	Seed rots and seedling blights (<i>Pythium</i> spp.)	16 mL	484 mL

¹ Use the high rate if planting into cold, wet soils, if the seed is of poor quality, or if disease pressure is expected to be high.

² Triticale is a registered crop for treatment with *Belmont 2.7 FS* only and not on triticale intended for export.

Application Information:

Mix with water to form a slurry seed treatment. Contains no colourant; an appropriate colourant must be added to slurry before treating seed. Maintain constant agitation of slurry. Allow seed to dry before bagging. Treatment of highly mechanically damaged, poor quality or low vigour seed may result in reduced germination and/or reduced seed and seedling vigour. If seed lot quality is unknown conduct a germination test prior to treating.

How it Works:

The active ingredient metalaxyl is an acylalanine fungicide with systemic activity. Refer to "Fungicide Modes of Action" in the Plant Disease Control section for more information.


Tank Mixes:

None listed.

Restrictions:

- **Resistance management:** Refer to "Pathogen Resistance" in the Plant Disease Control section for more information.
- **Labelling:** Treated seed must be labelled as follows; "This seed has been treated with *Allegiance FL* or *Belmont 2.7 FS* seed protectant which contains metalaxyl. DO NOT use for feed, food or oil processing." All bags containing seed for export must be labelled "FOR EXPORT ONLY." *Belmont 2.7 FS* cannot be used on triticale intended for export.
- **Grazing:** DO NOT graze or feed livestock on treated areas for 4 weeks after planting.
- **Re-cropping:** No restrictions listed.
- **Storage:** DO NOT store above 35°C or below 0°C. Store in original container, away from pesticides, food or feed.
- **Environment:** Treated seed may be toxic to birds and other wildlife. Clean up any spilled seeds and ensure seed is properly incorporated at planting.

Hazard Rating:

 Warning – Skin and Eye Irritant

Refer to the Introduction for an explanation of the symbols.

NipsIt INSIDE 600 Insecticide

See *clothianidin*.

NipsIt SUITE Cereals OF Seed Protectant

Fungicide Group
3, 4
Insecticide Group
4A

Company:

Valent Canada Inc. distributed by Nufarm Agriculture (PCP#31357)

Formulation:

30.7 g/L clothianidin, 9.24 g/L metalaxyl and 4.92 g/L metconazole formulated as a ready to use suspension.

- Container sizes - 2 x 10 L, 110 L drums

Crops, Diseases, Insects and Rates:

Crop	Diseases Controlled	Diseases Suppressed	Insects Suppressed	Rate (per 100 kg of seed)
Wheat	Early season seed rot/pre-emergence damping-off (<i>Fusarium</i> spp., <i>Rhizoctonia solani</i>); early season seed rot/pre-emergence damping-off, post-emergence damping-off, seedling blight and seedling root rot (<i>Pythium</i> spp.); common bunt (<i>Tilletia laevis</i>); loose smut (<i>Ustilago tritici</i>)	Common root rot (<i>Cochliobolus sativus</i>)	Wireworm*	326 mL

* Under moderate to high wireworm pressure or in situations where control is required tank mix with *NipsIt INSIDE 600 Insecticide*.

Application Information:

For use in commercial seed treatment facilities (with closed transfer including closed mixing, loading, calibrating, and closed treatment equipment only) and for use on-farm (open transfer including open mixing, loading, calibrating, and open treatment equipment is allowed).

How it Works:

The active ingredient clothianidin is a chloronicotinyl insecticide with systemic activity. Refer to "Insecticide Groups Based on Modes of Action" in the Insect Control section for more information.

The active ingredient metalaxyl is an acylalanine fungicide with systemic activity against diseases caused by oomycetes, including *Pythium* damping-off. Metconazole is a broad-spectrum triazole demethylation inhibitor (DMI) fungicide with systemic activity. Refer to "Fungicide Modes of Action" in the Plant Disease Control section for more information.

Tank Mixes:

Off-label tank mixes, as previously permitted under the Pest Management Regulatory Agency (PMRA) Off-label Tank Mix Policy memo of 2009 are no longer allowed under new guidance from PMRA. As of December 20, 2022 only products specifically indicated on product labels may be mixed, or when the labels of two or more products to be mixed include the statement quoted in the Introduction.

Restrictions:

- **Resistance management:** Refer to "Pathogen Resistance" in the Plant Disease Control section for more information. DO NOT apply any subsequent application of a Group 4 insecticide (in-furrow or foliar) following treatment with *NipsIt SUITE Cereals OF Seed Protectant*.
- **Labelling:** Treated seed must be labeled "This seed was treated with *NipsIt SUITE Cereals OF Seed Protectant*, which contains clothianidin, metalaxyl, and metconazole. DO NOT use treated seed for feed, food or oil processing. Store away from feeds and other foodstuffs. Wear long-sleeved shirt, long pants and chemical-resistant gloves when handling treated seed. This product is toxic to aquatic invertebrates. Dispose of all excess treated seed. Left over treated seed may be double-sown around the headland or buried away from water sources in accordance with local requirements. Cover or incorporate spilled treated seeds. A closed cab planter is required when planting treated wheat seeds."
- **Grazing:** DO NOT graze or feed livestock on treated areas for four weeks after planting.
- **Re-cropping:** Corn, canola, rapeseed, and wheat may be replanted at any time. A 35 day plant-back interval on cereal grains (except wheat), grasses, non-grass animal feeds, potato, soybeans and dry beans is required.
- **Storage:** Store in a cool place. DO NOT store in direct sunlight. Protect from freezing temperatures.
- **Environment:** Toxic to aquatic organisms. Treated seed is toxic to birds and small wild animals. Any spilled or exposed seeds must be incorporated into the soil or otherwise cleaned-up from the soil surface. Toxic to bees. Bees can be exposed to product residues in flowers, leaves, pollen and/or nectar resulting from seed treatments. The use of this product in areas where soils are permeable, particularly where the water table is shallow, may result in ground water contamination. DO NOT use to control aquatic pests. DO NOT contaminate irrigation or drinking water supplies or aquatic habitats by cleaning of equipment or disposal of wastes.

Hazard Rating:

None listed.

Phosphorous acid

*Confine Extra/Rampart***Fungicide Group
33****Company:**WinField United Canada (*Confine Extra* – PCP#30648)Loveland Products Canada (*Rampart* – PCP#30654)**Formulation:**

53% mono and di-potassium salts of phosphorous acid.

- Container sizes - 9.46 to 946.35 L (*Confine Extra*)
- Container size - 9.46 L (*Rampart*)

Crops Diseases and Rates:***Confine Extra:*** Post-harvest treatment of potatoes for the suppression of late blight (*Phytophthora infestans*), pink rot (*P. erythroseptica*), and silver scurf (*Helminthosporium solani*) storage infection.***Rampart:*** Post-harvest treatment of potatoes for control of late blight (*Phytophthora infestans*) and pink rot (*P. erythroseptica*).**Rate and Application Information:**

For application prior to storage:

- Dilute *Confine Extra* at a 1 to 5.13 ratio with water (326 mL *Confine Extra* + 1674 mL water). Apply 2 L of solution as a spray to 1000 kg of potatoes.
- Dilute *Rampart* at a 1 to 5.26 ratio with water (190 mL *Rampart* + 1 L water). Apply 2 L of solution per 100 kg of harvested potatoes as a spray or rinse.

For application to stored potatoes (*Rampart* only):

- Dilute *Rampart* at a 1 to 5.26 ratio with water (190 mL *Rampart* + 1 L water). Apply 2 L of solution per 100 kg of stored potatoes into water used for post-harvest storage.

How it Works:

The active ingredient mono- and di-potassium salts of phosphorous acid is a phosphonate fungicide with systemic activity to suppress pathogen inoculum. To be used as a preventative fungicide application on harvested tubers.

Refer to "Fungicide Modes of Action" in the Plant Disease Control section for more information.

Tank Mixes:

None listed.

Restrictions:

- **Resistance management:** Refer to "Pathogen Resistance" in the Plant Disease Control section for more information.
- **Labelling:** No restrictions listed.
- **Grazing:** No restrictions listed.
- **Re-cropping:** No restrictions listed.
- **Storage:** Store this product away from food or feed.
- **Environment:** DO NOT contaminate irrigation or drinking water supplies or aquatic habitats by cleaning of equipment or disposal of waste. DO NOT apply by air.

Hazard Rating:

None listed.

Prosper EverGol Seed Treatment

Available to commercial seed treaters only.

Fungicide Group
4, 7, 11
Insecticide Group
4A

Company:

Bayer (PCP#30363)

Formulation:

Active ingredient:	
Clothianidin	290 g/L
Penflufen	10.7 g/L
Trifloxystrobin	7.15 g/L
Metalaxyl	7.15 g/L
Container size:	3.8 L to 1000 L, bulk

Crops, Insects, Diseases and Rates:

Product	Crop	Diseases Controlled	Insects Controlled	Rate (per 100 kg of seed)
<i>Prosper EverGol</i>	Canola, rapeseed, mustard (oilseed and condiment)	Seed rot, damping off, seedling blight and early season root rot (<i>Pythium</i> spp., <i>Rhizoctonia</i> spp., <i>Fusarium</i> spp., seed-borne <i>Alternaria</i> spp.); seed-borne blackleg (<i>Leptosphaeria maculans</i>)	Flea beetles	1400 mL

Application Information:

Prosper EverGol is for use in commercial seed treatment facilities with closed transfer systems only. Seed treatment must be thoroughly agitated to ensure uniform mixing of product prior to and during application. Treatment of highly mechanically scarred or damaged seed or seed known to be of low vigour and poor quality may result in reduced germination and/or reduction of seed and seedling vigour.

How it Works:

Clothianidin is a chloronicotinyl insecticide with systemic activity. For more information refer to "Insecticide Groups Based" on Modes of Action in the Insect Control section. Carbothiin is a carboxamide fungicide with systemic activity; penflufen is a carboxamide (SDHI) fungicide with systemic activity; trifloxystrobin is a strobilurin fungicide with broad spectrum preventative activity; and metalaxyl is an acylalanine fungicide with systemic activity. Refer to "Fungicide Modes of Action" in the Plant Disease Control section for more information.

Tank Mixes:

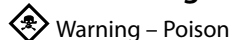
None listed.

Restrictions:

NOTE: When using a seed flow lubricant for planting corn and soybean seed treated with neonicotinoid insecticides (containing the active ingredients clothianidin, imidacloprid or thiamethoxam), use only a dust-reducing fluency agent.

Talc and graphite are not permitted.

- **Resistance management:** Refer to "Pathogen Resistance" in the Plant Disease Control section for more information. DO NOT make any subsequent application of a group 4 insecticide (in-furrow or foliar application) following treatment with any of these products.
- **Labelling:** Treated seed must be labelled as follows: "This seed has been treated with clothianidin and/or carbothiin, penflufen and metalaxyl. DO NOT use for food, feed or oil processing. Store away from feeds and other foodstuffs."
- **Grazing:** No restrictions listed.
- **Re-cropping:** For *Prosper EverGol*, corn and canola may be replanted at any time. A 1 year plant back interval is required for leafy, root and tuber vegetables. A 30 day plant back is required for cereals, grasses, nongrass animal feeds, soybeans and dry beans.
- **Storage:** Protect products from freezing. DO NOT contaminate water, food or feed by storage, disposal or by cleaning of equipment. Store in a cool place. DO NOT store in direct sunlight. Store away from food or feed. DO NOT store treated seed above 25°C or in direct sunlight. Treated seed stored for periods in excess of 9 months should be tested for germination before planting.
- **Environment:** These products are toxic to aquatic invertebrates. DO NOT apply directly to water or to areas where surface water is present. DO NOT contaminate water when disposing of equipment wash waters. These products are toxic to birds and mammals. Any spilled or exposed seeds should be incorporated into the soil or otherwise cleaned up from the soil surface.

Hazard Rating:

Warning – Poison

Refer to the Introduction for an explanation of the symbols.

Rancona Trio

Fungicide Group
3, 4, 7

Company:

UPL AgroSolutions Canada Inc. (PCP#32668)

Formulation:

5.0 g/L ipconazole, 133.33 g/L carbathiin, and 13.33 g/L metalaxyl formulated as a liquid suspension seed treatment.

- Container sizes - 10L, 115L

Crops, Diseases and Rates:

Crop	Diseases Controlled	Diseases Suppressed	Rate (per 100 kg of seed)
Barley	General seed rots (<i>Fusarium</i> spp., <i>Pythium</i> spp., <i>Rhizoctonia solani</i> , <i>Penicillium</i> spp., <i>Aspergillus</i> spp., <i>Cochliobolus sativus</i>); seedling blight, damping-off (<i>Fusarium</i> spp., <i>Pythium</i> spp., <i>R. solani</i> , <i>C. sativus</i>); true loose smut (<i>Ustilago nuda</i>); covered smut (<i>U. hordei</i>); false loose smut (<i>U. nigra</i>); leaf stripe (<i>Pyrenophora graminea</i>)	Common root rot (<i>Cochliobolus sativus</i>); Fusarium crown and foot rot (<i>Fusarium</i> spp.)	300 mL
Oats	General seed rots (<i>Fusarium</i> spp., <i>Pythium</i> spp., <i>Rhizoctonia solani</i> , <i>Penicillium</i> spp., <i>Aspergillus</i> spp., <i>Cochliobolus sativus</i>); seedling blight, damping-off (<i>Fusarium</i> spp., <i>Pythium</i> spp., <i>R. solani</i> , <i>C. sativus</i>); loose smut (<i>Ustilago avenae</i>); covered smut (<i>U. kollerii</i>)	Common root rot (<i>Cochliobolus sativus</i>); Fusarium crown and foot rot (<i>Fusarium</i> spp.)	300 mL
Rye, triticale	General seed rots (<i>Fusarium</i> spp., <i>Pythium</i> spp., <i>Rhizoctonia solani</i> , <i>Penicillium</i> spp., <i>Aspergillus</i> spp., <i>Cochliobolus sativus</i>); seedling blight, damping-off (<i>Fusarium</i> spp., <i>Pythium</i> spp., <i>R. solani</i> , <i>C. sativus</i>)	Common root rot (<i>Cochliobolus sativus</i>); Fusarium crown and foot rot (<i>Fusarium</i> spp.)	300 mL
Spring wheat, winter wheat	General seed rots (<i>Fusarium</i> spp., <i>Pythium</i> spp., <i>Rhizoctonia solani</i> , <i>Penicillium</i> spp., <i>Aspergillus</i> spp., <i>Cochliobolus sativus</i>); seedling blight, damping-off (<i>Fusarium</i> spp., <i>Pythium</i> spp., <i>R. solani</i> , <i>C. sativus</i>); loose smut (<i>Ustilago tritici</i>); common bunt (<i>Tilletia tritici</i>)	Common root rot (<i>Cochliobolus sativus</i>); Fusarium crown and foot rot (<i>Fusarium</i> spp.)	300 mL
Field pea	General seed rots (<i>Fusarium</i> spp., <i>Pythium</i> spp., <i>Rhizoctonia solani</i> , <i>Penicillium</i> spp., <i>Aspergillus</i> spp.); seedling blight, damping-off (<i>Fusarium</i> spp., <i>Pythium</i> spp., <i>Rhizoctonia solani</i>)	Seedling root rot (<i>Fusarium</i> spp.); early season root rot (<i>Aphanomyces euteiches</i>)	500 mL
Dry bean	General seed rots (<i>Fusarium</i> spp., <i>Rhizoctonia solani</i> , <i>Penicillium</i> spp., <i>Aspergillus</i> spp.); seedling blight, damping-off (<i>Fusarium</i> spp., <i>Rhizoctonia solani</i>)	Seedling root rot (<i>Fusarium</i> spp.)	500 mL
Lentil	General seed rots (<i>Fusarium</i> spp., <i>Pythium</i> spp., <i>Rhizoctonia solani</i> , <i>Penicillium</i> spp., <i>Aspergillus</i> spp.); seedling blight, damping-off (<i>Fusarium</i> spp., <i>Pythium</i> spp., <i>Rhizoctonia solani</i>); seed-borne Ascochyta blight (<i>Ascochyta lentis</i>)	Seedling root rot (<i>Fusarium</i> spp.)	500 mL
Chickpea	General seed rots (<i>Fusarium</i> spp., <i>Pythium</i> spp., <i>Rhizoctonia solani</i> , <i>Penicillium</i> spp., <i>Aspergillus</i> spp.); seedling blight, damping-off (<i>Fusarium</i> spp., <i>Pythium</i> spp., <i>Rhizoctonia solani</i>); seed-borne Ascochyta blight (<i>Ascochyta rabiei</i>)	Seedling root rot (<i>Fusarium</i> spp.)	500 mL

Crop	Diseases Controlled	Diseases Suppressed	Rate (per 100 kg of seed)
Soybean	General seed rots (<i>Fusarium</i> spp., <i>Rhizoctonia solani</i> , <i>Penicillium</i> spp., <i>Aspergillus</i> spp.); seedling blight, damping-off (<i>Fusarium</i> spp., <i>Rhizoctonia solani</i>); seedling root rot (<i>Rhizoctonia solani</i>)	Seedling root rot (<i>Fusarium</i> spp.); Sudden Death Syndrome (SDS) (<i>Fusarium virguliforme</i>)	500 mL

Application Information:

Rancona Trio is ready to use and does not need dilution prior to application. The optimum treating process and slurry composition depends on the crop, the treating process and application conditions.

How it Works:

The active ingredient ipconazole is a demethylation inhibitor with systemic and contact activity, carbathiin is a carboximide fungicide with systemic activity, and metalaxyl is an acylalanine fungicide systemic activity. Refer to "Fungicide Modes of Action" in the Plant Disease Control section for more information.

Tank Mixes:

In dry bean and soybean, *Rancona Trio* can be mixed with *Belmont 2.7 FS* at 24 to 89 mL per 100 kg of seed for control of seed rot/pre-emergence damping-off, post-emergence damping-off, and seedling blight caused by *Pythium* spp. In soybean, *Rancona Trio* can be mixed with *Belmont 2.7 FS* at 24 to 72 mL per 100 kg of seed for control of early season root rot caused by *Phytophthora sojae*. For control of early season root rot caused by *Aphanomyces euteiches* in fields with low disease pressure, *Rancona Trio* can be tank mixed with *Intego Solo* at 20 mL/100 kg of seed in peas and lentils or with *Belmont 2.7 FS* at 72 mL/100 kg of seed in PEAS ONLY.

Restrictions:

- **Resistance management:** Refer to "Pathogen Resistance" in the Plant Disease Control section for more information.
- **Labelling:** Treated seed must be labelled as follows "This seed has been treated with *Rancona Trio Fungicide*, which contains ipconazole, carbathiin, and metalaxyl. DO NOT use for feed, food, or oil processing. Store away from feeds and other food stuffs. When planting or handling treated seeds, workers must wear a long-sleeved shirt, long pants, socks and shoes, and chemical-resistant gloves. Gloves are not required while driving the tractor. A closed-cab tractor is required when planting more than 2200 kg of treated seeds per day."
- **Grazing:** DO NOT graze or feed livestock on treated area for six weeks after planting barley, oats, or wheat. DO NOT graze or feed livestock on treated area for four weeks after planting all other crops.
- **Re-cropping:** No restrictions listed.
- **Storage:** Store this product away from food or feed. Store in original container only, away from other pesticides, fertilizer, food, or feed. DO NOT freeze. DO NOT store treated seed above 25°C or in direct sunlight.
- **Environment:** DO NOT contaminate ponds, lakes or streams. Treated seed is toxic to birds and small wild mammals. Any spilled or exposed seeds must be incorporated into the soil or otherwise cleaned-up from the soil surface.

Hazard Rating:

None listed.

Rancona V RS

Fungicide Group
3, 7

Company:

UPL AgroSolutions Canada Inc. (PCP#30217)

Formulation:

9.38 g/L ipconazole and 87.5 g/L carbathiin formulated as a liquid suspension seed treatment.

- Container sizes - 10 L, 200 L

Crops, Diseases and Rates:

Crop	Diseases Controlled	Diseases Suppressed	Rate (per 100 kg of seed)
Canola, rapeseed, mustard	Seed rot, damping off, and seedling blight (<i>Rhizoctonia</i> spp., <i>Fusarium</i> spp.); seed-borne blackleg (<i>Leptosphaeria maculans</i>)	Root rot (<i>Rhizoctonia</i> spp., <i>Fusarium</i> spp.)	800 mL

Application Information:

Rancona V RS is ready to use and may be applied to seed as purchased. However, dilution with water may help to achieve more uniform seed coverage when using some types of treaters and/or when treating under dry and/or hot conditions.

How it Works:

The active ingredient ipconazole is a demethylation inhibitor with systemic and contact activity and carbathiin is a carboximide fungicide with systemic activity. Refer to "Fungicide Modes of Action" in the Plant Disease Control section for more information.

Tank Mixes:

None listed.

Restrictions:

- **Resistance management:** Refer to "Pathogen Resistance" in the Plant Disease Control section for more information.
- **Labelling:** Treated seed must be labelled as follows "This seed has been treated with carbathiin and ipconazole. DO NOT use treated seed for feed, food, or oil processing."
- **Grazing:** DO NOT graze or feed livestock on treated area for four weeks after planting.
- **Re-cropping:** No restrictions listed.
- **Storage:** Store this product away from food or feed.
- **Environment:** DO NOT contaminate ponds, lakes or streams.

Hazard Rating:

None listed.

Raxil PRO Seed Treatment

Fungicide Group
3, 4

Company and Formulation:

Bayer (PCP#30102), Sharda (Lixar PRO - PCP#34270)

Formulation:

3.0 g/L tebuconazole, 15.4 g/L prothioconazole and 6.2 g/L metalaxyl formulated as a micro-dispersion formulation.

- Container sizes - 10 L, 58.5 L, 175.5 L, 1000 L

Crops, Diseases and Rates:

Crop	Diseases Controlled	Diseases Suppressed	Rate (per 100 kg of seed)
Barley	Seed rot/pre-emergent damping-off, seedling blight (seed- and soil-borne <i>Fusarium</i> spp., soil-borne <i>Pythium</i> spp., <i>Cochliobolus sativus</i> , seed-borne <i>Aspergillus</i> spp.); post-emergent damping-off (seed- and soil-borne <i>Fusarium</i> spp., <i>C. sativus</i> , seed-borne <i>Aspergillus</i> spp.); true loose smut (<i>Ustilago nuda</i>); covered smut (<i>U. hordei</i>); false loose smut (<i>U. nigra</i>); barley leaf stripe (<i>Pyrenophora graminis</i>)	Root rot (seed- and soil-borne <i>Fusarium</i> spp., <i>Cochliobolus sativus</i> , <i>Rhizoctonia solani</i>); crown rot (<i>Fusarium</i> spp.); seedling blight (seed-borne <i>Penicillium</i> spp.); seed rot, pre-emergent damping off (<i>R. solani</i>)	325 mL
Oats	Seed rot/pre-emergent damping-off, seedling blight (seed- and soil-borne <i>Fusarium</i> spp., soil-borne <i>Pythium</i> spp., <i>Cochliobolus sativus</i> , seed-borne <i>Aspergillus</i> spp.); post-emergent damping-off (seed- and soil-borne <i>Fusarium</i> spp., <i>C. sativus</i> , seed-borne <i>Aspergillus</i> spp.); Covered smut (<i>Ustilago kollerii</i>); loose smut (<i>U. avenae</i>)	Root rot (seed- and soil-borne <i>Fusarium</i> spp., <i>Cochliobolus sativus</i> , <i>Rhizoctonia solani</i>); crown rot (<i>Fusarium</i> spp.); seedling blight (seed-borne <i>Penicillium</i> spp.); seed rot, pre-emergent damping off (<i>R. solani</i>)	325 mL
Wheat, rye, triticale	Seed rot/pre-emergent damping-off, seedling blight (seed- and soil-borne <i>Fusarium</i> spp., soil-borne <i>Pythium</i> spp., <i>Cochliobolus sativus</i> , seed-borne <i>Aspergillus</i> spp.); post-emergent damping-off (seed- and soil-borne <i>Fusarium</i> spp., <i>C. sativus</i> , seed-borne <i>Aspergillus</i> spp.); loose smut (<i>Ustilago tritici</i>); common bunt (<i>Tilletia tritici</i> , <i>T. laevis</i>)	Root rot (seed- and soil-borne <i>Fusarium</i> spp., <i>Cochliobolus sativus</i> , <i>Rhizoctonia solani</i>); crown rot (<i>Fusarium</i> spp.); seedling blight (seed-borne <i>Penicillium</i> spp.); seed rot, pre-emergent damping off (<i>R. solani</i>)	325 mL

Application Information:

Raxil PRO is a ready-to-use treatment formulation for use in commercial seed treatment operations and for on-farm treatment with conventional seed treating which can accurately meter, mix and apply flowable seed treatment formulations.

How it Works:

The active ingredient tebuconazole is a triazole demethylation inhibitor (DMI) fungicide with systemic activity. The active ingredient prothioconazole is a demethylation inhibitor with broad-spectrum systemic activity. The active ingredient metalaxyl is an acylalanine fungicide with systemic activity. Refer to "Fungicide Modes of Action" in the Plant Disease Control section for more information.

Tank Mixes:

Insecticide Seed Treatment: May be mixed with *Stress Shield 600*.

Follow the label directions for each product and use the most restrictive precautions and limitations for either product.

Restrictions:

- **Resistance management:** Refer to "Pathogen Resistance" in the Plant Disease Control section for more information.
- **Labelling:** Treated seed must be labeled "This seed has been treated with *Raxil PRO*, which contains tebuconazole, prothioconazole and metalaxyl. When handling treated seed wear chemical-resistant gloves. DO NOT use for feed, food or oil processing. Store away from feeds and other foodstuffs."
- **Grazing:** No restrictions listed.
- **Re-cropping:** No restrictions listed.
- **Storage:** Store product in original container only, away from other pesticides, fertilizer, food or feed. Keep container closed. Store in a cool, dry area and avoid excessive heat.

- **Environment:** Toxic to aquatic organisms. DO NOT contaminate irrigation or drinking water supplies or aquatic habitats by cleaning of equipment or disposal of wastes. Dispose of all excess treated seed. Left over seed may be double-sown around the headland or buried away from water sources. DO NOT leave exposed treated seed on soil surface. Any spilled or exposed seeds must be incorporated into the soil or otherwise cleaned-up from the soil surface. The use of this chemical may result in contamination of groundwater particularly in areas where soils are permeable and/or the depth to the water is shallow.

Hazard Rating:



Caution – Skin Irritant

Refer to the Introduction for an explanation of the symbols.

Raxil PRO Shield Seed Treatment

Raxil PRO Shield is a co-pack of Raxil PRO (tebuconazole, prothioconazole and metalaxyl fungicides) and Stress Shield 600 (imidacloprid insecticide). For other detailed information on the component products see the product pages listed above.

Fungicide Group
3, 4
Insecticide Group
4A

Company:

Bayer (*Raxil PRO* – PCP#30102, *Stress Shield 600* – PCP#30668)

Formulation:


Raxil PRO: 3.0 g/L tebuconazole, 15.4 g/L prothioconazole and 6.2 g/L metalaxyl formulated as a suspension.

Stress Shield 600: 600 g/L imidacloprid formulated as a suspension.

- Container sizes - 10 L *Raxil PRO* and 1.54 L *Stress Shield 600*; 175.5 L *Raxil PRO* and 27 L *Stress Shield 600*

Crops, Diseases, Insects and Rates:

Crop	Diseases Controlled	Diseases Suppressed	Insects Controlled	Rate (per 100 kg of seed)*	
				<i>Raxil PRO</i>	<i>Stress Shield 600</i>
Barley	Seed rot/pre-emergent damping-off, seedling blight (seed- and soil-borne <i>Fusarium</i> spp., soil-borne <i>Pythium</i> spp., <i>Cochliobolus sativus</i> , seed-borne <i>Aspergillus</i> spp.); post-emergent damping-off (seed- and soil-borne <i>Fusarium</i> spp., <i>C. sativus</i> , seed-borne <i>Aspergillus</i> spp.); true loose smut (<i>Ustilago nuda</i>); covered smut (<i>U. hordei</i>); false loose smut (<i>U. nigra</i>); barley leaf stripe (<i>Pyrenophora graminis</i>)	Root rot (seed- and soil-borne <i>Fusarium</i> spp., <i>Cochliobolus sativus</i> , <i>Rhizoctonia solani</i>); crown rot (<i>Fusarium</i> spp.); seedling blight (seed-borne <i>Penicillium</i> spp.); seed rot, pre-emergent damping off (<i>R. solani</i>)	Wireworm	325 mL	50 mL
Oats	Seed rot/pre-emergent damping-off, seedling blight (seed- and soil-borne <i>Fusarium</i> spp., soil-borne <i>Pythium</i> spp., <i>Cochliobolus sativus</i> , seed-borne <i>Aspergillus</i> spp.); post-emergent damping-off (seed- and soil-borne <i>Fusarium</i> spp., <i>C. sativus</i> , seed-borne <i>Aspergillus</i> spp.); Covered smut (<i>Ustilago kolleri</i>); loose smut (<i>U. avenae</i>)	Root rot (seed- and soil-borne <i>Fusarium</i> spp., <i>Cochliobolus sativus</i> , <i>Rhizoctonia solani</i>); crown rot (<i>Fusarium</i> spp.); seedling blight (seed-borne <i>Penicillium</i> spp.); seed rot, pre-emergent damping off (<i>R. solani</i>)	Wireworm	325 mL	50 mL
Wheat, rye and triticale	Seed rot/pre-emergent damping-off, seedling blight (seed- and soil-borne <i>Fusarium</i> spp., soil-borne <i>Pythium</i> spp., <i>Cochliobolus sativus</i> , seed-borne <i>Aspergillus</i> spp.); post-emergent damping-off (seed- and soil-borne <i>Fusarium</i> spp., <i>C. sativus</i> , seed-borne <i>Aspergillus</i> spp.); loose smut (<i>Ustilago tritici</i>); common bunt (<i>Tilletia tritici</i> , <i>T. laevis</i>)	Root rot (seed- and soil-borne <i>Fusarium</i> spp., <i>Cochliobolus sativus</i> , <i>Rhizoctonia solani</i>); crown rot (<i>Fusarium</i> spp.); seedling blight (seed-borne <i>Penicillium</i> spp.); seed rot, pre-emergent damping off (<i>R. solani</i>)	Wireworm	325 mL	50 mL

Hazard Rating:
 **Stress Shield 600:** Warning – Poison

 **Raxil PRO:** Caution – Skin Irritant

Refer to the Introduction for an explanation of the symbols.

Reason 500SC

Fungicide Group
11

Company:

Gowan (PCP#27462)

Formulation:

500 g/L fenamidone formulated as a suspension concentrate.

- Container size - 2 L

Crops, Diseases and Rates:

Crop	Diseases Controlled	Rate (per 100 kg of seed)*
Potato	Seed-borne late blight (<i>Phytophthora infestans</i>)	10 mL

Application Information:

For optimal disease control, good coverage of the seed piece is required. Apply specified dosage as a diluted spray using equipment that ensures uniform coverage of each seed piece.

Agitate or stir the slurry solution as needed. Apply only in areas with adequate ventilation or in areas that are equipped to remove spray mist or dust. It is recommended to periodically clean and sanitize all surfaces which may come in contact with cut seed-pieces (i. e. cutting machines, tables, knives, planting equipment etc.). Seed pieces must be treated immediately after cutting. DO NOT use treated seed pieces for food, feed, or fodder. As part of the seed cutting and treating process, application of an absorbent ingredient is recommended to improve suberization.

How it Works:


The active ingredient fenamidone is a strobilurin fungicide with contact activity. To be used as a preventative and inhibitive (spore germination and antisporeulant) fungicide application. Refer to "Fungicide Modes of Action" in the Plant Disease Control section for more information.

Tank Mixes:

Reason 500 SC can be tank mixed with *Titan* and *Emesto Silver Titan* or *Emesto Silver* for application as a seed-piece treatment of potato when additional disease control and/or insect control is required. Refer to the registered label of each tank mix partner for application rate, precautions and directions for use associated with those products. Follow the most restrictive label precautions and limitations.

Restrictions:

- **Resistance management:** Refer to "Pathogen Resistance" in the Plant Disease Control section for more information. If following a seed treatment application of *Revus* with foliar applications of this product, apply a fungicide belonging to a group other than Group 40 as the first foliar application of the season. DO NOT apply more than 243 g mandipropamid per acre per year.
- **Maximum number of applications:** DO NOT exceed 6 applications, or 0.48 L per acre, of this product per season.
- **Grazing:** No restrictions listed.
- **Preharvest interval:** 14 days.
- **Re-entry:** DO NOT re-enter treated areas until residues have dried.
- **Re-cropping:** A 30 day plant-back interval is required for potato and all other crops.
- **Storage:** DO NOT allow product to freeze. If stored more than 1 year, shake well before using. Keep away from fire, open flame or other sources of heat. Store in tightly closed container away from fertilizer, seeds, feed or food
- **Environment:** For ground application, maintain an 8 m buffer zone between areas sprayed and aquatic systems. For aerial application, allow a 10 m buffer. Toxic to fish and other aquatic organisms; DO NOT apply where runoff is likely to occur.

Hazard Rating:
 Caution Poison – Eye Irritant

Refer to the Introduction for an explanation of the symbols.

Revus

Fungicide Group
40

Company:

Syngenta Canada Inc. (PCP#29074)

Formulation:

250 g/L mandipropamid formulated as a suspension.

- Container size - 10 kg

Crops, Diseases and Rates:

Crop	Diseases Controlled	Diseases Suppressed	Rate (per 100 kg of seed)*
Potato	Seed-borne late blight (<i>Phytophthora infestans</i>)	Pink rot (<i>Phytophthora erythroseptica</i>)	13 to 26 mL

* Use the higher rate when conditions favour heavy infection pressure.

Application Information:

Apply using standard seed treating equipment that provides uniform seed coverage. Uneven or incomplete seed coverage may not get the desired level of disease control. Add sufficient water to allow for a slurry volume that will allow for sufficient coverage. Wear coveralls over long-sleeved shirt, long pants, chemical-resistant gloves, socks and boots during mixing, loading, application, clean-up and repair. When handling or planting treated potato seed pieces, workers must wear a long-sleeved shirt, long pants, gloves, socks and boots. DO NOT use open treating equipment when treating potato seed pieces. This product must be applied using a closed treatment system.

How it Works:

The active ingredient mandipropamid is a carboxylic acid amid (CAA) with contact and systemic activity. Refer to "Fungicide Modes of Action" in the Plant Disease Control section for more information.

Tank Mixes:

None listed.

Restrictions:

- **Resistance management:** Refer to "Pathogen Resistance" in the Plant Disease Control section for more information. If following a seed treatment application of *Revus* with foliar applications of this product, apply a fungicide belonging to a group other than Group 40 as the first foliar application of the season. DO NOT apply more than 243 g mandipropamid per acre per year.
- **Labelling:** No restrictions listed.
- **Grazing:** No restrictions listed.
- **Re-cropping:** No restrictions listed.
- **Storage:** Store in a cool, dry place away from food, beverages, and tobacco products. To prevent contamination store this product away from food and feed.
- **Environment:** DO NOT apply this product directly to freshwater habitats, estuarine/marine habitats. DO NOT contaminate irrigation or drinking water supplies or aquatic habitats by cleaning of equipment or disposal of wastes.

Hazard Rating:



Warning – Poison



Caution – Skin Irritant

Potential Skin Sensitizer

Refer to the Introduction for an explanation of the symbols.

Saltro

Fungicide Group

7

Company:

Syngenta Canada Inc. (PCP#33643)

Formulation:

500 g/L pydiflumetofen formulated as a flowable suspension.

- Container sizes - 1 to 1050 L

Crops, Diseases and Rates:

Crop	Diseases Suppressed	Rate (per 100 kg of seed)
Canola	Seed and air-borne blackleg	80 mL

Application Information:

For commercial seed treatment (including mobile treaters).

How it Works:

The active ingredient pydiflumetofen is a N-methoxy-(phenyl-ethyl)-pyrazole-carboxamide, unique within the carboxamide (SDHI) fungicides. Refer to "Fungicide Modes of Action" in the Plant Disease Control section for more information.

Tank Mixes:

Fortenza 600 FS, Helix Vibrance, Prosper EverGol, Rascendo.

Restrictions:

- **Resistance management:** Refer to "Pathogen Resistance" in the Plant Disease Control section for more information.
- **Labelling:** Canola seed treated with *Saltro* (bulk or bagged) must be labeled with the following statements: "DO NOT use for food, feed or oil processing. This seed has been treated with the fungicide pydiflumetofen. Store this product away from food or feed. Keep out of reach of children and animals. During handling and planting treated seeds, wear a long-sleeved shirt, long pants, chemical-resistant gloves, socks and shoes. Wear a NIOSH-approved N95 (minimum) filtering facepiece respirator (dust mask) that is properly fit tested when transferring treated seed to the planter/seeder."
- **Grazing:** DO NOT graze or feed livestock on treated crops.
- **Re-cropping:** DO NOT plant any crop other than potatoes and tuberous and corm vegetable subgroup (CG 1C), leafy greens vegetables subgroup (CG 4-13A), dried shelled pea and bean subgroup (CSG 6C), soybeans, peanut, fruiting vegetables crop group, (CG 8-09), cucurbit vegetables crop group (CG 9), cereals (wheat, barley, oats, rye, triticale), corn, rapeseed subgroup (CSG 20A), or leaf petiole vegetables subgroup (CSG 22B) immediately into fields which treated seeds were planted. DO NOT plant leaves of root and tuber vegetable crops or root and tuberous vegetables, except CSG 1C, sorghum, buckwheat, millet and teosinte or any other crops intended for food and feed, within 30 days to fields in which treated seeds were planted.
- **Storage:** Ideal storage temperature is above freezing and below 30°C. Repeated freeze-thawing of *Saltro* will not affect the physical integrity of the product. If the product should freeze, bring the product back to room temperature and ensure the contents are mixed well prior to application. Store this product away from food or feed.
- **Environment:** Toxic to small wild mammals. Any spilled or exposed seeds must be incorporated into the soil or otherwise cleaned-up from the soil surface.

Hazard Rating:



Caution – Poison

Refer to the Introduction for an explanation of the symbols.

Sharda METEB 11ST

Fungicide Group
3, 4

Company and Formulation:

Sharda Crop Chem distributed by UAP Canada (PCP#34038)

Formulation:

5.0 g/L tebuconazole and 6.6 g/L metalaxyl formulated as a suspension.

- Container sizes - 10 L, 110 L drums, 200 L, 1000 L

Crops, Diseases and Rates:

Crop	Diseases Controlled	Diseases Suppressed	Rate (per 100 kg of seed)
Barley	True loose smut (<i>Ustilago nuda</i>), covered smut (<i>Ustilago hordei</i>), false loose smut (<i>Ustilago nigra</i>), seed rot and pre-emergent damping-off caused by seed- and soil-borne <i>Fusarium</i> spp., seedling blight caused by seed-borne <i>Fusarium</i> spp., damping-off caused by <i>Pythium</i> spp.	Root and crown rot caused by seed- and soil-borne <i>Fusarium</i> species, common root rot caused by seed- and soil-borne <i>Cochliobolus sativus</i> , seed rot and pre-emergent damping-off caused by seed- and soil-borne <i>Cochliobolus sativus</i> , seedling blight caused by seed-borne <i>Cochliobolus sativus</i>	300 mL
Oats	Covered smut (<i>Ustilago kollerii</i>), loose smut (<i>Ustilago avenae</i>), seed rot and pre-emergent damping-off caused by seed- and soil-borne <i>Fusarium</i> spp., seedling blight caused by seed-borne <i>Fusarium</i> spp., damping-off caused by <i>Pythium</i> spp.	Root and crown rot caused by seed- and soil-borne <i>Fusarium</i> species, common root rot caused by seed- and soil-borne <i>Cochliobolus sativus</i> , seed rot and pre-emergent damping-off caused by seed- and soil-borne <i>Cochliobolus sativus</i> , seedling blight caused by seed-borne <i>Cochliobolus sativus</i>	
Wheat, rye, triticale	Loose smut (<i>Ustilago tritici</i>), common bunt or stinking smut (<i>Tilletia tritici</i> , <i>T. laevis</i>), seed rot and pre-emergent damping-off caused by seed- and soil-borne <i>Fusarium</i> spp., seedling blight caused by seed-borne <i>Fusarium</i> spp., damping-off caused by <i>Pythium</i> spp., seed-borne <i>Septoria nodorum</i>	Root and crown rot caused by seed- and soil-borne <i>Fusarium</i> species, common root rot caused by seed- and soil-borne <i>Cochliobolus sativus</i> , seed rot and pre-emergent damping-off caused by seed- and soil-borne <i>Cochliobolus sativus</i> , seedling blight caused by seed-borne <i>Cochliobolus sativus</i>	

Application Information:

Commercial or on farm treating equipment that can control the application rates and provide good distribution of the chemical onto the seed in the mixing chamber. Review the product label before use for further instructions.

How it Works:

The active ingredient tebuconazole is a triazole demethylation inhibitor (DMI) fungicide with systemic activity. The active ingredient metalaxyl is an acylalanine fungicide with systemic activity. Refer to "Fungicide Modes of Action" in the Plant Disease Control section for more information.

Tank Mixes:

None listed.

Restrictions:

- **Resistance management:** Refer to "Pathogen Resistance" in the Plant Disease Control section for more information.
- **Labelling:** All containers or packages containing treated seed for sale or use in Canada must be labeled or tagged as follows:
"This seed has been treated with *Sharda METEB 11ST* fungicide containing tebuconazole and metalaxyl. Wear coveralls or a long-sleeved shirt and long pants, NIOSH-approved N95 (minimum) filtering facepiece respirator (dust mask), shoes plus socks and chemical resistant gloves when handling treated seed, stacking bags, or transferring to storage bin. DO NOT use for food, feed, or oil processing. DO NOT graze or feed livestock on treated areas for 4 weeks after planting. DO NOT contaminate feed or foodstuffs with treated seed. Do not apply this product directly to freshwater habitats (such as lakes, rivers, sloughs, ponds, prairie potholes, creeks, marshes, streams, reservoirs, ditches, and wetlands), estuaries or marine habitats. Do not contaminate irrigation or drinking water supplies or aquatic habitats by cleaning of equipment or disposal of wastes. Do not expose treated seeds on soil surface. Any spilled or exposed seed must be incorporated into the soil or otherwise cleaned-up from the soil surface. Dispose of all excess treated seed. Leftover treated seed may be double sown around the headland or buried away from water sources in accordance with local requirements. Dispose of seed packaging in accordance with local requirements. DO NOT re-use bags from treated seed to handle food or feed products."
- **Grazing:** DO NOT graze or feed livestock on treated areas for 4 weeks after planting.
- **Re-cropping:** No restrictions listed.
- **Storage:** DO NOT freeze. Store product in original container only, away from other pesticides, fertilizer, food or feed. Store in a cool, dry place and avoid excessive heat. Keep container closed. DO NOT contaminate water, food, or feed by storage, disposal, or by cleaning of equipment.
- **Environment:** DO NOT contaminate irrigation or drinking water supplies or aquatic habitats by cleaning of equipment or disposal of wastes. Any spilled or exposed seeds must be incorporated into the soil or otherwise cleaned-up from the soil surface.

Hazard Rating:

None listed.

Stadium

Fungicide Group
11, 3, 12

Company:

Syngenta Canada Inc. (PCP#31050)

Formulation:

143 g/L azoxystrobin, 112 g/L difenoconazole and 143 g/L fludioxonil formulated as a suspension concentrate seed treatment.

Crops and Diseases:

For use in post-harvest treatment of potatoes to control fusarium dry rot (*Fusarium* spp.) and to suppress silver scurf (*Helminthosporium solani*).

Rate and Application Information:

Stadium is a suspension concentrate that must be diluted with water and applied at the rate of 32.5 mL per tonne of potatoes. Finally spray solution should deliver an application rate of 2 L (*Stadium* + water) per metric tonne of potatoes. Application is for in-line as an aqueous spray. Tubers should be rotating along a conveyor line in a single layer to ensure proper coverage. DO NOT make more than one post-harvest application to the tubers.

How it Works:

The active ingredient azoxystrobin is a methoxyacrylate (strobilurin) fungicide with broad spectrum activity to be used as a preventative and curative fungicide, difenoconazole is a triazole fungicide with broad-spectrum systemic activity and fludioxonil is phenylpyrrole fungicide with contact activity. Refer to "Fungicide Modes of Action" in the Plant Disease Control section for more information.

Tank Mixes:

None listed.

Restrictions:

- **Resistance management:** Refer to "Pathogen Resistance" in the Plant Disease Control section for more information.
- **Labelling:** No restrictions listed.
- **Grazing:** No restrictions listed.
- **Re-cropping:** This product is restricted to table and processing potatoes.
- **Storage:** Store in a cool dry place. DO NOT store food, beverages or tobacco products in storage area.
- **Environment:** This product is toxic to fish and aquatic invertebrates. DO NOT apply directly to water or to areas where surface water is present. DO NOT allow contaminated waste water from the processing areas to enter lakes, streams, ponds or other waters. DO NOT contaminate irrigation or drinking water supplies or aquatic habitats by cleaning of equipment or disposal of wastes.

Hazard Rating:

Warning – Poison

Refer to the Introduction for an explanation of the symbols.

Straxan

**Fungicide Group
3, 4****Company:**

Corteva Agriscience (PCP#34928)

Formulation: Straxan is formulated as a suspension.

Active ingredient	
Difenoconazole	36.3 g/L
Metalaxyl	12.6 g/L
Tebuconazole	4.6 g/L
Container sizes:	2 x 9.5L case, 113.5L drum

Crops, Diseases and Rates:

Crop	Diseases Controlled	Diseases Suppressed	Rate (per 100 kg of seed)
Wheat, Rye, Triticale	Seed rot/pre-emergence damping-off caused by <i>Aspergillus</i> spp., and <i>Penicillium</i> spp. Loose smut (<i>Ustilago tritici</i>) Common bunt and stinking smut (<i>Tilletia caries</i> , <i>T. tritici</i> , <i>T. laevis</i>) Dwarf bunt (<i>Tilletia controversa</i>) on wheat and rye only. Seed rot and pre-emergent damping-off caused by seed- and soil-borne <i>Fusarium</i> spp. Seedling blight caused by seed-borne <i>Fusarium</i> spp. Damping-off caused by <i>Pythium</i> spp.	Root and Crown rot caused by seed- and soil-borne <i>Fusarium</i> spp. Common root rot caused by seed- and soil-borne <i>Cochliobolus sativus</i> Seed rot and pre-emergent damping-off caused by seed- and soil-borne <i>Cochliobolus sativus</i> Seedling blight caused by seed-borne <i>Cochliobolus sativus</i> Take-all (<i>Gaeumannomyces graminis</i>)	325 mL
Barley	Seed rot/pre-emergence damping-off caused by <i>Aspergillus</i> spp., and <i>Penicillium</i> spp. True loose smut (<i>Ustilago nuda</i>) Covered smut (<i>Ustilago hordei</i>) False loose smut (<i>Ustilago nigra</i>) Seed rot and pre-emergent damping-off caused by seed- and soil-borne <i>Fusarium</i> spp. Seedling blight caused by seed-borne <i>Fusarium</i> spp. Damping-off caused by <i>Pythium</i> spp.	Root and Crown rot caused by seed- and soil-borne <i>Fusarium</i> species Common root rot caused by seed- and soil-borne <i>Cochliobolus sativus</i> Seed rot and pre-emergent damping-off caused by seed- and soil-borne <i>Cochliobolus sativus</i> Seedling blight caused by seed-borne <i>Cochliobolus sativus</i>	325 mL
Oats	Seed rot/pre-emergence damping-off caused by <i>Aspergillus</i> spp., and <i>Penicillium</i> spp. Covered smut (<i>Ustilago kollerii</i>) Loose smut (<i>Ustilago avenae</i>) Seed rot and pre-emergent damping-off caused by seed- and soil-borne <i>Fusarium</i> spp. Seedling blight caused by seed-borne <i>Fusarium</i> spp. Damping-off caused by <i>Pythium</i> spp.	Root and Crown rot caused by seed- and soil-borne <i>Fusarium</i> species Common root rot caused by seed- and soil-borne <i>Cochliobolus sativus</i> Seed rot and pre-emergent damping-off caused by seed- and soil-borne <i>Cochliobolus sativus</i> Seedling blight caused by seed-borne <i>Cochliobolus sativus</i>	325 mL

Application Information:

Straxan Fungicide Seed Treatment is a ready-to-use water-based formulation for use in commercial seed treatment plants, and for on-farm treatment using standard gravity flow or mist type seed treatment equipment which accurately meters and mixes a flowable seed treatment. Straxan Fungicide Seed Treatment may also be used in a treat-on-the-go air seeder. The equipment must provide uniform coverage of Straxan Fungicide Seed Treatment on the seed. Uneven seed coverage may not give the desired level of disease control. This product does not require the addition of water for application. Consult the manufacturer of the application equipment planned to be used for suitability for this application and for instructions on operation and calibration of the equipment. Water can be added to Straxan Fungicide Seed Treatment to create a slurry if additional seed coverage is required. Total application volume must be adjusted to reflect the additional volume so that the correct amount of Straxan Fungicide Seed Treatment is applied to each unit of seed (325 mL/100 kg).

How it Works:

Straxan contains the active ingredients difenoconazole, metalaxyl and tebuconazole. Difenoconazole and Tebuconazole are triazole fungicides (Group 3) with broad-spectrum systemic activity. Metalaxyl is a member of the acylalanine chemical group (Group 4) and interrupts fungal nucleic acid synthesis.

Refer to "Fungicide Modes of Action" in the Plant Disease Control section for more information.

Tank Mixes:

Lumivia CPL is a supported tank mix partner for wheat, barley oats, and rye.

Restrictions:

- **Labelling:** Treated seed must be labeled "This seed has been treated with Straxan Fungicide Seed Treatment which contains the fungicides difenoconazole, metalaxyl and tebuconazole. Do not use treated seed for food, feed or oil processing. Store away from feeds and other foodstuffs. During handling and planting of commercially treated seeds, wear coveralls over a long-sleeved shirt, long pants, chemical-resistant gloves, socks and shoes. Use a closed-cab tractor when planting. Gloves are not required within the closed cab. Any spilled or exposed seeds and dust must be incorporated into the soil or cleaned up from the soil surface."
- **Storage:** Store product in original container only, away from other pesticides, fertilizer, food or feed. Store in a cool, dry place and avoid excessive heat. Keep container closed. DO NOT contaminate water, food, or feed by storage, disposal, or by cleaning of equipment.
- **Grazing:** Do not graze, feed green forage or cut for hay within 35 days of planting of cereals. DO NOT plant any crop other than cereals within 30 days to fields in which treated seeds were planted.
- **Environmental Restrictions:** DO NOT contaminate irrigation or drinking water supplies or aquatic habitats by cleaning of equipment or disposal of wastes. Toxic to aquatic organisms. Toxic to birds and small wild mammals. Any spilled or exposed seeds must be incorporated into the soil or otherwise cleaned-up from the soil surface. This product demonstrates the properties and characteristics associated with chemicals detected in groundwater. The use of this product in areas where soils are permeable, particularly where the water table is shallow, may result in groundwater contamination.

Hazard Rating:

None listed.

StorOx

Fungicide Group
NC

Company:

Manufactured by BioSafe Systems LLC (PCP#27432)

Distributed in Western Canada by Storcool Potato Services

Formulation:

27% hydrogen peroxide.

- Container size - 10 to 220 L

Crops and Diseases:

Control of fusarium tuber rot (*Fusarium* spp.), bacterial soft rot and silver scurf (*Helminthosporium solani*) in potato.

Rate and Application Information:

Prior to storage and in storage treatment for harvested potato tubers.

As a spray treatment for newly harvested potatoes before storage: 100 mL of *StorOx* per 10 L water. Spray diluted solution on tuber to runoff to achieve full and even coverage. Use 4.15 to 8.3 L water per tonne of potatoes.

As application to potatoes in storage as a direct injection into humidification water: 100 mL *StorOx* per 10 L water. Apply diluted product for at least 20 minutes per day, based on a humidification airflow rate of 0.6 cfm.

Tank Mixes:

May be used in conjunction with a growth inhibitor during humidification. Should not be combined or mixed with pesticides or fertilizer.


How it Works:


Hydrogen peroxide is an inorganic compound with contact activity against fungi and bacteria. Refer to "Fungicide Modes of Action" in the Plant Disease Control section for more information.

Restrictions:

- **Storage:** Store in cool, well ventilated area away from direct sunlight. Since *StorOx* is a strong oxidizing agent, contact with combustibles may cause fire.
- **Environmental:** DO NOT discharge effluent containing *StorOx* into lakes, streams, ponds or other bodies of water. DO NOT permit this product to enter surface or ground water.

Hazard Rating:

 Danger – Corrosive to Eyes

 Warning – Skin Irritant

Other Precautions: This product is corrosive to metal surfaces; rinse all application equipment thoroughly with water after use. DO NOT enter treated storage bins until the hydrogen peroxide air concentrations are below exposure levels established by occupational health and safety authorities.

Teraxxa F4

Fungicide Group
3, 4, 7, 11
Insecticide Group
30

Company:

BASF Canada Inc. (PCP#33667)

Formulation:

16.7 g/L broflanilide, 16.7 g/L triticonazole, 10.0 g/L metalaxyl, 8.35 g/L fluxapyroxad, 16.7 g/L pyraclostrobin formulated as a suspension concentrate.

- Container sizes - 2 x 9.8 L case, 120 L drum, 450 L tote

Crops, Diseases and Rates:

Crop	Diseases Controlled	Diseases Suppressed	Insects Controlled	Rate (per 100 kg of seed)
Wheat	Loose smut (<i>Ustilago tritici</i>), common bunt (<i>Tilletia tritici</i> , <i>T. laevis</i>)	Seedling blight and root rot (<i>Cochliobolus sativus</i>): fusarium crown and root rot (<i>Fusarium</i> spp.)	Wireworm (all species)	300 mL
Barley	Smuts (<i>Ustilago nuda</i> , <i>U. hordei</i> , <i>U. nigra</i>)		Wireworm (all species)	300 mL
Oats	Smuts (<i>Ustilago avenae</i> , <i>U. kollerii</i>)			
Rye	Common bunt (<i>Tilletia tritici</i> , <i>T. laevis</i>)			
Triticale	Common bunt (<i>Tilletia tritici</i> , <i>T. laevis</i>)			
Wheat, barley, oat, canaryseed, rye, triticale, annual canarygrass grown for human consumption	Seed rot, damping off, seedling blight and root rot caused by <i>Fusarium</i> spp., <i>Rhizoctonia solani</i> , and <i>Pythium</i> spp., seed rot and pre-emergent damping off caused by <i>Cochliobolus sativus</i> . Suppression of seedling blight and root rot caused by <i>Cochliobolus sativa</i> .			

Application Information:

Apply *Teraxxa F4* as a water-based mixture using standard slurry or mist-type seed treatment application equipment. The required amount of *Teraxxa F4* should then be diluted with the recommended amount of water that will provide uniform and complete coverage on the seed surface.

How it Works:

The active ingredient broflanilide is a GABA-gated chloride channel moderator with contact activity. The active ingredient triticonazole is a triazole fungicide that provides systemic broad spectrum activity. The active ingredient metalaxyl is an acylalanine fungicide with systemic activity. Fluxapyroxad is a carboximide fungicide that provides systemic broad spectrum protection. The active ingredient pyraclostrobin is a strobilurin fungicide with broad spectrum contact and systemic activity.

Tank Mixes:

None listed.

Restrictions:

DO NOT use for food, feed or oil processing. This seed is treated with broflanilide, pyraclostrobin, fluxapyroxad, triticonazole and metalaxyl.

Hazard Rating:

Warning – Contains the Allergen Soy



Caution – Skin Irritant

Trifloxystrobin + Metalaxyl

Obex/VIKING Grimstad

Fungicide Group
11, 4

Company:

AgraCity Crop & Nutrition Ltd. (Obex – PCP#34858)

Viking Crop Production Partners Inc. (VIKING Grimstad – PCP#34970)

Formulation: Formulated as a suspension.

Active ingredient	
Trifloxystrobin	13.5 g/L
Metalaxyl	10.8 g/L
Container sizes:	0.946L, 1L, 10 L, 100L, 200L, 1000L

Crops, Diseases and Rates:

Crop	Diseases Controlled	Diseases Suppressed	Rate (per 100 kg of seed)
Soybeans	Seed decay / pre-emergence damping-off and post-emergence damping-off caused by <i>Rhizoctonia solani</i> , <i>Fusarium</i> spp., and <i>Pythium</i> spp. Seed decay / pre-emergence damping-off caused by <i>Phomopsis longicolla</i> .	-	370 mL
Dry Beans	Seed decay / pre-emergence damping-off and post-emergence damping-off caused by <i>Rhizoctonia solani</i> , <i>Fusarium</i> spp, and <i>Pythium</i> spp.	-	370 mL
Field Pea Chickpea	Seed decay / pre-emergence damping-off and post-emergence damping-off caused by <i>Rhizoctonia solani</i> , <i>Fusarium</i> spp, and <i>Pythium</i> spp.	Seed-borne ascochyta blight caused by <i>Ascochyta</i> spp.	370 mL
Lentil	Seed decay / pre-emergence damping-off and post-emergence damping-off caused by <i>Rhizoctonia solani</i> , <i>Fusarium</i> spp., and <i>Pythium</i> spp. Seed rot / pre-emergence damping-off, post-emergence damping-off and seedling blight caused by <i>Botrytis cinerea</i> (seed-borne)	Seed-borne ascochyta blight caused by <i>Ascochyta</i> spp.	370 mL

Application Information:

These Seed Treatment Fungicides are ready-to-use formulations designed for commercial or on-farm treating with conventional seed treating equipment. If diluted with water by greater than 10% by volume, ensure agitation of the mixture prior to application to seed. Compatible with *Rhizobium*-based inoculants. Please check with inoculant manufacturers for further details prior to use.

How it Works:

Metalaxyl is a Group 4 fungicide as classified by the Fungicide Resistance Action Committee (FRAC); its mode of action is the interruption of fungal nucleic acid synthesis. Trifloxystrobin belongs to the strobilurin or Quinone Outside Inhibitors (Qol) class of fungicides (Group 11).

Refer to "Fungicide Modes of Action" in the Plant Disease Control section for more information.

Tank Mixes:

None.

Restrictions:

- **Grazing:** DO NOT feed or graze livestock for four weeks after planting. Treated seed must not be used for food, feed or oil processing.

- **Storage:** Store product in original container only, away from other pesticides, fertilizer, food or feed. DO NOT store below 0°C. This product cannot be frozen must be placed in a heated or adequately insulated area to avoid sub-zero temperatures. Store in a cool, dry place and avoid excessive heat. Keep container closed. Do not contaminate water, food, or feed by storage, disposal, or by cleaning of equipment
- **Environmental Restrictions:** Any spilled or exposed seeds must be incorporated into the soil or otherwise cleaned up from the soil surface. This product demonstrates the properties and characteristics associated with chemicals detected in groundwater. The use of this product in areas where soils are permeable, particularly where the water table is shallow, may result in groundwater contamination.

Hazard Rating:

None listed.

Trilex EverGol Fungicide Seed Treatment

Fungicide Group

4, 7, 11

Trilex EverGol is a co-pack of Trilex Component A (penflufen and trifloxystrobin fungicides) and Trilex Component B (metalaxyl fungicide). Trilex Component A and Trilex Component B are not sold individually.

Company:

Bayer (Trilex Component A – PCP#30644, Trilex Component B – PCP#30645)

Formulations:

Trilex Component A: 154 g/L penflufen and 154 g/L trifloxystrobin formulated as a liquid based water formulation.

- Container sizes - 1.5 L or in bulk package 6.49 L

Trilex Component B: 317 g/L metalaxyl formulated as a suspension.

- Container sizes - 0.96 L or in bulk package 4.15 L

Crops, Diseases and Rates:

Crop	Diseases		Rate (per 100 kg of seed)	
	Trilex Component A	Trilex Component B	Trilex Component A	Trilex Component B
Chickpea	Control of seed decay/pre-emergence damping-off and post-emergence damping-off (<i>Rhizoctonia solani</i> , <i>Fusarium</i> spp., and <i>Botrytis cinerea</i>); seedling blight (<i>B. cinerea</i>)	Seed rots and seedling blights (<i>Pythium</i> spp.)	25 mL	16 mL
Dry Bean				
Faba bean	Suppression of seedborne Ascochyta blight (<i>Ascochyta</i> spp.)	-	25 to 32 mL	-
Field pea				
Lentil				

*Add 7 to 1 ratio of water (25 mL of component A + 16 mL of component B + 287 mL of water for a total of 328 mL per 100 kg).

Application Information:

Trilex Component A is a seed treatment formulation for use in commercial seed treatment operations, and for on-farm treating with conventional seed treating equipment which can accurately meter and apply flowable seed treatment formulations. This product is recommended to be diluted with water or another suitable liquid just prior to application to ensure uniform coverage on the seed during the application process. Uniform application to seed is necessary to ensure optimum performance. Allow seeds to dry before bagging, storing or seeding.

Trilex Component B should be mixed with water to form a slurry seed treatment. Mix 500 mL of slurry per 100 kg of seed to be treated. The slurry should be applied as a spray into the mixing chamber of the seed treating equipment to ensure good coverage. When preparing the slurry the following procedure should be used: 1) partially fill the mixing tank with water; 2) add the required quantity of *Trilex Component B* onto the water surface; 3) allow product to disperse and then switch on agitation; 4) top up with extra water to required volume and maintain agitation during use; and 5) add colourant last.

How it Works:

Trilex Component A: The active ingredient penflufen is a carboxamide (SDHI) fungicide with systemic activity. The active ingredient trifloxystrobin is a strobilurin fungicide with broad spectrum preventative activity.

Trilex Component B: The active ingredient metalaxyl is an acylalanine fungicide with systemic activity. Refer to "Fungicide Modes of Action" in the Plant Disease Control section for more information.

Tank Mixes:

Fungicide Seed Treatments: In addition to *Trilex Component B*, *Trilex Component A* may be mixed with *Allegiance FL*. Follow the label directions for each product and use the most restrictive precautions and limitations for either product.

Off-label tank mixes, as previously permitted under the Pest Management Regulatory Agency (PMRA) Off-label Tank Mix Policy memo of 2009 are no longer allowed under new guidance from PMRA. As of December 20, 2022 only products specifically indicated on product labels may be mixed, or when the labels of two or more products to be mixed include the statement quoted in the Introduction.

Restrictions:

- **Resistance management:** Refer to "Pathogen Resistance" in the Plant Disease Control section for more information.
- **Labelling:** Treated seed must be labeled "This seed has been treated with *Trilex Component A* (containing penflufen and trifloxystrobin) and *Trilex Component B* (containing metalaxyl). Wear long-sleeved shirt, long pants and chemical-resistant gloves when handling treated seed. DO NOT use for feed, food or oil processing. Store away from feeds and other foodstuffs."
- **Grazing:** DO NOT graze or feed livestock on treated areas for four weeks after planting.
- **Re-cropping:** Registered crops for *Trilex Component A*, as well as canola, mustard, rapeseed, soybean, alfalfa, corn and cereal grains, may be replanted at any time. For all other crops, DO NOT plant back within 30 days of seeding with *Trilex Component A*-treated seed.
- **Storage:** Store product in original container only, away from other pesticides, fertilizer, food or feed. Keep container closed. Store in a cool, dry area. DO NOT store in direct sunlight. DO NOT store *Trilex Component A* above 40°C or below -10°C. DO NOT store *Trilex Component B* above 35°C or below 0°C.
- **Environment:** Toxic to aquatic organisms. Treated seed may be toxic to birds and other wildlife. DO NOT discharge effluent containing this product into sewer systems, lakes, streams, ponds, estuaries, oceans or other waters. Dispose of all excess treated seed. Left over seed may be double-sown around the headland or buried away from water sources. DO NOT leave exposed treated seed on soil surface. Any spilled or exposed seeds must be incorporated into the soil or otherwise cleaned-up from the soil surface. The use of this chemical may result in contamination of groundwater particularly in areas where soils are permeable and/or the depth to the water is shallow.

Hazard Rating:



***Trilex Component B*:** Warning – Skin and Eye Irritant

Refer to the Introduction for an explanation of the symbols.

Trilex EverGol Shield Seed Treatment

Trilex EverGol SHIELD is a co-pack of *Trilex Component A* (penflufen and trifloxystrobin fungicides), *Trilex Component B* (metalaxyl fungicide), and *Stress Shield 600* (imidacloprid). *Trilex Component A* and *Trilex Component B* are not sold individually. For individual component information, see the product pages listed above.

Fungicide Group
4, 7, 11

Insecticide Group
4A

Company:

Bayer (*Trilex Component A* – PCP#30644, *Trilex Component B* – PCP#30645, *Stress Shield 600* – PCP#30668)

Formulations:

Trilex Component A: 154 g/L penflufen and 154 g/L trifloxystrobin formulated as a liquid based water formulation.

- Container sizes - 1.5 L or in bulk package 6.49 L

Trilex Component B: 317 g/L metalaxyl formulated as a suspension.

- Container sizes - 0.96 L or in bulk package 4.15 L

Stress Shield 600: 600 g/L imidacloprid formulated as a suspension.

Vayantis IV (Co-pack)

Fungicide Group
U17, 7, 4, 12

Company:

Syngenta Canada Inc.

Formulation:

Co-pack contains 3.42L of Vayantis (PCP#34138) and 54.72L of Vibrance Trio (PCP#33310) formulated as a suspension.

Active Ingredient:	Vayantis	Vibrance Trio
Picarbutrazox	400 g/L	-
Sedaxane	-	24.8 g/L
Metalaxyl-M and S-isomer	-	149.3 g/L
Fludioxonil	-	24.8 g/L
Container size:	1 L to 1000 L	

Crops, Diseases and Rate:

Crop	Diseases Controlled	Rate (per 100 kg of seed)
Soybeans	Control of seed rot and pre-and post-emergence damping-off caused by <i>Phytophthora sojae</i> . Seed rot/pre-emergence damping-off, post-emergence damping-off and seedling blight caused by <i>Fusarium</i> spp., <i>Pythium</i> spp. and <i>Rhizoctonia</i> spp. Seedling root rot caused by <i>Fusarium</i> spp. Seed rot and seedling blight caused by seed-borne <i>Phomopsis</i> spp. Early season root rot caused by <i>Phytophthora megasperma</i> var. <i>sojae</i>	Vayantis 6.25 mL + Vibrance Trio 100 mL

Application Information:

For use in commercial seed treatment (facilities and mobile treaters) with closed-transfer, including closed mixing, loading, calibrating, and closed-treatment equipment only. No open transfer is permitted.

VAYANTIS Seed Treatment mixes easily with water. When mixing with products from other manufacturers, the compatibility should be tested prior to use by conducting a jar test; mixing all intended seed treatments with the appropriate amount of water in a clear glass container, mix well, and allow to sit for one hour. Remix and observe for incompatibility.

VAYANTIS Seed Treatment may be applied as a seed treatment following the guidelines specified in the Directions for Use section of the label. Ensure product is thoroughly mixed prior to application. Apply VAYANTIS Seed Treatment as a water-based slurry utilizing standard slurry seed treatment equipment that provides uniform seed coverage. Uneven or incomplete seed coverage may not give the desired level of disease control. Thoroughly mix the recommended amount of VAYANTIS Seed Treatment into the required amount of water for the slurry treater and dilution rate to be used. Follow the manufacturer's application instructions for the seed treatment equipment being used. Maintain constant agitation of the slurry during the seed treatment process. Allow the seed to dry before bagging.

Depending on planting equipment, seed treated with VAYANTIS Seed Treatment or a combination of VAYANTIS Seed Treatment and other seed treatment products may not flow through planting equipment at the same rate as untreated seed. Recalibrate the equipment before planting treated seed.

How it Works:

Picarbutrazox is an ingredient belonging to the tetrazolyloxines chemical group of fungicides (FRAC U17). Picarbutrazox is a systemic fungicide developed to protect soybeans from key diseases like *Pythium* and *Phytophthora* caused by oomycete plant pathogens. In combination with metalaxyl-M, picarbutrazox improves the consistency of oomycete protection through overlapping effective modes of action. Sedaxane is a succinate dehydrogenase inhibitor fungicide with preventative and systemic activity that inhibits fungal metabolism by binding to the succinate dehydrogenase enzyme to disrupt cellular respiration and energy generation. Fludioxonil is a phenylpyrrole fungicide with contact activity. Refer to "Fungicide Modes of Action" in the Plant Disease Control section for more information.

Tank Mixes:

None listed.

Restrictions:

- **Labelling:** KEEP TREATED SEED OUT OF REACH OF CHILDREN AND ANIMALS. All containers or packages containing treated seed for sale or use in Canada must be labelled or tagged as follows: This seed has been treated with VAYANTIS Seed Treatment, which contains picarbutrazox. Do not use for feed, food or oil processing. Store this product away from food or feed. When handling and planting treated seed, wear a long-sleeved shirt, long pants, chemical-resistant gloves, socks and shoes. Gloves are not required within a closed-cab tractor. For good hygiene practice, it is also recommended to wear a NIOSH-approved N95 (minimum) filtering facepiece respirator (dust mask) that is properly fit tested during all job activities. This product is toxic to aquatic invertebrates. Dispose of all excess treated seed. Dispose of seed packaging in accordance with local requirements. Any spilled or exposed seeds must be incorporated into the soil or otherwise cleaned-up from the soil surface.
- **Grazing:** DO NOT graze or feed livestock on treated area for 45 days after planting soybeans.
- **Re-cropping:** DO NOT plant any crop other than cereals, corn, soybeans, members of Crop Subgroup 6C (Dried shelled peas and beans, chickpeas, lentils and fava beans) or members of Crop Subgroup 20A (Canola/rapeseed subgroup), within 60 days to fields in which treated seeds were planted.
- **Storage:** Store this product away from food or feed. Ideal storage temperature is above freezing and below 30 °C. Repeated freeze-thawing of VIBRANCE TRIO Seed Treatment will not affect the physical integrity of the product. If the product should freeze, bring the product back to room temperature and ensure the contents are mixed well prior to application. To prevent contamination store this product away from food or feed.
- **Environmental Restrictions:** Toxic to aquatic organisms.
 - DO NOT contaminate irrigation or drinking water supplies or aquatic habitats by cleaning of equipment or disposal of wastes. Any spilled or exposed seeds must be incorporated into the soil or otherwise cleaned-up from the soil surface.
 - This product demonstrates the properties and characteristics associated with chemicals detected in groundwater. The use of this product in areas where soils are permeable, particularly where the water table is shallow, may result in groundwater contamination.

Hazard Rating:

Warning – contains the allergen soy

Vibrance Maxx RFC/RTA

Fungicide Group
4, 7, 12

Vibrance Maxx RTA is a co-pack of Apron Maxx RTA (fludioxonil and metalaxyl-M and S-isomer fungicides and Vibrance 500 FS (sedaxane fungicide). Vibrance Maxx RFC is a pre-mix formulation. For other detailed information on the component products see the product pages listed above.

Company:

Syngenta Canada Inc. (Apron Maxx RTA – PCP#27577, Vibrance 500 FS – PCP#30438, Vibrance Maxx RFC – PCP#32272)

Formulations:

Apron Maxx RTA: 0.73% fludioxonil, 1.10% metalaxyl-M and S-isomer formulated as a suspension.

Vibrance 500 FS: 500 g/L sedaxane formulated as a suspension.

Vibrance Maxx RFC: 50 g/L sedaxane, 37.5 g/L metalaxyl-M and S-isomer and 25 g/L fludioxonil.

- Container sizes - 2 x 3.075 L jugs per case, 56.78 L drum
- Vibrance Maxx RTA co-packs container size - 115 L Apron Maxx RTA + 3.33 L Vibrance 500 FS; 450 L Apron Maxx RTA + 4 x 3.33 L Vibrance 500 FS

Crops, Diseases and Rates:

Crop	Diseases Controlled	Rate (per 100 kg of seed)		
		Apron Maxx RTA	Vibrance 500 FS	Vibrance Maxx RFC
Chickpea	Seed-borne Ascochyta blight (<i>Ascochyta rabiei</i>); seed rot/pre-emergence damping-off and post-emergence damping-off, (<i>Fusarium</i> spp., <i>Pythium</i> spp., <i>Rhizoctonia</i> spp.); seedling blight (<i>Fusarium</i> spp., <i>Pythium</i> spp.); seed rot and seedling blight (seed-borne <i>Botrytis</i> spp.)	325 mL	10 mL	100 mL
	Seed-borne <i>Sclerotinia sclerotiorum</i>	-	-	100 mL
Dry bean	Seed rot/pre-emergence damping-off, and post-emergence damping-off (<i>Fusarium</i> spp., <i>Pythium</i> spp., <i>Rhizoctonia</i> spp.); seedling blight (<i>Pythium</i> spp.); anthracnose (<i>Colletotrichum</i> spp.)	325 mL	10 mL	100 mL
Faba bean	Seed rot/pre-emergence damping-off, post-emergence damping-off, seedling blight (<i>Fusarium</i> spp., <i>Pythium</i> spp., <i>Rhizoctonia</i> spp.)	325 mL	10 mL	100 mL

Crop	Diseases Controlled	Rate (per 100 kg of seed)		
		<i>Apron Maxx RTA</i>	<i>Vibrance 500 FS</i>	<i>Vibrance Maxx RFC</i>
Field pea	Seed-borne Ascochyta blight and foot rot (<i>Ascochyta pinodes</i>); seed rot/pre-emergence damping-off, post-emergence damping-off, and seedling blight (<i>Fusarium</i> spp., <i>Pythium</i> spp., <i>Rhizoctonia</i> spp.)	325 mL	10 mL	100 mL
	Seed-borne <i>Sclerotinia sclerotiorum</i>	-	-	100 mL
Lentil	Seed-borne Ascochyta blight (<i>Ascochyta lentis</i>); seed rot/pre-emergence damping-off, post-emergence damping-off, and seedling blight (<i>Fusarium</i> spp., <i>Pythium</i> spp., <i>Rhizoctonia</i> spp.); seedling root rot (<i>Fusarium</i> spp.); seed rot and seedling blight (seed-borne <i>Botrytis</i> spp.)	325 mL	10 mL	100 mL
	Seed-borne <i>Sclerotinia sclerotiorum</i>	-	-	100 mL
Soybean	Seed rot/pre-emergence damping-off, and post-emergence damping-off (<i>Fusarium</i> spp., <i>Pythium</i> spp., <i>Rhizoctonia</i> spp.); seedling blight (<i>Fusarium</i> spp., <i>Pythium</i> spp.); seedling root rot (<i>Fusarium</i> spp.); seed rot and seedling blight (<i>Phomopsis</i> spp.), early season root rot (<i>Phytophthora megasperma</i> var. <i>sojae</i>)	325 mL	10 mL	100 mL
	Seed-borne <i>Sclerotinia sclerotiorum</i>	-	-	100mL

Product information provided below for *Vibrance Maxx RFC* (pre-mix). For detailed information on component products of *Vibrance Maxx RTA* co-pack please consult individual product pages.

Application Information

Vibrance Maxx RFC is for use in commercial seed treatment and for on-farm seed treatment using seed treatment equipment that accurately metres, mixes and applies a flowable seed treatment. Thoroughly mix the recommended amount of *Vibrance Maxx RFC* with the required amount of water for the slurry treatment and dilution rate to be used. Maintain constant agitation of the slurry during the treatment. Allow the seed to dry before bagging, storing or seeding.

How it Works:

The active ingredient sedaxane is a succinate dehydrogenase inhibitor fungicide with preventative and systemic activity that inhibits fungal metabolism by binding to the succinate dehydro-genase enzyme to disrupt cellular respiration and energy generation. The active ingredient fludioxonil is a phenylpyrrole fungicide with contact activity. The active ingredient metalaxyl-M is an acylalanine fungicide with systemic activity against diseases caused by the Oomycetes, including *Pythium* damping-off. Refer to "Fungicide Modes of Action" in the Plant Disease Control section for more information.

Restrictions:

- **Resistance management:** Refer to "Pathogen Resistance" in the Plant Disease Control section for more information.
- **Labelling:** All seed treated with *Vibrance Maxx RFC* must be labelled "This seed has been treated with the fungicides metalaxyl-M and S-isomer, fludioxonil and sedaxane. When handling and planting treated seed, workers must wear cotton coveralls or long-sleeved shirt and long pants, chemical-resistant gloves, and work boots. For good hygiene practice, it is also recommended to wear a NIOSH-approved N95 filtering facepiece respirator (dust mask) that is properly fit tested during all job activities. DO NOT use for food, feed or oil processing. Store away from food and feed."
- **Grazing:** DO NOT graze or feed livestock on treated areas for 45 days after planting soybeans. DO NOT graze or feed livestock on treated area for 60 days after planting chickpea, dry beans, faba beans, field peas, or lentils.
- **Re-cropping:** DO NOT plant any crop other than cereals, corn, soybeans, dry beans, chickpeas, lentils, faba beans and field peas within 60 days in which treated seeds were planted.
- **Storage:** Store away from food and feed. Ideal storage temperature is above freezing and below 30°C. If product should freeze, bring to room temperature and ensure the contents are mixed well prior to application.
- **Environment:** This product is toxic to fish and other aquatic organisms. DO NOT apply this product directly to aquatic habitats, estuaries or marine habitats. DO NOT contaminate irrigation or drinking water supplies or aquatic habitats by cleaning of equipment or disposal of wastes. Any spilled or exposed seeds must be incorporated into the soil or otherwise cleaned-up from the soil surface.
- **Compatibility with *Rhizobia*-based inoculants:** *Vibrance Maxx RFC* is compatible with *Rhizobia*-based inoculants. Please check with inoculants manufacturers for specific planting windows and methods of application prior to use.

Hazard Rating:



***Vibrance 500 FS*:** Caution – Poison

Refer to the Introduction for an explanation of the symbols.

Vibrance Maxx RFC with INTEGO Solo

Fungicide Group
4, 7, 12, 22

Vibrance Maxx RFC with INTEGO Solo is a co-pack of Vibrance Maxx RFC (sedaxane, fludioxonil and metalaxyl-M and S-isomer fungicides) and INTEGO Solo Fungicide (ethaboxam fungicide). For more detailed information on the component products see the product pages listed above.

Company:

Syngenta Canada Inc. (Vibrance Maxx RFC – PCP#32272)

Valent Canada Inc. distributed by Nufarm Agriculture (INTEGO Solo Fungicide – PCP#31324)

Formulations:

Vibrance Maxx RFC: 50 g/L sedaxane, 37.5 g/L metalaxyl-M and S-isomer and 25 g/L fludioxonil.

- Container sizes - 2 x 3.075 L jugs in a case, 56.78 L drum

INTEGO Solo Fungicide: 383 g/L ethaboxam formulated as a suspension.

- Container sizes - 2 x 605 mL

Crops, Diseases and Rates:

Crop	Diseases Controlled	Diseases Suppressed	Rate per 100 kg of seed	
			Vibrance Maxx RFC	INTEGO Solo
Chickpea	Seed-borne Ascochyta blight (<i>Ascochyta rabiei</i>); seed rot/pre-emergence damping-off and post-emergence damping-off, (<i>Fusarium</i> spp., <i>Pythium</i> spp., <i>Rhizoctonia</i> spp.); seedling blight (<i>Fusarium</i> spp., <i>Pythium</i> spp.); seed rot and seedling blight (seed-borne <i>Botrytis</i> spp.)	-	100 mL	19.6 mL
	Seed-borne <i>Sclerotinia sclerotiorum</i>	-	-	100 mL
Dry bean	Seed rot/pre-emergence damping-off, and post-emergence damping-off (<i>Fusarium</i> spp., <i>Pythium</i> spp., <i>Rhizoctonia</i> spp.); seedling blight (<i>Pythium</i> spp.); anthracnose (<i>Colletotrichum</i> spp.)	Early season root rot (<i>Aphanomyces euteiches</i>)	100 mL	19.6 mL
Faba bean	Seed rot/pre-emergence damping-off and post-emergence damping-off (<i>Fusarium</i> spp., <i>Pythium</i> spp., <i>Rhizoctonia</i> spp.); seedling blight (<i>Pythium</i> spp.)	Early season root rot (<i>Aphanomyces euteiches</i>)	100 mL	19.6 mL
Field pea	Seed-borne Ascochyta blight and foot rot (<i>Ascochyta pinodes</i>); seed rot/pre-emergence damping-off, post-emergence damping-off, and seedling blight (<i>Fusarium</i> spp., <i>Pythium</i> spp., <i>Rhizoctonia</i> spp.)	Early season root rot (<i>Aphanomyces euteiches</i>)	100 mL	19.6 mL
	Seed-borne <i>Sclerotinia sclerotiorum</i>	-	-	100 mL
Lentil	Seed-borne Ascochyta blight (<i>Ascochyta lentis</i>); seed rot/pre-emergence damping-off, post-emergence damping-off, and seedling blight (<i>Fusarium</i> spp., <i>Pythium</i> spp., <i>Rhizoctonia</i> spp.); seedling root rot (<i>Fusarium</i> spp.); seed rot and seedling blight (seed-borne <i>Botrytis</i> spp.)	Early season root rot (<i>Aphanomyces euteiches</i>)	100 mL	19.6 mL
	Seed-borne <i>Sclerotinia sclerotiorum</i>	-	-	100 mL
Soybean	Seed rot/pre-emergence damping-off, and post-emergence damping-off (<i>Fusarium</i> spp., <i>Pythium</i> spp., <i>Rhizoctonia</i> spp.); seedling blight (<i>Fusarium</i> spp., <i>Pythium</i> spp.); seedling root rot (<i>Fusarium</i> spp.); seed rot and seedling blight (<i>Phomopsis</i> spp.); early-season root rot (<i>Phytophthora megasperma</i> var. <i>sojae</i>)	-	100 mL	19.6 mL
	Seed-borne <i>Sclerotinia sclerotiorum</i>	-	-	100 mL

Hazard Rating:

None listed.

Vibrance Total

Fungicide Group
1, 4, 7, 12, U17

Company:

Syngenta Canada Inc. (PCP#34890)

Formulation: Vibrance Total is formulated as a suspension.

Active ingredient	
Thiabendazole	46.2 g/L
Metalaxyl-M and S-isomer	11.4 g/L
Sedaxane	15.4 g/L
Fludioxonil	7.7 g/L
Picarbutrazox	7.7 g/L
Container sizes:	10 L jugs, 115L totes

Crops, Diseases and Rates:

Crop	Diseases Controlled	Rate (per 100 kg of seed)
Lentils	Seed-borne ascochyta blight caused by <i>Ascochyta lentis</i> Seed rot/pre-emergence damping-off, post-emergence damping-off and seedling blight caused by <i>Fusarium</i> spp., <i>Pythium</i> spp. and <i>Rhizoctonia</i> spp. Seedling root rot caused by <i>Fusarium</i> spp. Seed-borne <i>Sclerotinia sclerotiorum</i> Seed rot and seedling blight caused by seed-borne <i>Botrytis</i> spp.	325 mL
Chickpeas	Seed-borne ascochyta blight caused by <i>Ascochyta rabiei</i> Seed rot/pre-emergence damping-off and post-emergence damping-off and seedling blight caused by <i>Fusarium</i> spp., <i>Pythium</i> spp. and <i>Rhizoctonia</i> spp. Seed rot and seedling blight caused by seed-borne <i>Botrytis</i> spp. Seed-borne <i>Sclerotinia sclerotiorum</i>	325 mL
Field peas	Seed-borne ascochyta blight and foot rot caused by <i>Ascochyta pinodes</i> Seed rot/pre-emergence damping-off, post-emergence damping-off and seedling blight caused by <i>Fusarium</i> spp., <i>Pythium</i> spp. and <i>Rhizoctonia</i> spp. Seed-borne <i>Sclerotinia sclerotiorum</i>	325 mL
Dry beans	Seed rot/pre-emergence damping-off and post-emergence damping-off caused by <i>Fusarium</i> spp., <i>Pythium</i> spp. and <i>Rhizoctonia</i> spp. Seedling blight caused by <i>Pythium</i> spp. and <i>Rhizoctonia</i> spp. Seed-borne <i>Sclerotinia sclerotiorum</i> Anthracnose caused by seed-borne <i>Colletotrichum</i> spp.	325 mL
Lupins and Faba Beans	Seed rot/pre-emergence damping-off, post-emergence damping-off and seedling blight caused by <i>Fusarium</i> spp., <i>Pythium</i> spp. and <i>Rhizoctonia</i> spp.	325 mL

Application Information:

Vibrance Total is a seed treatment formulation for use in commercial seed treatment (in facilities or with mobile treaters) and for on-farm treatment using seed treatment equipment that accurately meters, mixes and applies a flowable seed treatment. The equipment must provide uniform coverage of Vibrance Total on the seed. Uneven seed coverage may not give the desired level of disease control. Allow the seed to dry before bagging, storing or seeding. Thoroughly mix the recommended amount of Vibrance Total with the required amount of water for the slurry treater and dilution rate to be used. Slurry volumes will vary depending on seed size. Follow the manufacturer's application instructions for the seed treatment equipment being used. Maintain constant agitation of the slurry during the treatment.

Seed Treatment and Inoculants

Vibrance Total is compatible with Rhizobium based inoculants. Please check with inoculant manufacturers for specific planting windows and methods of application prior to use. Consult the manufacturer of the application equipment planned to be used for suitability for this application and for instructions on operation and calibration of the equipment. Seed treated with Vibrance Total, or a combination of Vibrance Total and seed inoculants, may not flow through a seed drill at the same rate as untreated seed. Recalibrate the seed drill before planting treated seed. Mixing with inoculants may increase drying time while treating, extending the processing time.

This product contains a pigment that will colour the treated seed; however, users are responsible for ensuring that the treated seed, when dried and ready for bagging, storage or seeding has an unnatural colour. If the pigment contained in the formulation does not colour the seed adequately, additional colourant must be added to the mixture while treating the seed.

How it Works:

Vibrance Total contains the active ingredients thiabendazole, metalaxyl, sedaxane, fludioxonil and picarbutrazox. Thiabendazole is a benzimidazole fungicide with both contact and systemic activity. Metalaxyl-M is an acylalanine fungicide with systemic activity against diseases caused by the Oomycetes, including Pythium damping-off. Sedaxane is a succinate dehydrogenase inhibitor fungicide with systemic activity that inhibits fungal metabolism by binding to the succinate dehydrogenase enzyme to disrupt cellular respiration and energy generation. Fludioxonil is phenylpyrrole fungicide with contact activity. Picarbutrazox is an ingredient belonging to the tetrazoloxines chemical group of fungicides (FRAC U17). Picarbutrazox is a systemic fungicide developed to protect against diseases caused by oomycete plant pathogens like Pythium. In combination with metalaxyl-M, picarbutrazox improves the consistency of oomycete protection through overlapping effective modes of action.

Refer to "Fungicide Modes of Action" in the Plant Disease Control section for more information.

Tank Mixes:

This product may be tank mixed with a fertilizer, a supplement, or with registered pest control products, whose labels also allow tank mixing, provided the entirety of both labels, including Directions for Use, Precautions, Restrictions, Environmental Precautions, and Spray Buffer Zones are followed for each product. In cases where these requirements differ between the tank mix partner labels, the most restrictive label must be followed. DO NOT tank mix products containing the same active ingredient unless specifically listed on this label.

Restrictions:

- **Labelling:** All containers or packages containing treated seed for sale or use in Canada must be labeled or tagged as follows: "This seed has been treated with the fungicides thiabendazole, sedaxane, metalaxyl-M and S-isomer, fludioxonil, and picarbutrazox. Wear chemical resistant coveralls over a long-sleeved shirt, long pants, chemical-resistant gloves, socks, and shoes during planting and handling of treated seeds and any other activities involving calibrating, clean-up, and repair. Wear a NIOSH-approved N95 (minimum) filtering facepiece respirator (dust mask) that is properly fit tested when transferring treated seed to the planter/seeder. This product is toxic to aquatic organisms. Do not use for food, feed or oil processing. Store away from food and feed. Dispose of all excess treated seed. Dispose of seed packaging in accordance with local requirements. Toxic to birds and small wild mammals. Any spilled or exposed seeds.
- **Grazing:** DO NOT graze or feed livestock on treated area for 60 days after planting dried shelled pea and bean crops, chickpeas, lentils and faba beans
- **Re-cropping:** DO NOT plant any crop other than cereals, soybeans, members of Crop Subgroup 6C (Dried shelled peas and beans, chickpeas, lentils and faba beans) or members of Crop Subgroup 20A (Canola/rapeseed subgroup), within 60 days to fields in which treated seeds were planted.
- **Storage:** Keep in original container, tightly closed, during storage. Store in a cool, dry, well-ventilated area away from other pesticides, feed and foodstuffs, and out of the reach of children and animals. To prevent contamination, store this product away from seed, food or feed. Ideal storage temperature is above freezing and below 30°C. If the product should freeze, bring the product back to room temperature and ensure the contents are mixed well prior to application.
- **Environmental Restrictions:** Toxic to aquatic organisms. Toxic to birds and small wild mammals. Any spilled or exposed seeds must be incorporated into the soil or otherwise cleaned-up from the soil surface. This product demonstrates the properties and characteristics associated with chemicals detected in groundwater. The use of this product in areas where soils are permeable, particularly where the water table is shallow, may result in groundwater contamination.

Hazard Rating:

None listed.

Vibrance Quattro

Fungicide Group
3, 4, 7, 12

Company:

Syngenta Canada Inc. (PCP#31408)

Formulation:

36.8 g/L difenoconazole, 15.4 g/L sedaxane, 9.2 g/L metalaxyl-M (and S-isomer), and 7.6 g/L fludioxonil formulated as a suspension.

- Container sizes - 1 to 1050 L

Crops, Diseases and Rates:

Crops	Diseases Controlled	Diseases Suppressed	Rate (per 100 kg of seed)
Barley	General seed rots (<i>Fusarium</i> spp., <i>Pythium</i> spp., <i>Rhizoctonia</i> spp., <i>Penicillium</i> spp., <i>Aspergillus</i> spp.); seedling blight, root rot, damping-off (<i>Fusarium</i> spp., <i>Rhizoctonia</i> spp., <i>Pythium</i> spp.); covered smut (<i>Ustilago hordei</i>); false loose smut (<i>U. nigra</i>); true loose smut (<i>U. nuda</i>); seed-borne <i>Alternaria alternata</i>	Common root rot (<i>Cochliobolus sativus</i>); seed-borne <i>Cochliobolus sativus</i> ; fusarium crown and foot rot (<i>Fusarium</i> spp.); take-all (<i>Gaeumannomyces graminis</i>)	325 mL
Oats	General seed rots (<i>Fusarium</i> spp., <i>Pythium</i> spp., <i>Rhizoctonia</i> spp., <i>Penicillium</i> spp., <i>Aspergillus</i> spp.); seedling blight, root rot, damping-off (<i>Fusarium</i> spp., <i>Rhizoctonia</i> spp., <i>Pythium</i> spp.); covered smut (<i>Ustilago hordei</i>); loose smut (<i>U. avenae</i>); seed-borne <i>Alternaria alternata</i>	Common root rot (<i>Cochliobolus sativus</i>); seed-borne <i>Cochliobolus sativus</i>	325 mL
Rye	General seed rots (<i>Fusarium</i> spp., <i>Pythium</i> spp., <i>Rhizoctonia</i> spp., <i>Penicillium</i> spp., <i>Aspergillus</i> spp.); seedling blight, root rot, damping-off (<i>Fusarium</i> spp., <i>Rhizoctonia</i> spp., <i>Pythium</i> spp.); common bunt (<i>Tilletia tritici</i>); dwarf bunt (<i>T. controversa</i>); seed-borne <i>Alternaria alternata</i>	Common root rot (<i>Cochliobolus sativus</i>); seed-borne <i>Cochliobolus sativus</i> ; fusarium crown and foot rot (<i>Fusarium</i> spp.); take-all (<i>Gaeumannomyces graminis</i>)	325 mL
Triticale	General seed rots (<i>Fusarium</i> spp., <i>Pythium</i> spp., <i>Rhizoctonia</i> spp., <i>Penicillium</i> spp., <i>Aspergillus</i> spp.); seedling blight, root rot, damping-off (<i>Fusarium</i> spp., <i>Rhizoctonia</i> spp., <i>Pythium</i> spp.); loose smut (<i>Ustilago tritici</i>); seed-borne <i>Alternaria alternata</i>	Common root rot (<i>Cochliobolus sativus</i>); seed-borne <i>Cochliobolus sativus</i> ; fusarium crown and foot rot (<i>Fusarium</i> spp.); take-all (<i>Gaeumannomyces graminis</i>)	325 mL
Spring wheat	General seed rots (<i>Fusarium</i> spp., <i>Pythium</i> spp., <i>Rhizoctonia</i> spp., <i>Penicillium</i> spp., <i>Aspergillus</i> spp.); seedling blight, root rot, damping-off (<i>Fusarium</i> spp., <i>Rhizoctonia</i> spp., <i>Pythium</i> spp.); common bunt (<i>Tilletia tritici</i>); loose smut (<i>Ustilago tritici</i>); seed-borne <i>Alternaria alternata</i>	Common root rot (<i>Cochliobolus sativus</i>); seed-borne <i>Cochliobolus sativus</i> ; fusarium crown and foot rot (<i>Fusarium</i> spp.); take-all (<i>Gaeumannomyces graminis</i>)	325 mL
Winter wheat	General seed rots (<i>Fusarium</i> spp., <i>Pythium</i> spp., <i>Rhizoctonia</i> spp., <i>Penicillium</i> spp., <i>Aspergillus</i> spp.); seedling blight, root rot, damping-off (<i>Fusarium</i> spp., <i>Rhizoctonia</i> spp., <i>Pythium</i> spp.); common bunt (<i>Tilletia tritici</i>); dwarf bunt (<i>T. controversa</i>); loose smut (<i>Ustilago tritici</i>); seed-borne <i>Alternaria alternata</i>	Common root rot (<i>Cochliobolus sativus</i>); seed-borne <i>Cochliobolus sativus</i> ; fusarium crown and foot rot (<i>Fusarium</i> spp.); take-all (<i>Gaeumannomyces graminis</i>)	325 mL

Application Information:

Vibrance Quattro is for use on-farm on barley, wheat, oats, rye and triticale. This product can also be applied by commercial seed treaters using closed system transfer. Treat seed in a well-ventilated area. When treating seeds, handling and planting treated seed, workers should wear cotton coveralls or long-sleeved shirt and long pants, chemical-resistant gloves, and work boots. Wear a suitable dust mask when transferring treated seed to a storage bin. For good hygiene practice, it is also recommended to wear a NIOSH approved dust mask during all job activities.

How it Works:

The active ingredient difenoconazole is a triazole fungicide with broad-spectrum, systemic activity. Metalaxyl-M is an acylalanine fungicide with systemic activity against diseases caused by the Oomycetes, including *Pythium* damping-off. Sedaxane is a succinate dehydrogenase inhibitor fungicide with systemic activity that inhibits fungal metabolism by binding to the succinate dehydrogenase enzyme to disrupt cellular respiration and energy generation. Fludioxonil is phenylpyrrole fungicide with contact activity. Refer to "Fungicide Modes of Action" in the Plant Disease Control section for more information.

Tank Mixes:

Vibrance Quattro may be mixed with *Cruiser 5FS* for crops common to the registered labels of both products. Refer to label for details. Consult each product and follow the most restrictive label precautions and limitations.

Restrictions:

- **Resistance management:** Refer to "Pathogen Resistance" in the Plant Disease Control section for more information.
- **Labelling:** Treated seed must be labelled (listing only the applicable active ingredients) as follows: "This seed has been treated with difenoconazole, metalaxyl- M (and S-isomer), sedaxane and fludioxonil fungicides. When handling and planting treated seed, workers should wear cotton coveralls over a long-sleeved shirt, long pants, chemical-resistant gloves, and work boots. Wear a suitable dust mask when transferring seed to a storage bin. DO NOT graze or feed livestock on seeded area for 45 days after planting. DO NOT use for food, feed or oil processing. Store away from food and feed."
- **Grazing:** DO NOT graze or feed livestock on treated areas for 45 days after planting.
- **Re-cropping:** DO NOT plant any crop other than cereals within 60 days to fields in which treated seed were planted.
- **Storage:** Store away from food and feed. Ideal storage temperature is above freezing and below 30°C. If product should freeze, bring to room temperature, and then ensure the contents are mixed well prior to application.
- **Environment:** Toxic to aquatic organisms. DO NOT contaminate irrigation or drinking water supplies or aquatic habitats by cleaning of equipment or disposal of wastes. Any spilled or exposed seeds must be incorporated into the soil or otherwise cleaned-up from the soil surface.

Hazard Rating:



Potential Skin Sensitizer

Refer to the Introduction for an explanation of the symbols.

Vibrance Ultra Potato

Fungicide Group
3, 7, 40

Company:

Syngenta Canada Inc. (PCP#33171)

Formulation:

77.2 g/L Sedaxane, 77.2 g/L difenoconazole, 154.3 g/L mandipropamid formulated as a suspension.

- Container sizes - 1 L to bulk

Crops, Diseases and Rates:

Crop	Diseases Controlled	Diseases Suppressed	Rate (per 100 kg of seed)
Potato	Seed-borne Silver Scurf (<i>Helminthosporium solani</i>), fusarium dry rot (<i>Fusarium</i> spp.), Seed-borne black scurf, stem and stolon canker (<i>Rhizoctonia solani</i>) Preventative control of seed-borne late blight (<i>Phytophthora infestans</i>)	Pink rot (<i>Phytophthora erythroseptica</i>)	32 mL

Application Information:

DO NOT use open treating equipment when treating seed-pieces, *Vibrance Ultra Potato* must be applied using a closed treatment system. Treat seed in a well ventilated area and keep treated seed-pieces away from animals.

How it Works:

Sedaxane is a succinate dehydrogenase inhibitor fungicide with preventative and systemic activity that inhibits fungal metabolism by binding to the succinate dehydrogenase enzyme to disrupt cellular respiration and energy generation. The active ingredient difenoconazole is a triazole fungicide with broad-spectrum, systemic activity. The active ingredient mandipropamid is a carboxylic acid amide (CAA) fungicide with contact and systemic activity. To be used as a preventative and inhibitive (prevents spore germination) fungicide application. Refer to "Fungicide Modes of Action" in the Plant Disease Control section for more information.

Tank Mixes:

For control of Colorado potato beetle, aphids and potato leafhopper, *Vibrance Ultra Potato* can be tank mixed with *Actara 240 SC* insecticide. For control of Colorado potato beetle, *Vibrance Ultra Potato* can be tank mixed with *Fortenza*. Protection is provided during early to mid-season growth and development for potatoes only. Refer to tank-mix partner labels for specific application instructions and precautions. Always use in accordance with the most restrictive label restrictions and precautions.

Restrictions:

- **Resistance management:** Refer to "Pathogen Resistance" in the Plant Disease Control section for more information.
- **Maximum number of applications:** DO NOT apply more than 243 g mandipropamid per acre per year.
- **Labelling:** No restrictions listed.
- **Grazing:** No restrictions listed.
- **Re-cropping:** DO NOT plant any crop other than corn, cereals, canola, soybean, dry beans, dry pea, chickpea, lentil and sugar beets within 60 days to fields where seed treated with *Vibrance Ultra Potato* were planted.
- **Storage:** Store away from food or feed. Ideal storage temperature is above freezing and below 30°C. repeated freeze thawing will not affect the physical integrity of the product. If the product freezes, bring it back to room temperature and ensure the contents are well mixed prior to application.
- **Environment:** TOXIC to aquatic animals. DO NOT contaminate irrigation or drinking water supplies or aquatic habitats by cleaning of equipment or disposal of wastes. Treated seed is toxic to small wild animals. Any spilled or exposed seed must be incorporated into the soil or cleaned-up from the soil surface.

Hazard Rating:

None listed.

VitaFlo Brands

Fungicide Group
7, M3

Company:

Manufactured by UPL AgroSolutions Canada Inc. (*VitaFlo 280 Fungicide* – PCP#11423)

Manufactured by Interprovincial Cooperative Limited (*VitaFlo SP Fungicide* – PCP#30381)

Manufactured for Loveland Products by Interprovincial Cooperative Limited (*VitaFlo Fungicide* – PCP#30380)

Formulation:

VitaFlo 280/VitaFlo Fungicide/VitaFlo SP Fungicide: 15.59% carbathiin and 13.25% thiram formulated as a liquid suspension.

- Container sizes - 10 L, 55 L, 100 L, 200 L, 1000 L

Crops, Diseases and Rates:

Crop	Diseases Controlled	Diseases Suppressed	Rate (per 100 kg of seed)
Barley	False loose smut (<i>Ustilago nigra</i>); covered smut (<i>U. hordei</i>); leaf stripe (<i>Pyrenophora graminea</i>); partial control of true loose smut (<i>U. nuda</i>)	Root rot (<i>Fusarium</i> spp.); net blotch (<i>Pyrenophora teres</i>)	230 mL
	Seed rot and seedling blight (<i>Pythium</i> spp., <i>Penicillium</i> spp., <i>Fusarium</i> spp., <i>Cochliobolus sativus</i>); seed rot (<i>Aspergillus</i> spp., <i>Alternaria</i> spp.)	Root rot (<i>Cochliobolus sativus</i> , <i>Fusarium</i> spp.)	330 mL
Wheat	Common bunt (<i>Tilletia tritici</i> , <i>T. laevis</i>); seed-borne dwarf bunt (<i>T. controversa</i>); Partial control of loose smut (<i>Ustilago tritici</i>)	Root rot (<i>Fusarium</i> spp.)	230 mL
	Seed-borne <i>Septoria</i> spp.; seed rot and seedling blight (<i>Pythium</i> spp., <i>Penicillium</i> spp., <i>Fusarium</i> spp., <i>Cochliobolus sativus</i>); seed rot (<i>Aspergillus</i> spp., <i>Alternaria</i> spp.), soil-borne dwarf bunt (<i>Tilletia controversa</i>)	Root rot (<i>Cochliobolus sativus</i>)	330 mL
Oats	Loose smut (<i>Ustilago avenae</i>); covered smut (<i>U. kolleri</i>); seed rot and seedling blight (<i>Fusarium</i> spp., <i>Pythium</i> spp., <i>Penicillium</i> spp.); seed rot (<i>Aspergillus</i> spp., <i>Alternaria</i> spp.)	Root rot (<i>Cochliobolus sativus</i>)	330 mL
Rye	Partial control of stem smut (<i>Urocystis occulta</i>)	Root rot (<i>Cochliobolus sativus</i>)	230 mL
	Damping off, seed rot and seedling blight (<i>Fusarium</i> spp., <i>Pythium</i> spp., <i>Penicillium</i> spp., <i>Cochliobolus sativus</i>); seed rot (<i>Aspergillus</i> spp., <i>Alternaria</i> spp.)	Root rot (<i>Cochliobolus sativus</i>)	330 mL
Triticale	Seed rot, damping off, seedling blight (<i>Fusarium</i> spp., <i>Pythium</i> spp., <i>Penicillium</i> spp., <i>Cochliobolus sativus</i>)	–	200 mL
Dry bean	Early season seed rot, seedling blight, root rot (<i>Rhizoctonia solani</i>); seed-borne anthracnose (<i>Colletotrichum lindemuthianum</i>) ¹	–	260 mL

Crop	Diseases Controlled	Diseases Suppressed	Rate (per 100 kg of seed)
Corn (field & sweet)	Seed rot and damping off (<i>Fusarium</i> spp., <i>Pythium</i> spp., <i>Penicillium</i> spp.)	–	280 mL
	Seed-borne head smut (<i>Sporisorium holci-sorghii</i>)		560 to 748 mL
Flax	Seed rot, root rot and seedling blight (<i>Rhizoctonia solani</i> , <i>Fusarium</i> spp.)	–	525 mL
Lentil	Seed rot, seedling blight, and early season root rot (<i>Botrytis cinerea</i> , <i>Rhizoctonia solani</i> , <i>Fusarium</i> spp., <i>Pythium</i> spp.)	–	330 mL
Field pea	Seed rot and seedling blight (<i>Rhizoctonia solani</i> , <i>Fusarium</i> spp., <i>Pythium</i> spp.)	–	260
	Seed rot and seedling blight (<i>Ascochyta pinodes</i>)		330
Soybean	Seed rot and seedling blight (<i>Rhizoctonia solani</i> , <i>Phomopsis</i> spp., <i>Fusarium</i> spp.)	–	260 mL

¹ Will not control severe anthracnose infections

Application Information:

Designed to be used undiluted in commercial seed treaters. Undiluted product can be used at temperatures down to -20°C. Centrifugal pumps are not recommended for pumping product. Centrifugal pumps are not recommended for pumping product. Peristaltic pumps (positive displacement) using polypropylene lines with a minimum inside diameter of 2 cm are recommended. If containers have been in storage, some settling may occur and require agitation.

How it Works:

The active ingredient carbathiin is a carboximide fungicide with systemic activity and the active ingredient thiram is a dithiocarbamate fungicide with contact activity. Refer to "Fungicide Modes of Action" in the Plant Disease Control section for more information.

Tank Mixes:

None listed.

Restrictions:

- **Resistance management:** Refer to "Pathogen Resistance" in the Plant Disease Control section for more information.
- **Labelling:** Treated seed must be labelled as follows "This seed has been treated with *Vitaflo 280*, *Vitaflo Fungicide*, or *Vitaflo SP Fungicide* liquid seed protectant containing carbathiin and thiram. DO NOT use for feed, food, or oil processing."
- **Grazing:** DO NOT graze or feed livestock on treated area for four weeks after planting except for the following crops:
 - **Soybean** – DO NOT graze or feed livestock on forage and hay on treated areas.
 - **Bean** – DO NOT graze or feed on bean forage for 60 days.
 - **Barley, oat, wheat** – DO NOT graze or feed on treated area for 6 weeks.
- **Re-cropping:** No restrictions listed.
- **Storage:** DO NOT store product in direct sunlight or above 35°C. Will not freeze even at extreme temperatures. If containers have been stored for several months, shake well before using. DO NOT store dry beans, peas, lentils, or soybeans treated with any *Vitaflo* product. Wheat, barley, rye, oats, triticale and flax seed treated with *Vitaflo 280/Vitaflo Fungicide/Vitaflo SP Fungicide* can be stored up to 18 months and treated corn seed can be stored up to one year without reduction in germination.
- **Environment:** DO NOT contaminate ponds, lakes or streams.
- **Compatibility with Rhizobia-based inoculants:** *Vitaflo 280*, *Vitaflo Fungicide*, and *Vitaflo SP Fungicide* are compatible with *Rhizobia*. DO NOT tank mix *Vitaflo 280*, *Vitaflo Fungicide*, or *Vitaflo SP Fungicide* and *Rhizobia*. Always check with *Rhizobia* manufacturers on any restrictions that may exist with seed treatments.

Hazard Rating:



Warning – Eye Irritant



Caution – Skin Irritant

Refer to the Introduction for an explanation of the symbols.

Zeltera Pulse (Co-pack)

Fungicide Group
4, 7, 11, 22

Company:

Valent Canada, distributed by Nufarm Agriculture (PCP#33820)

Formulation:

Intego Pulse (PCP#34011): 24.9 g/L ethaboxam, 33.2 g/L mandestrobin and 13.3 g/L metalaxyl formulated as a suspension.

- Container size - 9.8 L

Zeltera Fungicide (PCP#33820): 381 g/L inpyrfluxam formulated as a suspension.

- Container size - 0.407 L

Crops, Diseases and Rates:

Crop	Diseases Controlled	Diseases Suppressed	Rate (per 100 kg of seed)	
			<i>Intego Pulse</i>	<i>Zeltera Fungicide</i>
Lentil, field pea, chickpea, dry bean, faba bean	Seed rots, seedling blight and seedling root rot caused by <i>Rhizoctonia solani</i> and <i>Fusarium</i> spp., seed rot/pre-emergence damping-off caused by <i>Pythium</i> spp., seed decay/pre-emergence damping-off, postemergence, damping-off, and seedling blight (<i>Rhizoctonia solani</i>)	Seed rots, seedling blight and seedling root rot caused by <i>Phomopsis longicolla</i> , suppression of root rot (<i>R. solani</i>), early season root rot caused by <i>Phytophthora sojae</i> , early season root rot caused by <i>Aphanomyces euteiches</i>	300 mL	13 mL
Soybean	Seed rots, seedling blight and seedling root rot caused by <i>Rhizoctonia solani</i> and <i>Fusarium</i> spp., seed rot/pre-emergence damping-off caused by <i>Pythium</i> spp., seed decay/pre-emergence damping-off, postemergence, damping-off, and seedling blight (<i>Rhizoctonia solani</i>), sudden death syndrome (<i>Fusarium virguliforme</i>)	Seed rots, seedling blight and seedling root rot caused by <i>Phomopsis longicolla</i> , early season root rot caused by <i>Phytophthora sojae</i> , early season root rot caused by <i>Aphanomyces euteiches</i>		

Application Information:

Pour the *Zeltera Fungicide* (0.407 L) jug into *Intego Pulse* (9.8 L) jug, shake well, then start treating at a total rate of 313 mL per 100 kg of seed. All labelled crops are registered for commercial application facilities and mobile treaters. For all labelled seeds, commercial seed treatment (facilities and mobile treaters with closed transfer, including closed mixing, loading, calibrating, and closed treatment equipment only) is permitted.

How it Works:

Intego Pulse contains the active ingredients ethaboxam, mandestrobin, and metalaxyl. Ethaboxam is a Group 22 fungicide; it's mode of action is the inhibition of cell division. Mandestrobin belongs to the strobilurin or Quinone Outside Inhibitors class Group 11 of fungicides. Metalaxyl is a member of the acylalanine chemical Group 4 and interrupts fungal nucleic acid synthesis. The active ingredient in *Zeltera Fungicide*, inpyrfluxam, belongs to Group 7, the succinate dehydrogenase inhibitor group of fungicides and acts by inhibiting succinate dehydrogenase, a key enzyme in the fungal respiration chain.

All labelled crops for on-farm treatment (open transfer, including open mixing, loading, calibrating, and open treatment equipment) is permitted. Refer to "Fungicide Modes of Action" in the Plant Disease Control section for more information.

Tank Mixes:

None listed.

Restrictions:

- **Resistance management:** Refer to "Pathogen Resistance" in the Plant Disease Control section for more information.
- **Labelling:** All containers or packages containing treated seed for sale or use in Canada must be labeled or tagged as follows: "This seed was treated with a product containing the active ingredients ethaboxam, mandestrobin, metalaxyl and inpyrfluxam."
- **DO NOT** use treated seed for feed, food or oil processing. Store away from feeds and other foodstuffs. Wear long-sleeved shirt, long pants and chemical-resistant gloves, socks and shoes when handling and planting treated seeds, and during clean-up, maintenance, and repair of seed treatment equipment. A closed cab tractor is required when planting treated seed. Chemical resistant gloves are not required when inside closed-cab planting equipment. Dispose of all excess treated seed. Leftover treated seed may be double-sown around the headland or buried away from water sources in accordance with local requirements. Dispose of seed packaging in accordance with local requirements. Toxic to birds and small wild mammals. Any spilled or exposed seeds must be incorporated into the soil or otherwise cleaned-up from the soil surface."

- **Grazing:** DO NOT graze or feed forage and hay of legume vegetables (including pea vines) to livestock.
- **Re-cropping:** No restrictions listed.
- **Storage:** Keep pesticide in its original container. Store in a cool place. DO NOT store in direct sunlight. Protect from freezing temperatures. Store this product away from food or feed.
- **Environment:** Toxic to aquatic organisms. Toxic to birds and small wild mammals. Any spilled or exposed seeds must be incorporated into the soil or otherwise cleaned-up from the soil surface.

Hazard Rating:

Intego Pulse:



Caution – Eye Irritant

Zeltera Fungicide:



Warning – Poison

Refer to the Introduction for an explanation of the symbols.

Zeltera Pulse

Fungicide Group
4, 22, 11, 7

Company:

Valent Canada Inc., distributed by Nufarm Agriculture Inc. (PCP#34329)

Formulation:

Zeltera Pulse is formulated as a suspension.

Active Ingredient:	
Metalaxyl	12.7 g/L
Ethaboxam	23.9 g/L
Mandestrobin	31.7 g/L
Inpyrfluxam	15.9 g/L
Container size:	10.21 L

Crops, Diseases and Rate:

Crop	Diseases Controlled	Diseases Suppressed	Rate (per 100 kg of seed)
Soybeans	Seed rots, seedling blight and seedling root rot caused by <i>Rhizoctonia solani</i> , and <i>Fusarium</i> spp., Pre-emergence damping-off, post-emergence damping-off caused by <i>Rhizoctonia solani</i> , Seed rot/pre-emergence damping-off caused by <i>Pythium</i> spp., including control of metalaxyl-resistant <i>Pythium</i> spp., Early season root rot caused by <i>Phytophthora sojae</i>	Seed rots, seedling blight and seedling root rot caused by <i>Phomopsis longicolla</i> , Seedling blight caused by seed-borne <i>Sclerotinia sclerotiorum</i> , Seed rot and seedling blight caused by seed-borne anthracnose (<i>Colletotrichum lindemuthianum</i>)	313 mL
Lentil, Field pea, Chickpeas, Dry Bean, Faba Bean	Seed rots, seedling blight and seedling root rot caused by <i>Rhizoctonia solani</i> and <i>Fusarium</i> spp. (including but not limited to <i>F. avenaceum</i> , <i>F. solani</i> , and <i>F. oxysporum</i>) Pre-emergence damping-off, post-emergence damping-off caused by <i>Rhizoctonia solani</i> , Seed rot/pre-emergence damping-off caused by <i>Pythium</i> spp., including control of metalaxyl-resistant <i>Pythium</i> spp.	Seed rots, seedling blight and seedling root rot caused by <i>Phomopsis longicolla</i> , Early season root rot caused by <i>Aphanomyces euteiches</i> , Seedling blight caused by seed-borne <i>Ascochyta</i> spp., Seed rot and seedling blight caused by seed-borne <i>Botrytis cinerea</i> , Seedling blight caused by seed-borne <i>Sclerotinia sclerotiorum</i> , seed rot and seedling blight caused by seed-borne anthracnose (<i>Colletotrichum lindemuthianum</i> and <i>C. truncatum</i>)	313 mL

Application Information:

Shake well, then start treating a total rate of 313 mL/100 kg seed.

How it Works:

Zeltera Pulse contains the active ingredients ethaboxam, inpyrfluxam, mandestrobin, and metalaxyl. Ethaboxam is a Group 22 fungicide as classified by the Fungicide Resistance Action Committee (FRAC); its mode of action is the inhibition of cell division. Inpyrfluxam belongs to the succinate dehydrogenase inhibitor (SDHI) group of fungicide (Group 7); it acts by inhibiting succinate dehydrogenase, a key enzyme in the fungal respiration chain. Mandestrobin belongs to the strobilurin or Quinone Outside Inhibitors (QoI) class of fungicides (Group 11). Metalaxyl is a member of the acylalanine chemical group (Group 4) and interrupts fungal nucleic acid synthesis. Refer to "Fungicide Modes of Action" in the Plant Disease Control section for more information.

Tank Mixes:

None listed.

Restrictions:

- **Labelling:** All labelled crops are registered for commercial application facilities and mobile treaters. For all labelled seeds, commercial seed treatment (facilities and mobile treaters with closed transfer, including closed mixing, loading, calibrating, and closed treatment equipment only) is permitted. All labelled crops for on-farm treatment (open transfer, including open mixing, loading, calibrating, and open treatment equipment) is permitted.
- **Storage:** Store this product away from food or feed. Keep pesticide in its original container. Store in a cool place. Do not store in direct sunlight. Protect from freezing temperatures.
- **Environmental Restrictions:** Oral LD50 (rats) = 1750 mg/kg. Dermal LD50 (rabbits) = >5000 mg/kg
 - Toxic to aquatic organisms, birds, small wild mammals and non-target terrestrial plants.

Hazard Rating:

None listed.

Treflan Brands (see Trifluralin).....	477	Viking Bodo (see Florasulam/fluroxypyr + MCPA ester).....	245
Triallate.....	465	Viking Brevik (see Thifen/Triben (25:25) + Fluroxypyr).....	444
Triallate + Trifluralin.....	469	Viking Carfentrazone (see Carfentrazone).....	163
Tribe 75 WDG (see Tribenuron).....	471	Viking Clethodim (see Clethodim).....	174
Tribenuron.....	471	Viking Clodinafop (see Clodinafop).....	178
TriCor 75 DF/TriCor LQ (see Metribuzin).....	339	Viking Clopyralid (see Clopyralid).....	183
Tridem.....	475	Viking Dicamba (see Dicamba).....	197
Trifluralin.....	477	Viking Diquat (see Diquat).....	207
Triton K.....	482	Viking Drammen (see Clopyralid/MCPA).....	188
Trondus (see Pinoxaden).....	372	Viking Fenoxaprop (see Fenoxaprop).....	234
Trophy (see Fluroxypyr+MCPA).....	258	Viking Florasulam (see Florasulam).....	241
Tropotox Plus (see MCPB/MCPA).....	334	Viking Flucarbazone (see Flucarbazone).....	247
TruRange.....	347	Viking Glufosinate 150 (see Glufosinate).....	267
Truslate Pro (see Clopyralid/MCPA + Fluroxypyr).....	190	Viking Imazamox (see Imazamox).....	297
Tundra.....	484	Viking Imazethapyr (see Imazethapyr).....	306
Ultra Blazer.....	486	Viking Kalmar (see Fluroxypyr + 2,4-D).....	256
USHA6 (see 2,4-D).....	100	Viking Navik (see Thifensulfuron/tribenuron).....	446
Valtera/Valtera EZ.....	488	Viking Pinoxaden (see Pinoxaden).....	372
Varro.....	492	Viking Quizalofop (see Quizalofop).....	389
Varro FX.....	494	Viking Skien (see Imazamox/Imazethapyr).....	302
Vector 540 (see Glyphosate).....	273	Viking Tribenuron (see Tribenuron).....	471
Velocity m3.....	496	Viking Visby (see Flucarbazone + Tribenuron).....	250
Velpar DF CU.....	498	Viper ADV (see Imazamox + Bentazon).....	300
Venim (see Imazamox).....	297	Volta (see Thifensulfuron).....	440
Vigil WB (see Fenoxaprop).....	234	Voraxor.....	500
Vigor (see Glufosinate 150SN).....	267	Voraxor Complete.....	502
Vigor 200SN (see Glufosinate 200SN).....	271	Winner (see Clodinafop).....	178
Viking 2,4-D Ester 700.....	100	Xtendimax/Xtendimax 2 (see Dicamba).....	197
Viking Avesta (see Thifen:Triben (2:1) + Fluroxypyr + 2,4-D).....	442	Yuma GL (see Quizalofop).....	389
Viking Bentazon (see Bentazon).....	138	Zidua SC.....	503

Plant Growth Regulator (PGR) Directory

Manipulator 620.....	506	Moddus.....	507
----------------------	-----	-------------	-----

Foliar Fungicide Directory

Acapela.....	530	Emissarius (see Azoxystrobin).....	535
Advantage Prothioconazole 480 SC (see Prothioconazole).....	602	Evito 480.....	564
Advantage Prothio +Teb 250 EC (see Prothioconazole and Tebuconazole).....	600	FBN Tebuconazole (see Tebuconazole).....	630
Advantage Tebuconazole 250 (see Tebuconazole).....	630	Fitness (see Propiconazole).....	594
Allegro 500F.....	533	Folicur 250EW (see Tebuconazole).....	630
Aprovia Top.....	534	Fontelis.....	566
Azoshy 250 SC (see Azoxystrobin).....	535	Forum.....	567
Azoxystrobin.....	535	Fullback 125SC.....	568
AZteroid FC.....	537	Fungtion SC (see Quilt).....	612
Bravo ZN (see Chlorothalonil).....	545	Gavel 75 DF.....	569
Bravo ZNC (see Chlorothalonil).....	545	Headline EC (see Pyraclostrobin).....	605
Bumper 432 EC (see Propiconazole).....	594	Holdfast (see Prothioconazole).....	602
Cabil Fungicide (see Cantus WDG Fungicide).....	540	Hornet 432 F (see Tebuconazole).....	630
Cantus WDG Fungicide.....	540	HyCop (see Copper).....	547
Caramba.....	541	Joust (see Prothioconazole).....	602
Cerefit.....	543	Kenja 400SC.....	570
Cevya.....	544	LALSTOP Contans WG.....	571
Chlorothalonil.....	545	Lance AG.....	572
Confine Extra (see Phosphorous acid).....	694	Lance WDG (see Boscalid).....	538
CO-OP Pivot (see Propiconazole).....	594	LifeGard WG.....	574
Copper.....	547	Luna Tranquility.....	575
Copper 53W (see Copper).....	547	Mancozeb.....	576
Copper Spray (see Copper).....	547	Manzate Pro-Stick (see Mancozeb).....	576
Corbanza (see Copper).....	547	Manzate Max (see Mancozeb).....	576
Cosavet DF Edge.....	549	Maxentis.....	577
Cotegra.....	550	MIRAVIS Ace.....	578
Cueva (see Copper).....	547	MIRAVIS Bold.....	579
Curzate.....	551	MIRAVIS Duo.....	580
Custodia.....	552	MIRAVIS ERA.....	581
Delaro Complete.....	555	MIRAVIS Neo 300SE.....	582
Delaro 325 SC.....	553	MIRAVIS Star.....	584
Diplomat 55C.....	558	Modo (see Propiconazole).....	594
Dithane Rainshield (see Mancozeb).....	576	MPower Spade (see Pyraclostrobin).....	605
Double Nickel 55/Double Nickel LC.....	558	Nexicor.....	585
Dyax.....	560	Orius 430 SC (see Tebuconazole).....	630
Echo 90 WSP (see Chlorothalonil).....	545	Orondis Ultra.....	586
Echo NP (see Chlorothalonil).....	545	OxiDate FC.....	587
Elatus.....	562	Palliser (see Tebuconazole).....	630
		Parasol FL(see Copper).....	547

Parasol WG (see Copper).....	547	Scala SC (see Pyrimethanil).....	609
Pavise 480SC (see Prothioconazole).....	602	Sercadis.....	623
Penncozeb 75 DF (see Mancozeb).....	576	Serenade OPTI.....	624
Phosphorous acid.....	588	Serenade SOIL.....	625
Phostrol.....	589	Serifel.....	626
Pivot 418 EC (see Propiconazole).....	594	Shaft Fungicide (see Boscalid).....	538
Preach (see Pyraclostrobin).....	605	Shalimar (see Prothioconazole and Tebuconazole).....	600
Priaxor.....	590	Shape SC (see Pyrimethanil).....	609
Princeton (see Propiconazole).....	594	Soraduo (see Prothioconazole and Tebuconazole).....	600
Proline 480 SC (see Prothioconazole).....	602	Soratel (see Prothioconazole).....	602
Proline Gold.....	593	Sphaerex.....	627
Propel (see Propiconazole).....	594	StarPro (see Prothioconazole and Tebuconazole).....	600
Propi Super 25 EC (see Propiconazole).....	594	Tanos.....	629
Propiconazole.....	594	Tebbie (see Tebuconazole).....	630
Propiconazole + Azoxystrobin.....	597	Tebuconazole.....	630
Prosaro PRO.....	598	TiIMOR 240 EC.....	633
Prosaro XTR (see Prothioconazole and Tebuconazole).....	600	Tilt 250E (see Propiconazole).....	594
Prothioconazole.....	602	Toledo 250 EW (see Tebuconazole).....	630
Pyraclostrobin.....	605	Topnotch (see Propiconazole + Azoxystrobin).....	597
Pyrimethanil.....	609	Tornado (see Tebuconazole).....	630
Quadris (see Azoxystrobin).....	535	Tornado Pro.....	635
Quadris Top.....	610	Trivapro.....	636
Quash SC.....	611	Twinline.....	637
Quasi (see Azoxystrobin).....	535	Veltyma.....	638
Quasimodo (see Propiconazole + Azoxystrobin).....	597	Velum Prime.....	640
Quilt.....	612	Velum Rise.....	641
Raclos (See Pyraclostrobin).....	605	Viatude.....	642
Ranman 400SC.....	615	VIKING Azoxystrobin (see Azoxystrobin).....	535
Rampart (see Phosphorous acid).....	588	VIKING Propiconazole (see Propiconazole).....	594
Razor (see Azoxystrobin).....	535	VIKING Pyraclostrobin (see Pyraclostrobin).....	605
Reason 500SC.....	616	VIKING Tebuconazole (see Tebuconazole).....	630
Regalia Maxx.....	617	VIKING Tromso (see Prothioconazole and Tebuconazole).....	600
Revus.....	618	Zampro.....	643
RevyPro.....	619	Zetigo PRM.....	644
Ridomil Gold Products.....	620	Zolera FX.....	645
Roxar.....	622		

Seed Treatment Directory

Allegiance FL (see Metalaxyl).....	691	Maxim Quattro.....	689
Apron Advance.....	654	Mertect SC.....	690
Apron Maxx (Co-pack).....	655	Metalaxyl.....	691
AZteroid FC.....	656	NipsIt INSIDE 600 Insecticide (see Clothianidin).....	658
Belmont 2.7 FS (see Metalaxyl).....	691	NipsIt SUITE Cereals OF Seed Protectant.....	693
Boscalid.....	538	Obex (see Trifloxystrobin + Metalaxyl).....	710
BUTEO start 480 FS.....	657	Phosphorous acid.....	694
Cimegra.....	716	Poncho 600 FS (see Clothianidin).....	658
Clothianidin.....	658	Potato ST 16 (see Mancozeb).....	688
Confine Extra (see Phosphorous acid).....	634	Prosper EverGol.....	695
Cover 2 (see Ipconazole + Metalaxyl).....	683	Rampart (see Phosphorous acid).....	694
Cruiser 5FS.....	659	Rancona Trio.....	696
Cruiser Maxx Corn.....	661	Rancona V RS.....	698
Cruiser Maxx Potato Extreme.....	662	Rascendo (see Fortenza Advanced).....	670
Cruiser Vibrance Quattro.....	663	Raxil PRO.....	699
Cyantranilprole.....	665	Raxil PRO Shield.....	700
Dividend Extreme Fungicide.....	667	Reason 500SC.....	701
Emesto Silver.....	668	Revus.....	702
EverGol Energy.....	669	Saltro.....	703
Fortenza (see Cyantranilprole).....	606	Sharda METEB 11ST.....	704
Fortenza Advanced.....	670	Solan MZ (see Mancozeb).....	688
General Storage Disinfectant.....	671	Sombrero 600 FS (see Imidacloprid).....	674
Heads Up Plant Protectant.....	672	Stadium.....	705
Helix Vibrance.....	673	Straxan.....	706
Imidacloprid.....	674	StorOx.....	708
Insure Cereal.....	676	Stress Shield 600 (see Imidacloprid).....	674
Insure Cereal FX4.....	617	Telex (see Metalaxyl).....	691
Insure Pulse.....	679	Teraxxa F4.....	709
INTEGO Solo Fungicide.....	680	Tibet 50 SC (see Mertect SC).....	690
Interest Forte.....	680	Titan (see Clothianidin).....	658
Ipconazole + Metalaxyl.....	683	Trifloxystrobin + Metalaxyl.....	710
Lumiderm (see Cyantranilprole).....	665	Trilex EverGol.....	711
Lumisena.....	684	Trilex EverGol Shield.....	712
Lumivia.....	685	Tuberseal (see Mancozeb).....	688
Lumivia CPL.....	687	Vayantis IV.....	713
Mancozeb.....	688	Vibrance Maxx RFC/RTA.....	714

Vibrance Maxx RFC with INTEGEO Seed Treatment	716	VIKING Grimstad (see Trifloxystrobin + Metalaxyl)	710
Vibrance Quattro	719	Vitaflo Brands	721
Vibrance Total	717	Zeltera Pulse	724
Vibrance Ultra Potato	720	Zeltera Pulse (Co-Pack)	723

Insecticide Directory

Aceta 70 WP (see Acetamiprid)	776	Intrepid	805
Acetamiprid	776	IPCO Synchro (see Permethrin)	815
Actara	777	Lagon 480E (see Dimethoate)	797
Admire 240	778	Labamba (see Lambda-cyhalothrin)	806
Agri-Mek SC	779	Lambda-cyhalothrin	806
Aluminum phosphide	774	Malathion	809
Ambush 500EC (see Permethrin)	815	Malathion Grain Protector Dust	775
Assail (see Acetamiprid)	776	Matador (see Lambda-cyhalothrin)	806
Beleaf 50SG	782	Minecto Duo 40WG	810
Bioprotec CAF/Bioprotec PLUS	780	Minecto Pro	811
BioTitan WP	781	Movento 240 SC	812
Broflanilide (See Cimegra)	783	Nolo Bait	813
Carbine	782	Oberon	814
Cimegra	783	Permethrin	815
Closer	785	Perm-UP	815
Clutch	786	Phosmet (see Imidan)	804
Concept	787	Phostoxin (see aluminum phosphide)	774
Coragen/Coragen MaX	788	Plutex	817
Cormoran	790	Poleci 2.5 EC Western (see Deltamethrin)	794
Cypermethrin	791	Pounce 384EC (see Permethrin)	815
Cygon 480-Ag (see Dimethoate)	797	Protect-it (see diatomaceous earth)	774
Decis 100 EC (see Deltamethrin)	794	Rimon 10 EC	818
Delegate	793	Scorpio Ant and Insect Bait	819
Deltamethrin	794	Sefina	820
Diamante 4 (see Dimethoate)	797	Sevin XLR	822
Dimethoate	797	Ship 250 EC (see Cypermethrin)	791
Diatomaceous Earth	774	Silencer 120 EC (see Lambda-cyhalothrin)	806
Dipel 2X DF	799	Sivanto Prime	823
Eco Bran	800	Sluggo Professional	825
Entrust	801	Success 480 SC	826
Exirel	802	Superior 70 Oil	827
Flonicamid (see Carbine/Beleaf)	782	Thimet 20G	828
Fumitoxin (see aluminum phosphide)	774	UP-Cyde 2.5 EC (see Cypermethrin)	791
Harvanta 50 SL	803	Vayego 200 SC	829
Imidacloprid (see Admire 240)	778	Verimark	830
Imidan	804	Voliam XPress	831
Insecto (see diatomaceous earth)	774	Zivata (see Lambda-cyhalothrin)	806