

# Permit Guidelines

## General Conditions WD 901

Last Amended: September, 2018

### TABLE OF CONTENTS

- How to use this Policy..... 2
- General restrictions.....2
- Descriptions of Permit Conditions..... 3
- OVERHANG**
- Side overhang of 300 mm or more.....4
- Rear overhang of 1.0 m or more..... 4
- Rear effective overhang between 6.5 – 9.0 m..... 4
- Rear effective overhang of 9.0 m or more..... 4
- OVERWIDTH**
- Over width 2.6 – 3.05 m..... 5
- Over width 3.051 – 3.3 m..... 5
- Over width 3.31 – 3.85 m..... 5
- Over width 3.851 – 4.29 m..... 5
- Over width 4.3 – 4.45 m..... 6
- Over width 4.451 – 4.99 m..... 6
- Over width 5.0 – 5.49 m..... 6
- Over width 5.5 – 6.39 m.....7
- Over width 6.4 – 7.29 m..... 7
- Over width 7.3 m or more..... 7
- OVERLENGTH**
- Over length 23.01 – 25.0m..... 8
- Over length 25.01 – 27.5 m..... 8
- Over length 27.51 – 30.0 m..... 8
- Over length 30.01 – 31.0 m..... 8
- Over length 31.01 – 34.0 m..... 8
- Over length 34.01 – 38.0 m..... 9
- Over length 38.01 – 42.0 m..... 9
- Over length 42.01 – 52.0 m..... 9
- Over length greater than 52.0 m..... 10
- OVERHEIGHT**
- Over height 4.15 – 5.18 m..... 10
- Over height greater than 5.18 m..... 10
- SPECIAL RESTRICTIONS – HIGHWAYS 102 & 109**
- Special restrictions for travel on highways 102 & 905 North of La Ronge.....10
- OVERDIMENSION SIGN GUIDELINES**
- Overdimension sign guidelines.....11

## HOW TO USE THIS POLICY (Additional conditions apply as listed in the table below)

If you answered "yes" to any questions, your permit has conditions that must be followed. Please refer to the page for conditions. If you answered "yes" to multiple questions, each set of conditions must be followed. Conditions are not cumulative	
Questions	Page number
1. Does your load overhang the side of the trailer or vehicle by more than 300 mm?	4
2. Does your load overhang the rear of the trailer or vehicle more than 1.0 m?	4
3. Does your load have an effective overhang of 6.5 m - 9.0 m?	4
4. Does your load have an effective overhang greater than 9.0 m?	4
5. Is your load wider than 2.6 m?	5-7
6. Is your load longer than 23 m?	8-10
7. Is your load higher than 4.15 m?	10
8. Will you be travelling on Highway 102 or Highway 905 North of La Ronge?	10

## GENERAL RESTRICTIONS (Apply to all Loads)

1. Loaded vehicles must not travel on the shoulder of the highway unless otherwise specified by policy.
2. Public structures or highway construction may restrict travel of oversize or overweight loads.
3. "D" signs on escort vehicles must not be displayed unless they are required by permit.
4. All vehicles are subject to any weight restriction imposed by law or regulation such as *The Highways and Transportation Act* or *The Municipalities Act*.
5. Permits and/or permit numbers must be available in the vehicle and produced to a peace officer or authorized Ministry representative upon request.
6. At night, rear facing red lights must mark the end of any load extending beyond the side by 30 cm or more, and extending beyond the rear by 1.0 m or more, of the extremities of the vehicle. Side extremity must also have a forward facing amber lamp.
7. The vehicle may be equipped with extendible load marking lights.
8. Direct crossing of a provincial highway is allowed on restricted travel days (Sunday afternoons, public holidays, etc.) if a flag person is used.
9. Sunrise and sunset are defined by the National Research Council's Herzberg Institute of Astrophysics.
10. Certain loads may require specific conditions or travel time restrictions. For more detail contact SGI's Permit Office.

11. As a minimum, all loads are to be secured in accordance with *The Security of Loads Regulations*.
12. Farm machinery and equipment have specific policies separate from this section. Refer to Section 500 of the WDAM.
13. Mobile homes and building moves have specific policies separate from this section. Refer to Section 200 of the WDAM.
14. For vehicles or loads exceeding 7.32 m (24 ft) in overall width a route approval may be required by the ministry.

<b>This table contains the descriptions of the Permit Conditions and markers required for load markings.</b>	
Adverse Conditions	<ul style="list-style-type: none"> <li>• If visibility is less than 1,000 m or the road surface is slippery.</li> </ul>
Amber Beacon	<ul style="list-style-type: none"> <li>• Mounted on the roof of towing vehicles as specified by <i>The Vehicle Weight and Dimension Regulations, 2010</i>.</li> <li>• Amber beacon on the rear, centered in the middle of the load as specified by <i>The Vehicle Weight and Dimension Regulations, 2010</i>.</li> <li>• If this beacon is not visible from the rear, an additional amber beacon must be placed in the center of the rear of the load</li> </ul>
Amber Lights	<ul style="list-style-type: none"> <li>• Amber lights located 30 cm above the headlights on the front corners of the loads.</li> <li>• Spacing not more than 8 m apart on each side of the load.</li> <li>• Must be visible for a distance of 300 m.</li> </ul>
‘D’ Sign	<ul style="list-style-type: none"> <li>• “D” sign must meet the requirements set out in <i>The Vehicle Weight and Dimension Regulations, 2010</i>.</li> <li>• “D” signs are required according to the type of highway traveled, e.g., multi or 2-lane.</li> </ul>
Day	<ul style="list-style-type: none"> <li>• Between official sunrise and sunset.</li> </ul>
Escort Vehicle	<ul style="list-style-type: none"> <li>• An escort vehicle is a single unit with two axles that meets the equipment requirements for escort vehicles set out in <i>The Vehicle Weight and Dimension Regulations, 2010</i>.</li> </ul>
Holidays	<ul style="list-style-type: none"> <li>• After 3:00 p.m. on Fridays (starting the Friday before Victoria Day in May and ending on Labour Day in September).</li> <li>• After 12:00 p.m. on Sundays, Public Holidays, December 24, 27, and 31.</li> <li>• After 3:00 p.m. on the day prior to a Public Holiday. If a Holiday falls on a Monday, normal Sunday restrictions apply.</li> <li>• After 3:00 p.m. on Fridays, when a Public Holiday falls on the following Saturday, Sunday, or Monday.</li> </ul>
Illuminated “D” Sign	<ul style="list-style-type: none"> <li>• Illuminated “D” sign mounted at the centre of the rear of the load. “D” sign must meet the requirements set out in <i>The Vehicle Weight and Dimension Regulations, 2010</i>.</li> <li>• Rear “D” signs must be illuminated by facing lamps, or a flashing or rotating amber beacon mounted on the rear and centered in the middle of the load or vehicle at night</li> </ul>

Feet	<ul style="list-style-type: none"> <li>Measurements in feet are approximate and for reference only.</li> </ul>
Night	<ul style="list-style-type: none"> <li>Between official sunset and sunrise.</li> </ul>
Orange or Red Flags	<ul style="list-style-type: none"> <li>Orange or red flags that are at least 300 mm by 300 mm.</li> <li>Must mark the extremities of the load.</li> </ul>
Red Lights	<ul style="list-style-type: none"> <li>Red lights on the rear corners of the load and must be visible from the sides and rear.</li> <li>Lights must be visible for a distance of 300 m.</li> </ul>
Sunrise/ Sunset	<ul style="list-style-type: none"> <li>30 minutes before sunrise and 30 minutes after sunset.</li> </ul>

## SIDE OVERHANG

Permit requirements for all loads with a side overhang of 300 mm (1ft) or more		
When	Highway	Permit Condition
Day	All	Orange or red flags.
Night	All	Amber lights and Red lights.

## REAR OVERHANG

Permit requirements for all loads with a rear overhang of 1.0 m (3.3 ft) or more		
When	Highway	Permit Condition
Day	All	Orange or red flags.
Night	All	Amber lights and Red lights.

## REAR EFFECTIVE OVERHANG

Permit requirements for all loads with a rear effective overhang of 6.5 m –9.0 m (21.3– 29.5 ft)		
When	Highway	Permit Condition
Always	All	Escort vehicle at the rear of the load.
Day	All	Orange or red flags.
Night	All	Amber lights and Red lights.

Permit requirements for loads with a rear effective overhang greater than 9.0 m (29.5 ft)		
When	Highway	Permit Condition
Always	All	Escort vehicle at front and rear of the load.
Night	All	<b>No travel allowed.</b>
Holidays	All	<b>No travel allowed.</b>

\*Rear effective overhang means the greater of the following:

1. The distance from the turn centre to the rearmost point of the truck, trailer or semi-trailer.
2. If there is a load on the truck, trailer or semi-trailer, the distance from the turn centre to the rearmost point of the load

## OVERWIDTH

Permit requirements for vehicles/loads 2.61 m – 3.05 m wide (8.6 ft-10 ft)		
When	Highway	Permit Condition
Day	All	Orange or red flags.
Night	All	Amber lights and Red lights.

Permit requirements for vehicles/loads 3.051 m – 3.3 m wide (10 ft-10.9 ft)		
When	Highway	Permit Condition
Always	2-lane	“D” signs at front and rear of the load.
Always	Multi-lane	“D” signs at rear of the load.
Day	All	Orange or red flags.
Night	All	Amber lights and Red lights.
Night	All	Rear “D” signs must be illuminated.
Adverse Conditions		<b>No travel is permitted.</b>

Permit requirements for vehicles/loads 3.31 m – 3.85 m wide (10.9 ft-12.6 ft)		
When	Highway	Permit Condition
Always	All	A minimum of one amber beacon.
Always	2-lane	“D” signs at front and rear of the load.
Always	Multi-lane	“D” signs at rear of the load.
Day	All	Orange or red flags.
Night	All	Amber lights and Red lights.
Night	All	Rear “D” signs must be illuminated.
Adverse Conditions		<b>No travel is permitted.</b>

Permit requirements for vehicles/loads 3.851 m–4.29 m wide (12.6 ft-14 ft)		
When	Highway	Permit Condition
Always	All	A minimum of one amber beacon.
Always	2-lane	“D” signs at front and rear of the load.
Always	Multi-lane	“D” signs at rear of the load.
Day	All	Orange or red flags.
Night	All	Amber lights and Red lights.
Night	All	Escort vehicles at the front and rear of the load.
Night	All	Rear “D” signs must be illuminated.
Adverse Conditions Holidays		<b>No travel is permitted.</b>

Permit requirements for vehicles/loads 4.3 m–4.45 m wide (14.1 ft-14.6 ft)		
When	Highway	Permit Condition
Always	All	A minimum of one amber beacon.
Always	2-lane	“D” signs at front and rear of the load.
Always	Multi-lane	“D” signs at rear of the load.
Day	All	Orange or red flags.
Day	2-lane	Escort vehicle at the front of the load.
Day	Multi-lane	Escort vehicle at the rear of the load.
Night	All	Amber lights and Red lights.
Night	All	Escort vehicles at the front and rear of the load.
Night	All	Rear “D” signs must be illuminated.
Adverse Conditions Holidays		<b>No travel is permitted.</b>

Permit requirements for vehicles/loads 4.451 m–4.99 m wide (14.6 ft-16.4 ft)		
When	Highway	Permit Condition
Always	All	A minimum of one amber beacon.
Always	2-lane	“D” signs at front and rear of the load.
Always	Multi-lane	“D” signs at rear of the load.
Day	All	Orange or red flags.
Day	2-lane	Escort vehicle at the front of the load.
Day	Multi-lane	Escort vehicle at the rear of the load.
Night Adverse Conditions Holidays		<b>No travel is permitted.</b>

Permit requirements for vehicles/loads 5.0 m–5.49 m wide (16.4 ft-18 ft)		
When	Highway	Permit Condition
Always	All	A minimum of one amber beacon.
Always	2-lane	“D” signs at front and rear of the load.
Always	Multi-lane	“D” signs at rear of the load.
Day	All	Orange or red flags.
Day	2-lane	Escort vehicle at the front and rear of the load.
Day	Multi-lane	Escort vehicle at the rear of the load.
Night Adverse Conditions Holidays		<b>No travel is permitted.</b>

Permit requirements for vehicles/loads 5.5 m–6.39 m wide (18.1 ft-21 ft)		
When	Highway	Permit Condition
Always	All	A minimum of one amber beacon.
Always	2-lane	“D” signs at front and rear of the load.
Always	Multi-lane	“D” signs at rear of the load.
Day	All	Orange or red flags.
Day	All	Escort vehicle at the front and rear of the load.
<b>Night</b> Adverse Conditions Holidays		<b>No travel is permitted.</b>

Permit requirements for vehicles/loads 6.4 m–7.29 m wide (21 ft-23.9 ft)		
When	Highway	Permit Condition
Always	All	A minimum of one amber beacon.
Always	2-lane	“D” signs at front and rear of the load.
Always	Multi-lane	“D” signs at rear of the load.
Day	All	Orange or red flags.
Day	2-lane	Two escort vehicles at the front and one escort at the rear of the load.
Day	Multi-lane	Escort vehicle at the front and rear of the load.
<b>Night</b> Adverse Conditions Holidays		<b>No travel is permitted.</b>

Permit requirements for vehicles/loads 7.3 m wide and over (24 ft)		
When	Highway	Permit Condition
Always	All	A minimum of one amber beacon.
Always	2-lane	“D” signs at front and rear of the load.
Always	Multi-lane	“D” signs at rear of the load.
Day	All	Orange or red flags.
Day	2-lane	Two escort vehicles at the front and one escort at the rear of the load.
Day	Multi-lane	One escort at the front and two escort vehicles at the rear of the load.
<b>Night</b> Adverse Conditions Holidays		<b>No travel is permitted.</b>

## OVERLENGTH

\*Refer to Policy 204 and 212 for requirements for mobile homes and specialized heavy haul equipment

Permit requirements for vehicles/loads 23.01 m-25.0 m long (75.5 ft-82.0 ft)		
When	Highway	Permit Condition
Day	All	Orange or red flags.
Night	All	Amber lights and Red lights.

Permit requirements for vehicles/loads 25.01 m-27.5 m long* (76 ft-90 ft)		
When	Highway	Permit Condition
Always	All	"D" sign at rear.
Day	All	Orange or red flags.
Night	All	Amber lights and Red lights..
Night	All	Illuminated "D" sign mounted at the center of the rear of the load
Adverse conditions		<b>No travel is permitted.</b>

Permit requirements for vehicles/loads 27.51m-30.0 m long* (90 ft-98 ft)		
When	Highway	Permit Condition
Always	All	"D" sign at rear.
Always	All	A minimum of one amber beacon.
Day	All	Orange or red flags.
Night	All	Amber lights and Red lights.
Night	All	Illuminated "D" sign mounted at the center of the rear of the load.
Adverse conditions		<b>No travel is permitted.</b>

Permit requirements for vehicles/loads 30.01 m-34.0m long*(98 ft-112 ft)		
When	Highway	Permit Condition
Always	All	"D" sign at front and rear.
Always	All	A minimum of one amber beacon.
Day	All	Orange or red flags.
Night	All	Amber lights and Red lights..
Night	All	Illuminated "D" sign mounted at the center of the rear of the load
Adverse conditions		<b>No travel is permitted.</b>

Permit requirements for vehicles/loads 34.01 m – 38.0 m long* (111.6 ft -124.7 ft)		
When	Highway	Permit Condition
Always	All	“D” sign at front and rear.
Always	All	A minimum of one amber beacon.
Day	All	Orange or red flags.
Day	2-lane	Escort vehicle at the rear of the load.
Night	All	Escort vehicle at the rear of the load.
Night	All	Amber lights and Red lights.
Night	All	Illuminated “D” sign mounted at the center of the rear of the load.
Adverse conditions		<b>No travel is permitted.</b>

Permit requirements for vehicles/loads 38.01 m – 42.0 m long* (124.7 ft – 137.8 ft)		
When	Highway	Permit Condition.
Always	All	“D” sign at front and rear.
Always	All	A minimum of one amber beacon.
Day	All	Orange or red flags.
Always (loaded)	2-lane	Escort vehicle at the front and rear of the load.
Always (unloaded)	2-lane	Escort vehicle at the rear of the load.
Always (loaded)**	Multi-lane	Escort vehicle at the rear of the load.
Night	All	Amber lights and Red lights.
Night	All	Illuminated “D” sign mounted at the center of the rear of the load.
Adverse conditions		<b>No travel is permitted.</b>

\*\*Special bulk haul agreement vehicles are exempt

Permit requirements for vehicles/loads over 42.0 m* (137.8 ft)		
When	Highway	Permit Condition
Always	All	“D” sign at front and rear.
Always	All	A minimum of one amber beacon.
Day	All	Orange or red flags.
Day	2-lane	Escort vehicle at the front and rear of the load.
Day	Multi-lane	Escort vehicle at the rear of the load.
Night Adverse conditions Holidays		<b>No travel is permitted.</b>

\*\*Special bulk haul agreement vehicles are exempt

## OVERHEIGHT

Permit requirements for all loads with a height between 4.15 m - 5.18 m (13.6 ft-17.0 ft)		
When	Highway	Permit Condition
Always	All	Route subject to the ministry's Structural Clearance Tables.

Permit requirements for loads with a height greater than 5.18 m		
When	Highway	Permit Condition
Always	All	Route subject to the ministry's Structural Clearance Tables.
Always	All	Approval from SaskPower, SaskTel, CN and CP (if applicable).
Night	All	No travel is permitted.

## HIGHWAYS 102 & 905 NORTH OF LA RONGE

Permit requirements for all loads on Highways 102 & 905 North of La Ronge	
When/where permit conditions apply	Permit condition
Always	Escort vehicles must be equipped with VHF radios.
Always.	All drivers are to broadcast their location and direction of travel on the common VHF radio channel when passing numerical markers.
The load width is between 3.0 and 4.0 m.	Escort vehicle at the front of the load.
The load width is greater than 4.0 m	Escort vehicle at the front and rear of the load.
If the passing lane is less than 3.05 m wide.	One additional escort vehicle.
On Highway 102 from 30 .km north of La Ronge (the end of the asphalt surface) to the junctions of Provincial Road #905 and #915 and all of Provincial Road #905.and #915.	Maximum vehicle speed of 70 km/h (all vehicles).
When loaded trucks are overtaking and passing the vehicle.	All empty trucks are to slow sufficiently and move to the right as far as possible to allow loaded trucks to pass at speed.

## OVERDIMENSION SIGNS

A vehicle, required by regulation or permit conditions, to be equipped with dimension signs, may use one of the following:

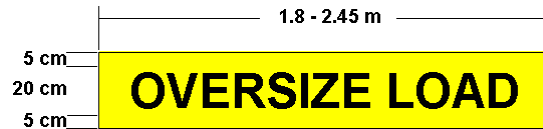
1. Large "D" sign. This sign may be used for over-dimensional vehicles that are long, wide or both long and wide



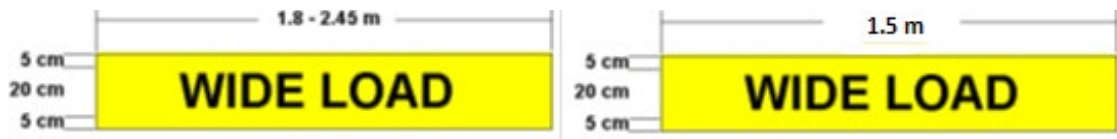
- Small “D” sign. This sign may be used for over-dimensional vehicles that are long, wide or both long and wide



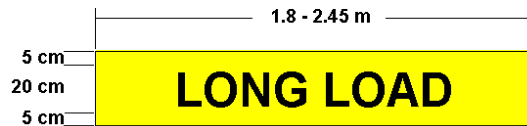
- Oversize Load sign. This sign may be used for over-dimensional vehicles that are long, wide or both long and wide



- Wide Load signs. These signs may be used for a wide load



- Long Load sign. This sign may be used for a long load



Specifications for “Oversize”, “Wide Load” and “Long Load” signs:

- 1.80 m to 2.45 m long x 0.3 m.
- Black letters on yellow background.
- Letters to be Series C, 20 cm high or 4 cm stroke, 28 cm high.