

# Traffic Accommodations

## Escort Vehicle Specifications WD 801

Last Amended: February, 2017

### Regulation Escort Vehicle

Regulation escort vehicles are properly equipped single use two axle vehicles for the purpose of safely moving over-dimension vehicles and loads.

### Regulation Escort Vehicles Are Required

Regulation escort vehicles are required if an over dimensional permit is issued for a load that requires escort vehicles. Unless otherwise stated in this document, escort vehicles must meet the sign box and equipment requirements in this section to be recognized as an escort vehicle. If regulation escort vehicles are required and the escort vehicles used do not meet all of the requirements of this section, they are not considered escort vehicles.

### Equipment Required on Regulation Escort Vehicles

#### *Two Way Radios*

1. Two-way radio communication must be maintained between the operator of the escort vehicle, the operator of the unit towing the load and all other vehicles required by the trip permit at all times. Cell phones are not acceptable.

#### *Equipment to Be Carried On Regulation Escort Vehicles*

1. One stop/slow paddle or red flag per crew member for traffic control.
2. One brightly coloured vest, shirt or jacket that must not be covered by any other clothing when flagging traffic.
3. A fire extinguisher with a rating of 5BC that is kept fully charged and is approved by the Underwriters Laboratory.
4. Flares, lanterns or reflectors that can be used to mark the hazard in the event of a breakdown or accident and are visible for 150 m.

#### *Signs to Be Mounted On Regulation Escort Vehicles*

1. Every escort vehicle must have a mounted 'D' sign, 'Wide Load' sign, 'Long Load' sign or 'Oversize Load' sign on the roof.
2. The sign must be adjustable so it can be:

- A. Upright, displaying the symbol or sign when escorting a load; and
- B. Folded flat when not escorting a load.

#### *Sign Box*

1. The sign box must:
  - A. Be made using mild steel, aluminum or stainless steel.
  - B. Be 180 cm X 35 cm X 10 cm.
  - C. Be coated or painted with a white finish to give good reflective quality.
  - D. Have eight lamps mounted in the box, evenly spaced so that the sign is visible for 200 m.
  - E. All wires, switches and flashers must be protected from the elements.
  - F. An example can be found in Figure 1.

#### *Outboard Lights*

1. Every escort must have two 175 mm flashing amber outboard lights that meet the requirements of SAE Standard J595. This is shown in Figure 1.
2. These lights must be rated at 12.5 volts, 3 amps and 50 candles and have a rated life of 300 hours. Lights must flash simultaneously at 60-90 flashes per minute.

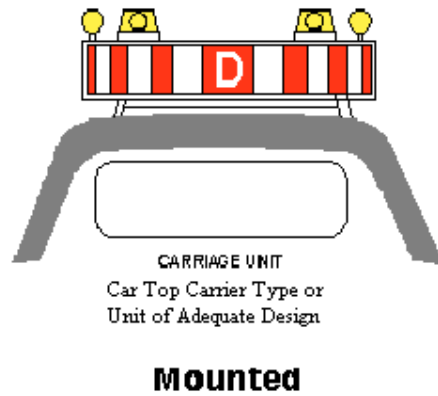
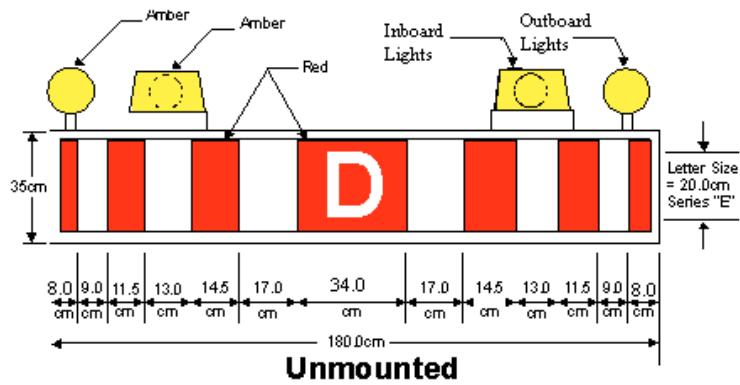
#### *Inboard Lights*

1. Every escort must be equipped with two amber inboard rotating or flashing amber lights that are at least 200 mm in diameter and in the case of rotating lights, be equipped with two sealed beams in each unit.
2. These must be visible for 200 m.

#### *'D' Signs*

1. Made of 3 mm Plexiglas.
2. Have a white background.
3. Have vertical bars of a red transparent paint similar to that used on a stop sign.
4. Have the size and positioning of the bars and letters as shown below in Figure 1:

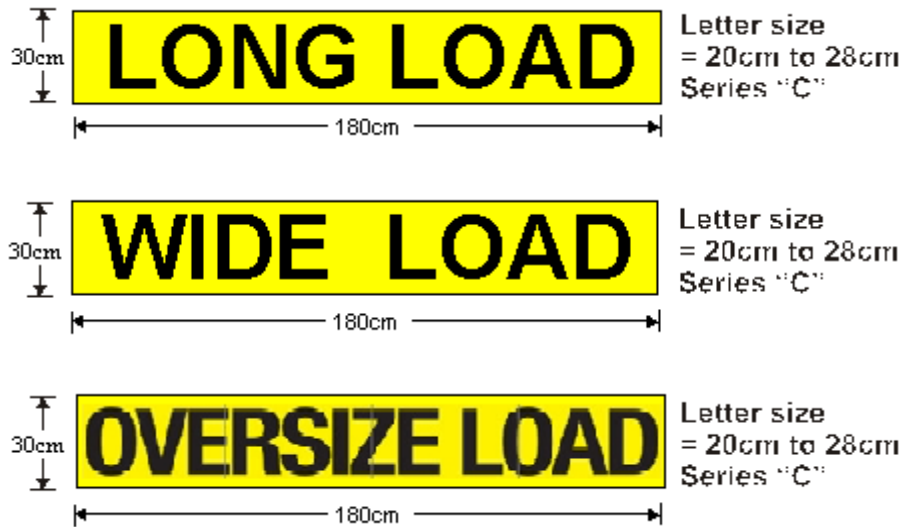
**Figure 1**



*'Wide Load', 'Long Load', or 'Oversize Load' Signs*

1. Must have a yellow background with black lettering as shown in Figure 2.
2. Must have the dimensions set out in Figure 2.
3. Be kept in good repair.
4. Be kept clean and legible at all times.

Figure 2



### Operation of Regulation Escort Vehicles

1. If an escort vehicle is preceding the vehicle transporting an over-dimensional load, the escort vehicle must stay between 300 m-1,000 m in front.
2. If an escort is following the vehicle transporting an over-dimensional load, the escort must follow no more than 300 m away.
3. If an additional escort vehicle is required according to the General Permit Conditions, this extra escort vehicle will precede the oversized load past structures, obstacles, and any other impediments at an adequate distance so as to provide ample warning to the driver of the oversized load.
4. An escort vehicle cannot
  - A. Tow any trailer or vehicle.
  - B. Carry any load that obscures any lights or signs that the escort vehicle requires.
  - C. Carry anything that obscures or interferes with the view of the operator of the escort vehicle.

### Transporting Goods from Manufacturer to Storage

Escort vehicles used to move manufactured goods from the manufacturing site to a storage location and which are owned by the manufacturer of the product are required to have the same equipment and signs with the following exception:

1. The signs must contain the same information and lights as a regulation sign but the material for the sign may be wood. The sign must be kept clean and in good condition.
2. The escort vehicles may only be used during daylight hours. Use of these vehicles during reduced visibility is not recommended.

3. The maximum travelled distance from the manufacturing site to destination not to exceed 80 km.

## Farm Escort Vehicles

A farm escort vehicle is a two axle vehicle that may be used for the purpose of escorting farm equipment being operated, towed or transported

### Farm Escort Vehicles Are Allowed

1. When hauling farm equipment and travelling from:
  - A. Dealership/auction/mechanic to farm.
  - B. Farm to dealership/auction/mechanic.
  - C. Farm to farm.
  - D. When travelling only on municipal roads.
2. Regulation escort vehicles are required:
  - A. When equipment is loaded, towed or self-propelled and exceeds 3.85 m (12.6 ft) from sunset to sunrise (night travel).
  - B. When travelling from dealership to dealership.
  - C. When travelling from dealership to auction.
  - D. When travelling from manufacturer to dealership.

### Farm Equipment

1. Farm equipment/machinery includes any mechanical unit used directly and principally for the purpose of producing agricultural products and includes farm tractors, tillage, seeding, spraying, harvesting, hay making, feed processing, livestock feeding and handling, and manure spreading equipment. It **does not** include items used for shelter/storage of agricultural products (e.g., grain bins, hopper bottoms or cones, livestock shelters, etc.).
2. There is a list of examples of farm machinery on the last page of this document.

### Equipment Required on Farm Escort Vehicles

#### *Flashers*

1. The vehicle must be equipped with 4-way flasher that are activated when being used as an escort.

#### *Equipment to Be Carried on Farm Escort Vehicles*

1. Flares or reflectors to be used in the event of a breakdown.
2. Slow moving sign on the back of the rear escort vehicle if travelling less than 50km/hr.
3. Flags for marking the extremities of the wide vehicle or load.

### *Signs to Be Mounted On Regulation Escort Vehicles*

1. 'Wide Load' or 'D' sign when over-dimensional equipment is wider than 5.0 m.

### *Beacons*

1. Minimum of one rotating or flashing amber beacon on the cab of the towing vehicle when farm machinery is wider than 5.0 m or extends over the center line

## **Highways 102 and 905 North of La Ronge**

Regulation Escort Vehicles are required for any moves on Highway 102 and Highway 905.

### **Escort Vehicles on these sections of highway must:**

1. Be equipped with VHF radios.
2. Not exceed a maximum speed of 70 km/h:
  - A. On Highway 102 from 30 km north of La Ronge to the junction of Provincial Road #905 and #915.
  - B. On Provincial Road #905 and Provincial Road #915.
3. Have all drivers broadcast their location and direction of travel on the common VHF channel when passing numerical markers.

Unless specified otherwise, all weight and dimensions shall conform to legal limits as identified in *The Vehicle Weight and Dimension Regulations, 2010*.