

Municipal Election Results Report

Election Cycle 2022/2024

August 2025

Table of Contents

Introduction.....	3
Glossary of Terms	3
Terms of Office and Submission of Election Results	4
Reporting Election Results	4
Notable Election Situations	5
2022/2024 General Election Results	5
Highlights	5
Incumbents Re-elected-to-Newly-Elected Council Members	5
Council Members Elected by Vote to Elected by Acclamation	8
General Election Results for RMs and Urban Municipalities Under 300 Population	10
Incumbents Re-elected to Newly Elected Council Members	10
Council Members Elected by Acclamation to Elected by Vote	11
Election Cycle Comparisons	12
Reported Elected Officials.....	12
Incumbents Re-elected to Newly Elected Council Members	12
Council Members Elected by Acclamation to Elected by Vote	13
Conclusion	14
Appendix A – Breakdown of Incumbents to Newly Elected	15
Appendix B – Breakdown of Acclamation and Vote	16

Introduction

This report provides statistics to stakeholders and the public on the general election results reported to the Ministry of Government Relations (ministry) from Saskatchewan municipalities for the 2022/2024 general election cycle. 2022 was a general election year for rural municipalities (RMs) due to their staggered election terms and 2024 was a general election year for all municipalities. Key statistics include council members elected by acclamations compared to those elected by vote and newly elected council members compared to incumbents re-elected.

This report will further outline election trends in municipalities under 300 population in the 2021 Statistics Canada Census (census) and provide comparisons of the last three general election cycles as detailed below:

2022/2024	2018/2020	2014/2016
<ul style="list-style-type: none">• 2022 - Even-numbered division councillors of RMs• 2024 - Reeve, odd-numbered division councillors of RMs, mayors and councillors of cities, urban and northern municipalities	<ul style="list-style-type: none">• 2018 - Even-numbered division councillors of RMs• 2020 - Reeve, odd-numbered division councillors of RMs, mayors and councillors of cities, urban and northern municipalities	<ul style="list-style-type: none">• 2014 - Even-numbered division councillors of RMs• 2016 - Reeve, odd-numbered division councillors of RMs, mayors and councillors of cities, urban and northern municipalities

Through the course of the election process, some municipalities may have their elections contested. This report does not reflect the court challenges that may have resulted from the contestation of an election.

Glossary of Terms

Below is an explanation of certain terms used throughout this report:

- **Northern municipalities** include northern towns, northern villages and northern hamlets.
- **Urban municipalities** include towns, villages and resort villages.
- **Mayors of urban municipalities, northern municipalities and cities as well as Reeves of RMs** are council member positions that are the head of council.
- **Incumbents** are council members that hold office on council prior to an election and are seeking re-election for the same position.
- **Newly elected** are council members that have not held office on council prior to the election or council members who have been elected to a new position (e.g. councillor is elected as mayor).
- **Elected by acclamation** means there was only one candidate nominated for the council position; therefore, no vote is required. That candidate is considered elected by acclamation.

- **Elected by vote** is when there are more candidates than there are council positions to fill. Ballots are created and voting takes place to determine the successful candidate(s).

Terms of Office and Submission of Election Results

The term of office for a municipal council member is four years. RMs have staggered election dates and hold elections every two years for certain positions. In 2022, RMs held elections for even-numbered divisions. In 2024, RMs held elections for reeve and odd-numbered division councillors. Cities, urban and northern municipalities hold elections every four years, with the most recent also held in 2024. These are considered general elections. By-elections can also be held if there are vacancies to fill during a term of office, due to resignations, etc. By-elections are not reflected in this report.

In accordance with *The Local Government Election Act, 2015*, municipalities are required to submit their election results to the ministry. Of the 765 Saskatchewan municipalities, more than 99 per cent (763) reported their election results to the ministry. The ministry does not verify the results submitted by municipalities.

763 of the 765 municipalities reported election results.

Election results submitted are not verified by the ministry.

Reporting Election Results

This report includes two main comparisons for reporting on the municipal election results. These comparisons are examined because of questions from the sector and the public, as well as the ministry's interest in democracy's effectiveness at the municipal level. Within each comparison, other data points are used to further help in drawing conclusions from the data.

The two comparisons are broken into three categories each:

1. Incumbents re-elected to newly elected council members

- This comparison shows the turnover of elected officials. It is also broken down by municipality type and can be a measure of citizen engagement in local government.
- A high incumbent re-elected to newly elected percentage can show a lack of engagement by citizens to either challenging the incumbent and/or having a general interest in serving on local council. A high incumbent re-elected to newly elected percentage could also indicate that the citizens are satisfied with how the current council members are governing and wish to keep the status quo.
- A low incumbent re-elected to newly elected percentage could indicate that citizens wish to see something different from the council, that the citizens have lost faith in the council member's ability to represent them or that several citizens have decided to take an interest in local politics.

2. Council members elected by vote to council members elected by acclamation

- Like the first comparison, this can be interpreted as indicating the level of citizen engagement in serving on local council.
- While a high vote-to-acclamation percentage could indicate several citizens want to sit on council, potentially to make changes, a high acclamation to vote percentage could indicate low citizen engagement or not wanting to challenge the status quo.

- c. It is also true that a high acclamation to vote percentage could indicate citizens are supportive of the candidate that has been nominated, so much so that they do not want to run against the candidate.

The ministry reviewed these comparisons as it relates to RMs and urban municipalities that are under 300 population according to the 2021 census. This was examined to see if the size of the municipality impacts the apathy and engagement of citizens. The findings are presented further on in this report.

Notable Election Situations

- The Village of Yarbo was granted an exemption by Minister's Order from holding a general election and the council positions were extended to December 31, 2025, due to its intention to restructure into another municipality.
- The Village of Wiseton experienced an office fire and was granted an extension by Minister's Order to move their election date from November 13, 2024, to March 5, 2025. The results of its 2025 election are included in this report.
- The Resort Village of Pasqua Lake was incorporated on January 1, 2024, by Minister's Order. The Order designated July 29, 2023, as its election day and exempted the requirement to hold another election in 2024. The results of its 2023 election are included in this report.
- The Rural Municipality of the District of Lakeland No. 521 has a bylaw in place under Section 89(2)(a) of *The Municipalities Act* to follow the election schedule for resort villages.

2022/2024 General Election Results

Highlights

There were 4,345 elected council members reported to the ministry from 763 of 765 municipalities.

- 63 per cent (2,721 of 4,345) of elected officials were incumbents re-elected.
 - RMs had the highest percentage of incumbents re-elected at 71 per cent (1,434 of 2,007).
- 37 per cent (1,624 of 4,345) of elected officials were newly elected council members.
 - Northern municipalities had the highest percentage of newly elected council members at 63 per cent (75 of 119).
- RMs had the highest percentage of council members elected by acclamation at 81 per cent (1,624 of 2,007).
- Cities had the highest percentage of council members elected by vote at 87 per cent (106 of 122).

Incumbents Re-elected-to-Newly-Elected Council Members

Information about the incumbents re-elected to the newly elected percentage is below. The data on incumbents was also further broken down by the manner they were elected (acclamation or vote). Table 1 in Appendix A contains the detailed percentage breakdown of incumbents to newly elected by municipality type.

Incumbents Re-elected

- Overall, 63 per cent (2,721 of 4,345) of all elected officials were incumbents re-elected to their same council positions – shown in Figure 1. The breakdown by council position is:
 - Councillors: 62 per cent (2,212 of 3,585)
 - Mayors: 66 per cent (306 of 464)
 - Reeves: 69 per cent (203 of 296)
- The highest percentage of incumbents re-elected for all council positions was in RMs at 71 per cent (1,434 of 2,007) – shown in Figure 2.
- Of the 2,986 incumbent candidates running for office:
 - Nine per cent (263 of 2,986) of incumbent candidates were defeated.
 - 68 per cent (2,037 of 2,986) of incumbents were elected by acclamation.
 - 23 per cent (686 of 2,986) of incumbents were elected by vote

Newly Elected

- Overall, 37 per cent (1,624 of 4,345) of all elected officials were newly elected to council – shown in Figure 1. The breakdown by council position is:
 - Councillors: 38 per cent (1,373 of 3,585)
 - Mayors: 34 per cent (158 of 464)
 - Reeves: 31 per cent (93 of 296)
- The highest percentage of newly elected council members was in northern municipalities with 63 per cent (75 of 119) – shown in Figure 2.

Figure 1: Incumbents Re-elected to Newly Elected by Council Position

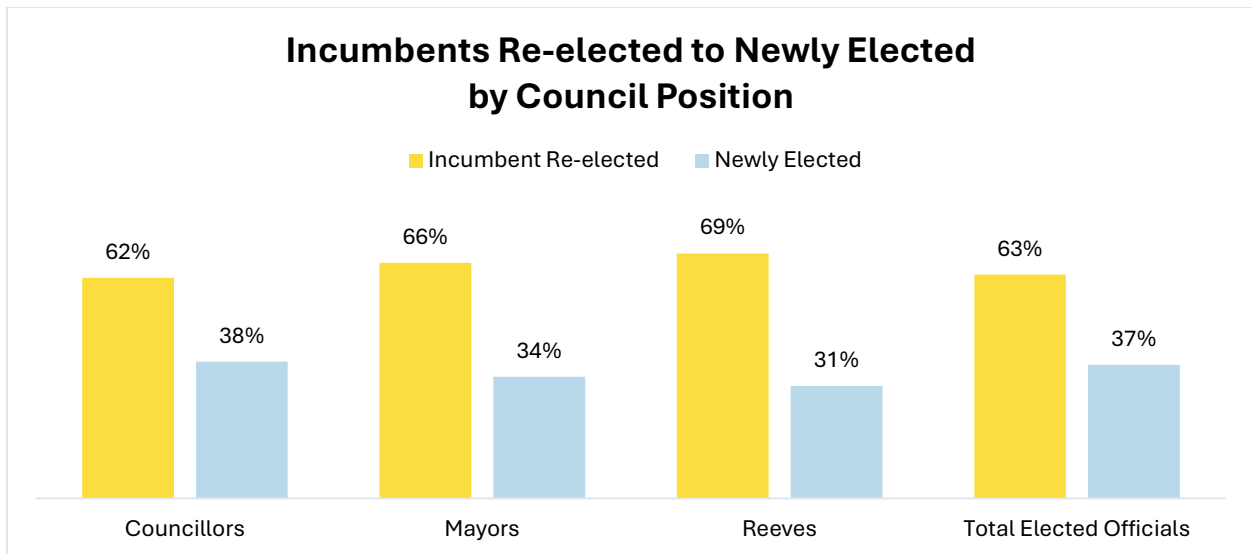
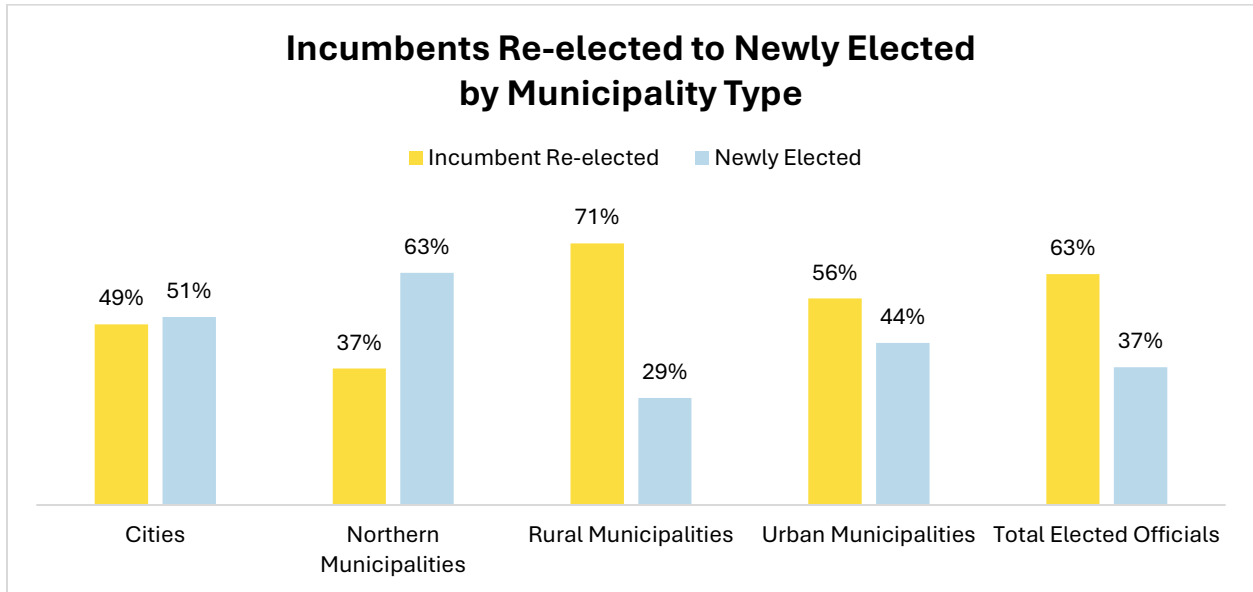


Figure 2: Incumbents Re-elected to Newly Elected by Municipality Type



Further Data on Incumbents and Newly Elected

- There were 2,721 incumbents re-elected.
 - Incumbents re-elected by acclamation represent 75 per cent (2,037 of 2,721), with 25 per cent (684 of 2,721) elected by vote – shown in Figure 3.
- There were 1,624 newly elected council members.
 - Forty-four per cent (719 of 1,624) of newly elected officials were elected by acclamation and 56 per cent (905 of 1,624) were elected by vote – shown in Figure 4.

Figure 3: Incumbent Re-elected Candidates

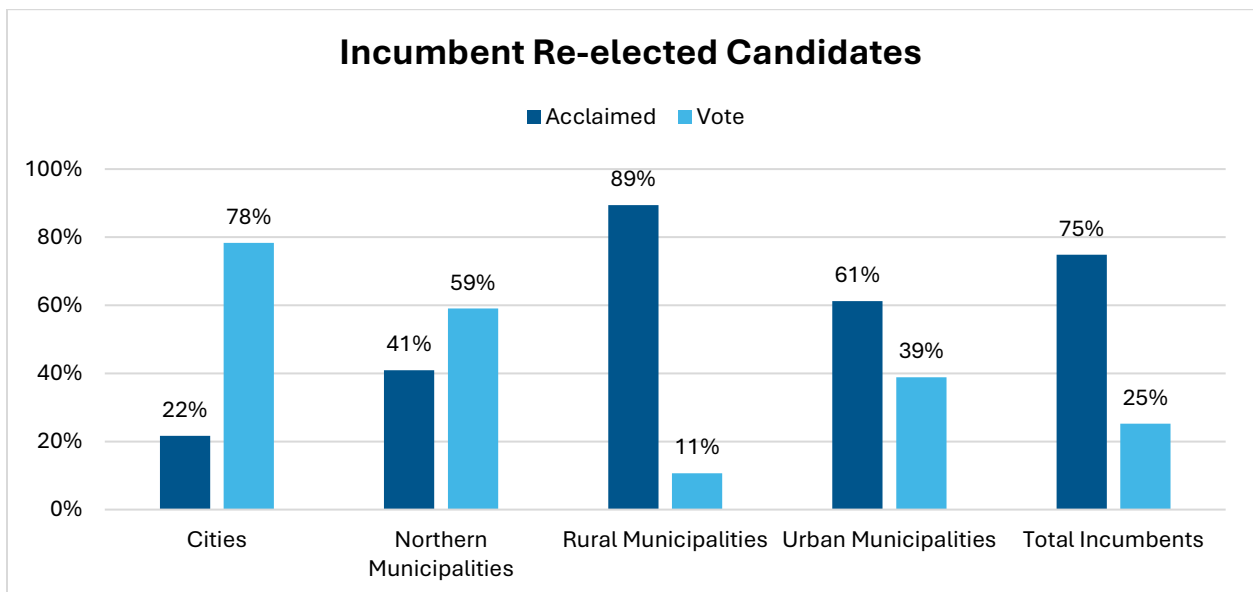
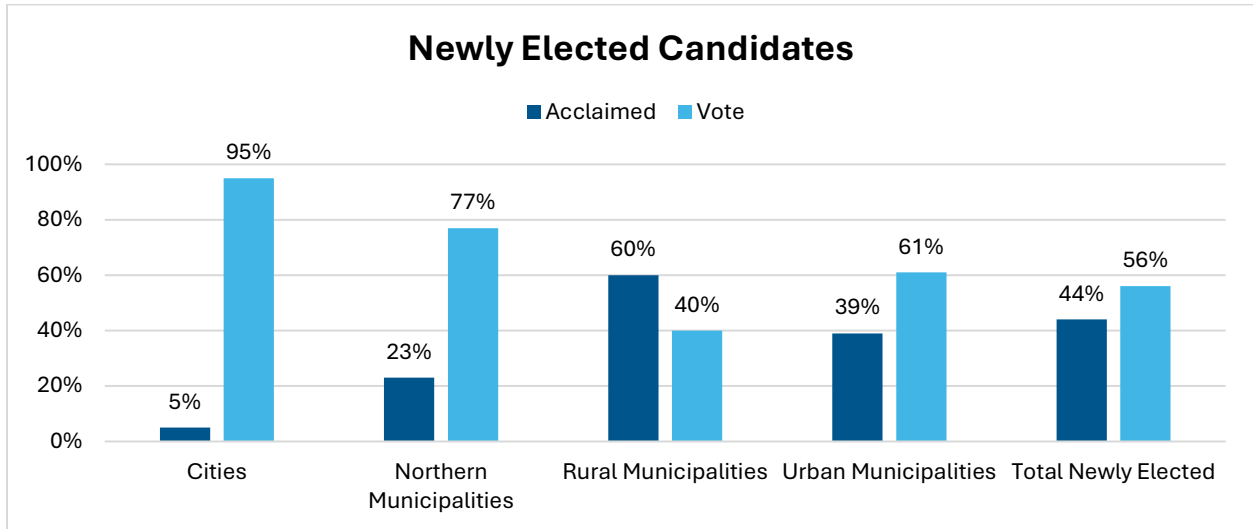


Figure 4: Newly Elected Candidates



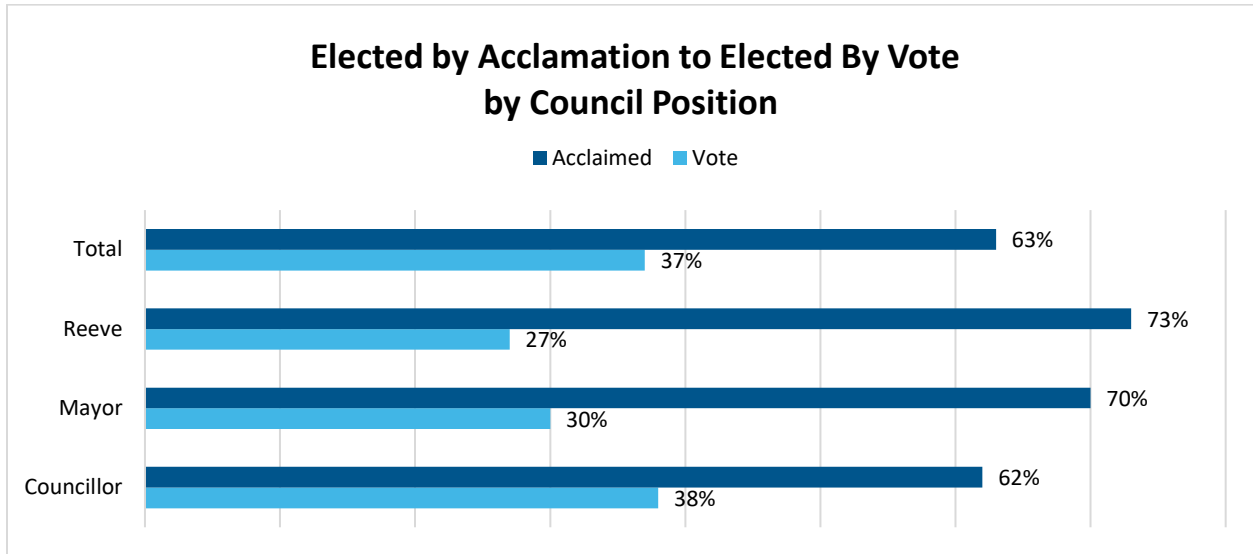
Council Members Elected by Vote to Elected by Acclamation

The percentage of council members that were elected by vote to those that were elected by acclamation is below. Table 2 in Appendix B contains the detailed percentage breakdown of those elected by acclamation and by vote by municipality type.

Elected by Acclamation

- Overall, 63 per cent (2,756 of 4,345) of all elected officials were elected by acclamation – shown in Figure 5. The breakdown by council position is:
 - Councillors: 62 per cent (2,215 of 3,585)
 - Mayors: 70 per cent (324 of 464)
 - Reeves: 73 per cent (217 of 296)
- The highest percentage of acclamations for all council positions was in RMs at 81 per cent (1,624 of 2,007) – shown in Figure 6.

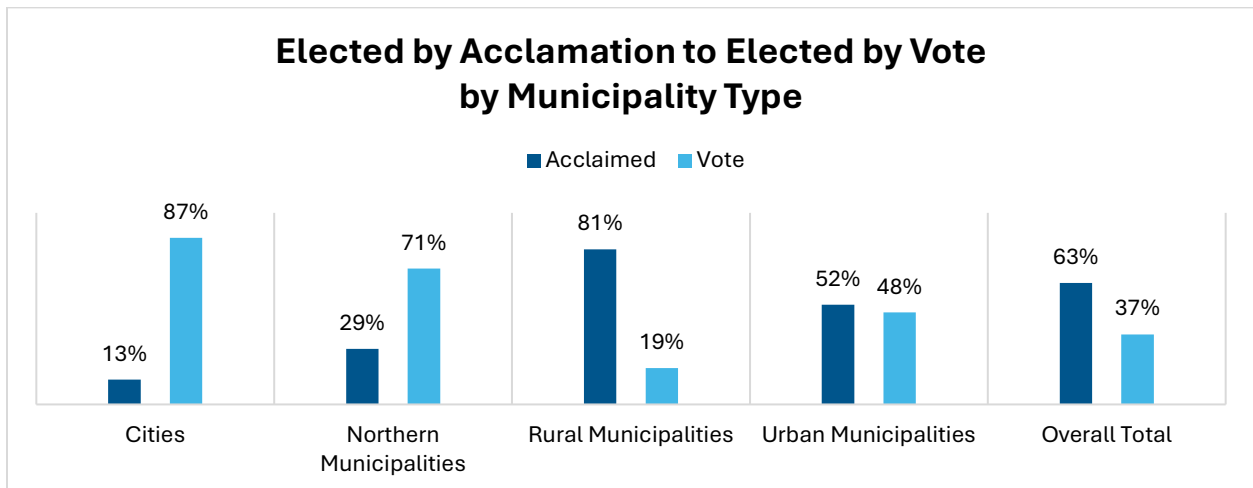
Figure 5: Elected by Acclamation to Elected by Vote by Council Position



Elected by Vote

- Overall, 37 per cent (1,589 of 4,345) of all elected officials were elected by vote – shown in Figure 6. The breakdown by council position is:
 - Councillors: 38 per cent (1,370 of 3,585)
 - Mayors: 30 per cent (140 of 464)
 - Reeves: 27 per cent (79 of 296)
- The highest percentage of officials elected by vote was in the cities with 87 per cent (106 of 122).

Figure 6: Elected by Acclamation to Elected by Vote by Municipality Type



General Election Results for RMs and Urban Municipalities Under 300 Population

The Municipalities Act provides the legislative framework for RMs and urban municipalities. The population threshold for incorporation of a new municipality under the Act is as follows:

- Villages – a population of 300 or more
- Resort Villages (RVs) – a total permanent and seasonal population of 300 or more, if the most recent census shows a population of 100 or more persons
- Towns – a population of 500 or more

This section of the report provides the 2022/2024 election results of RMs and urban municipalities under 300 population based on the 2021 census. This analysis shows election trends of municipalities with smaller populations.

Of the 725 RMs and urban municipalities, 47 per cent (338) have a population under 300. The following is a breakdown of the percentage of municipalities under 300 population, by municipality type:

- 84 per cent (36 of 43) of RVs
- Seven per cent (11 of 147) of towns
- 85 per cent (203 of 239) of villages
- 30 per cent (88 of 296) of RMs

Incumbents Re-elected to Newly Elected Council Members

Overall, most council members in municipalities under 300 population were incumbents re-elected to their council positions – shown in Figure 7.

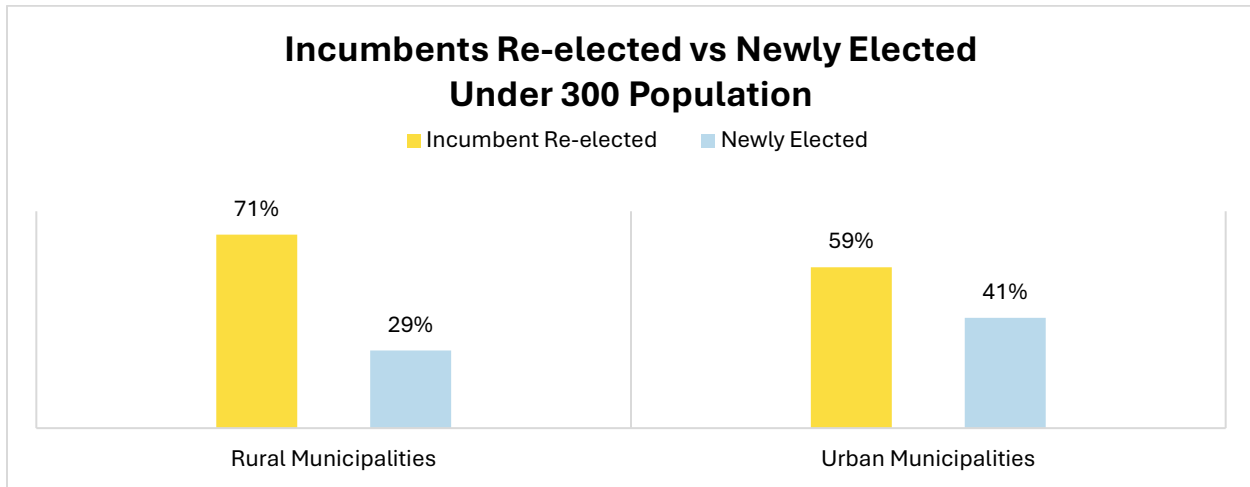
When comparing municipalities under 300 population to all RMs and urban municipalities in the 2022/2024 general election:

- Incumbents re-elected versus newly elected council members for RMs was the same at 71 per cent.
- Incumbents re-elected to newly elected council members for urban municipalities was higher in those under 300 population at 59 per cent compared to 56 per cent.

When compared to the last general election cycle:

- In RMs under 300 population, the number of elected officials who were re-elected incumbents decreased three per cent (from 74 to 71 per cent).
- In urban municipalities under 300 population, the number of elected officials who were re-elected incumbents increased two per cent (from 57 to 59 per cent).

Figure 7: Incumbents Re-elected to Newly Elected Under 300 Population



Council Members Elected by Acclamation to Elected by Vote

As noted, candidates elected by acclamation are more prevalent than those elected by vote in Saskatchewan municipalities. This trend is also true for RMs and urban municipalities under 300 population – shown in Figure 8.

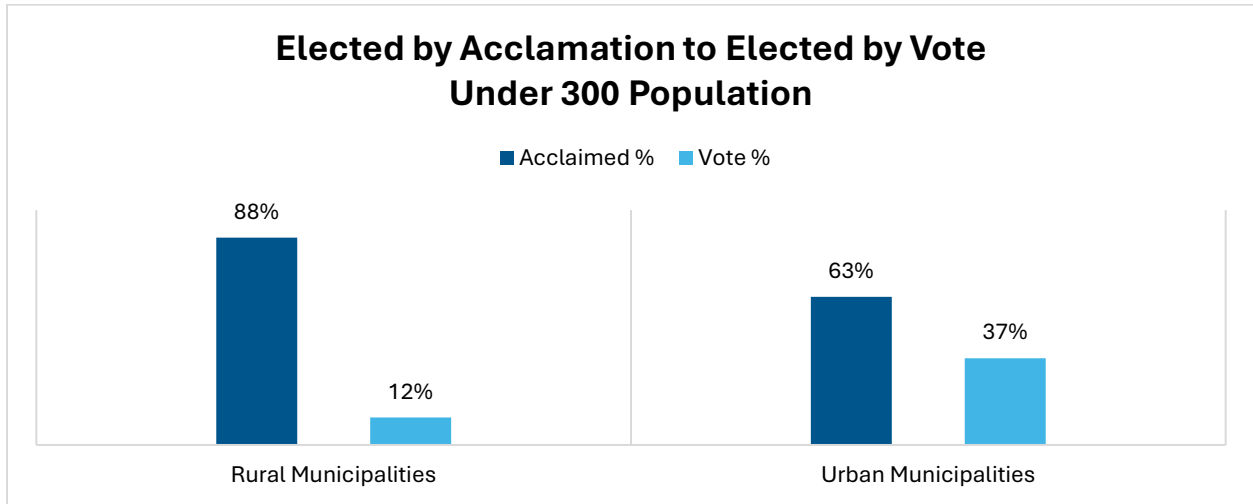
When comparing municipalities under 300 population to all municipalities, those under 300 population had a significantly higher percentage of council members elected by acclamation than those elected by vote, as follows:

- RMs under 300 population – Those elected by acclamation increased seven per cent (81 per cent overall to 88 per cent).
- Urban municipalities under 300 population – Those elected by acclamation increased nine per cent (52 per cent overall to 63 per cent).

When compared to the last general election cycle:

- RMs under 300 population – Those elected by acclamation increased four per cent to those elected by vote (from 84 to 88 per cent).
- Urban municipalities under 300 population – Those elected by acclamation increased five per cent to those elected by vote (from 58 to 63 per cent).

Figure 8: Elected by Acclamation to Elected by Vote Under 300 Population

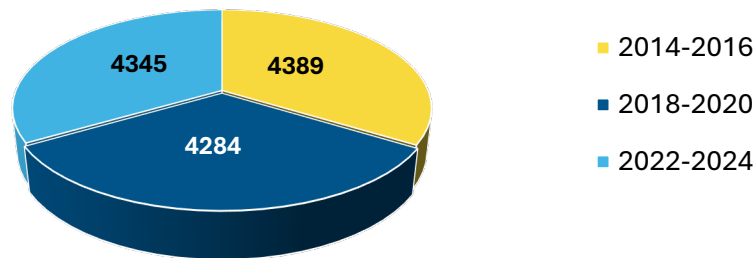


Election Cycle Comparisons

The following information provides a comparison over the last three general election cycles to show trends over time. Overall, the results are consistent within a few percentage points.

Reported Elected Officials

Number of Elected Officials Reported in Each Election Cycle



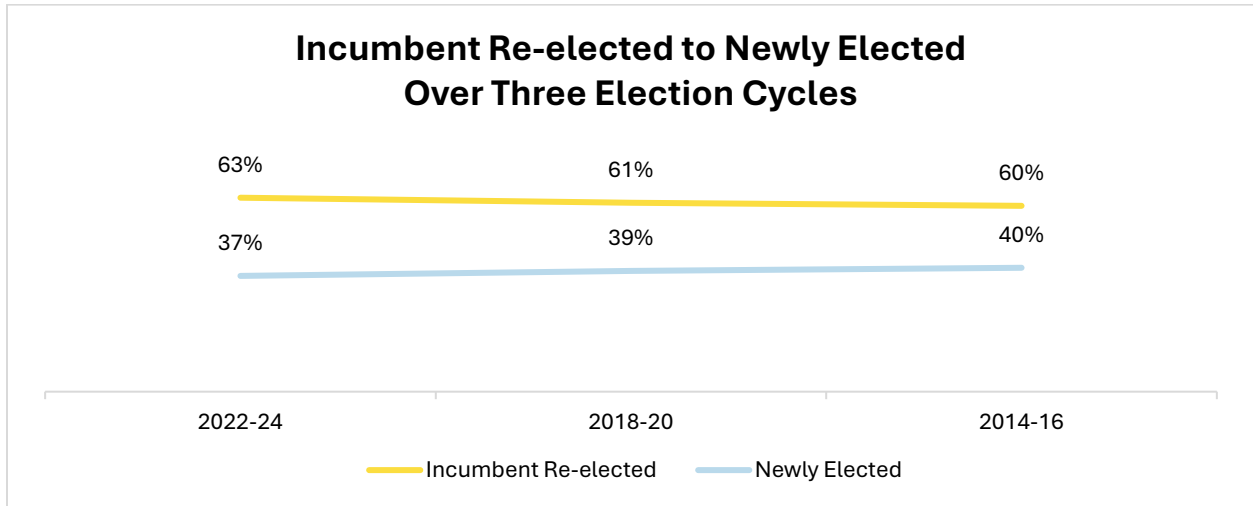
Notable trends in reviewing the last three election cycles:

- 2022/2024 had the highest percentage of those elected by acclamation at 63 per cent.
- 2022/2024 also had the highest percentage of incumbents re-elected, also at 63 per cent.

Incumbents Re-elected to Newly Elected Council Members

Over the last three election cycles, there have been consistent trends between incumbents re-elected to newly elected officials. The average is 61 per cent of incumbents re-elected to 39 per cent newly elected officials – shown in Figure 9.

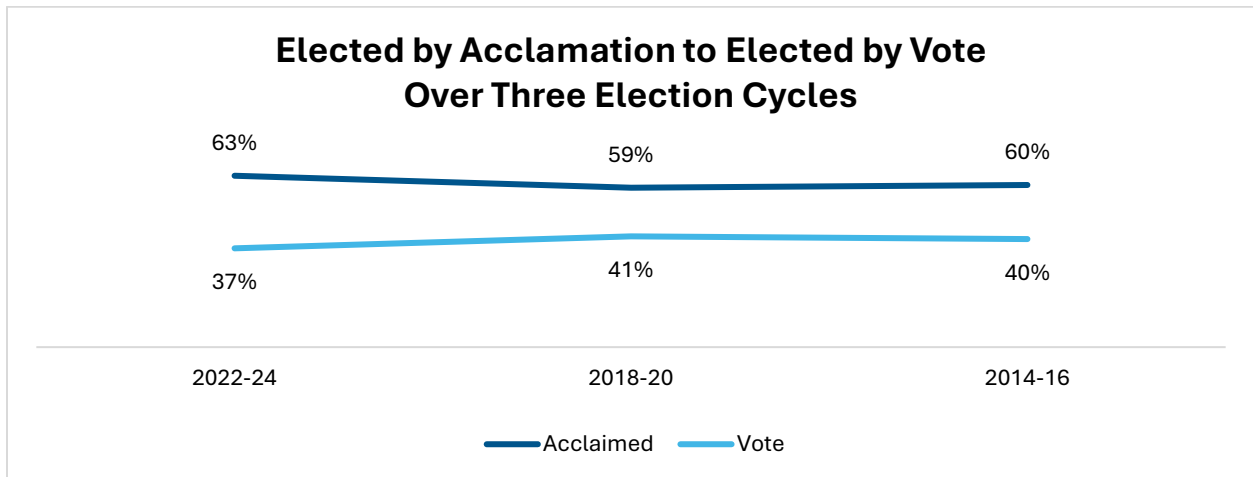
Figure 9: Incumbent Re-elected to Newly Elected Over Three Election Cycles



Council Members Elected by Acclamation to Elected by Vote

Over the last three general election cycles, most council members were elected to their council positions by acclamation (average 61 per cent) versus elected by vote (average 39 per cent) – shown in Figure 10.

Figure 10: Elected by Acclamation to Elected by Vote Over Three Election Cycles



Conclusion

There has not been a notable change in the trends for municipal elections over the last three election cycles. Incumbents re-elected remain significantly higher than newly elected council members and acclamations remain much higher than those elected by vote. These trends may continue unless something changes in the system to increase public interest in involvement in local government. There may be a need to target apathy within the system as well, which could decrease the number of council positions elected through acclamation.

In an effort to make a shift in the trends and increase citizen interest in local politics, the ministry, in consultation with the Saskatchewan Urban Municipalities Association, Saskatchewan Association of Rural Municipalities, Urban Municipal Administrators Association and the Rural Municipal Administrators Association developed a guide and four-part webinar series called "[Consider Running for Council.](#)" These resources were made available in 2024 and provided to the municipal sector to share with their citizens and shared on the Government of Saskatchewan social media platforms.

Serving in local politics has become increasingly challenging due to the number of complex issues facing municipalities, as well as increasing citizen demands and expectations. These increasing challenges and demands could result in further apathy of citizens and lack of interest in serving in these roles. Given the large number of municipalities in Saskatchewan and the thousands of council positions to fill, this could prove to be problematic in the future.

Local government is the one with the greatest impact on residents' day-to-day activities and strong local governments are necessary to vibrant and strong communities.

Appendix A – Breakdown of Incumbents to Newly Elected

Table 1 - Percentage Breakdown of Incumbents to Newly Elected		
Percentage by Municipality Type by Elected Position		
	Incumbents	Newly Elected
Councillor	62%	38%
Northern Hamlets	27%	73%
Northern Towns	67%	33%
Northern Villages	33%	67%
Cities	50%	50%
Resort Villages	48%	52%
Villages	59%	41%
Towns	50%	50%
Rural Municipalities	72%	28%
	Incumbents	Newly Elected
Mayor	66%	34%
Northern Hamlets	30%	70%
Northern Towns	100%	0%
Northern Villages	50%	50%
Cities	44%	56%
Resort Villages	65%	35%
Villages	71%	29%
Towns	63%	37%
	Incumbents	Newly Elected
Reeve - Rural Municipalities	69%	31%
Percentage of Elected Officials by Sector		
	Incumbents	Newly Elected
Northern Municipalities	37%	63%
Cities	49%	51%
Urban Municipalities	56%	44%
Rural Municipalities	71%	29%
Overall	63%	37%

Appendix B – Breakdown of Acclamation and Vote

Table 2 - Percentage of Council Members Elected by Acclamation or by Vote		
Percentage by Municipality Type and by Elected Position		
	Acclamation	Vote
Councillor	62%	38%
Northern Hamlets	30%	70%
Northern Towns	50%	50%
Northern Villages	15%	85%
Cities	10%	90%
Resort Villages	54%	46%
Villages	60%	40%
Towns	33%	67%
Rural Municipalities	82%	18%
	Acclamation	Vote
Mayor	70%	30%
Northern Hamlets	50%	50%
Northern Towns	100%	0%
Northern Villages	40%	60%
Cities	31%	69%
Resort Villages	77%	23%
Villages	76%	24%
Towns	64%	36%
	Acclamation	Vote
Reeve - Rural Municipalities	73%	27%
Percentage by Sector		
	Acclamation	Vote
Northern Municipalities	29%	71%
Cities	13%	87%
Urban	52%	48%
Rural	81%	19%
Overall	63%	37%