

# Highways

## Activity Booklet



## Welcome!

This Highways Activity Book is produced by the Government of Saskatchewan. It is intended to provide information about highway safety through fun activities.

Almost all workplace accidents can be prevented with proper care and education.

*Mission: Zero* means



working toward  
zero injuries,  
zero fatalities,  
zero suffering.

Let's stay safe and have fun!

Name



# SIGNS



These signs warn you that there are workers on the highway and you will need to slow down when passing them.

This sign means you have to slow down to 60 kilometres per hour.

You have to remain at this speed until you see another speed limit sign.



It is used when you need to slow down to stay safe in the work zone.



# THERE ARE WORKERS ON THE ROAD!

Many people work on the highway. Sometimes you will see a flag person wearing yellow directing traffic. The flag person's job is to keep you and the workers safe. They use a sign that says STOP and SLOW.

What colour should these signs be?




# IN THE WINTER...

ONLY pass when it is safe to do so when the **BLUE** and **AMBER** lights are flashing.

Snowplows will pull over every 10 -15 kilometres during a storm to allow passing.

**At what speed must a car slow down to when passing a snowplow that is stopped with its lights flashing?**



# MATCH GAME

Do you know what these signs mean?



A. \_\_\_\_\_



B. \_\_\_\_\_



C. \_\_\_\_\_



D. \_\_\_\_\_



E. \_\_\_\_\_



F. \_\_\_\_\_



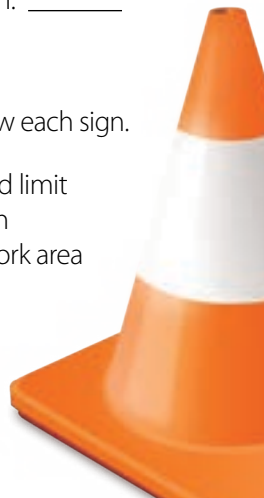
G. \_\_\_\_\_



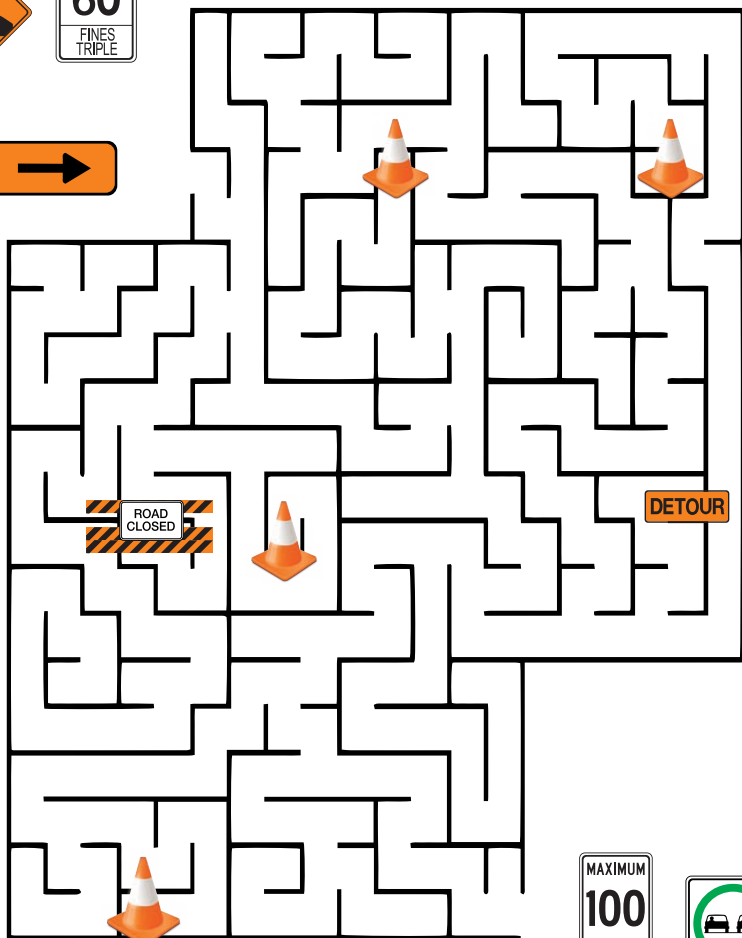
H. \_\_\_\_\_

Write the number of the correct description on the line below each sign.

- |                               |                               |
|-------------------------------|-------------------------------|
| 1. Workers are present        | 5. Photo enforced speed limit |
| 2. No passing allowed         | 6. Max speed is 60 km/h       |
| 3. Right lane is ending ahead | 7. Max speed/end of work area |
| 4. Passing is allowed         | 8. Flag person ahead          |



# MAZE GAME



# SAFETY WORD SEARCH

O Q O O L Y N A D V N Z H Q C  
E A F L G W L D H O Q L C Y R  
C S V C N E E I S M X X T E G  
H N O K R E G R F U F X B C N  
E G I T P H E E B B I M P O I  
C I U S W P A N J S A Y D N S  
K S A A G F O R D E L U W S S  
E H Y A Z I S K D O U G T T A  
R L L X T S T L N H Y M V R P  
B F L U A L O Z B T A P P U K  
O U A N K O P T E A Z T D C Q  
A C X T B W P F F Z Q I R T F  
R X N L T E A Z O N E Y M I I  
D I U X S S W O R K E R S O F  
Q E W O L P W O N S T K B N L




ALERT	PASSING
AMBER	SAFETY
BLUE	SIGNS
CAUTION	SIXTY
CHECKERBOARD	SLOW
CONSTRUCTION	SNOWPLOW
FLAG PERSON	SPEED
HIGHWAY	STOP
HARD HAT	WORKERS
PYLON	ZONE

# PERSONAL PROTECTIVE EQUIPMENT

Personal Protective Equipment (PPE) is used to protect workers in work zones as **the last line of defense**.

**What PPE do you think a flag person must wear? Draw it on!**



- A. Steel-toed boots
- B. Hard hat
- C. Face protection
- D. Gloves
- E. Safety vest
- F. Overalls
- G. Ear plugs/muff
- H. Safety glasses



# BEFORE YOU GO, YOU NEED TO KNOW

The Highway Hotline has a map that shows:

Seasonal Driving Conditions Exist  
Winter Conditions Exist  
Travel Not Recommended  
Road Closed



Road Conditions



Road Closures




Construction Zones



Incidents




Weather Conditions



Call **5-1-1** or visit:  
**saskatchewan.ca/  
highwayhotline** on your  
phone or tablet to check  
road conditions before you  
go out onto the highway.



# ANSWERS



For more information, visit:  
[saskatchewan.ca](http://saskatchewan.ca)

Saskatchewan 

