

## Dear Teacher,

Thank you for sharing your time with your class with us so that we can teach your students about emergencies and fire safety! With your help, we can help students and families learn to be fire safe in their homes.

Now that our presentation is over, our work is not done! To ensure your students understand emergencies and fire safety and will implement what they've learned into their own lives, we've created a small resource kit for you to share with them.

This resource kit includes:

- 🔥 Fire Safety Tips with Sparky the Fire Dog
- 🔥 Fire Inspection Checklist with Sparky
- 🔥 Fire Safety Word Scramble Activity Sheet
- 🔥 Kitchen Safety Search & Find Activity Sheet
- 🔥 Fire House Coloring Math Activity Sheet
- 🔥 Choose Outside Meeting Place Activity Sheet
- 🔥 Home Fire Escape Plan Activity Sheet

Please feel free to print and share any of these resources with your students to help teach them about fire safety.

For more information and resources on emergencies and fire safety, check out these websites:

- 🔥 [Sparky.org](http://Sparky.org) (For students)
- 🔥 [SparkySchoolHouse.org](http://SparkySchoolHouse.org) (For educators)
- 🔥 [saskpublicsafety.ca](http://saskpublicsafety.ca)

**Thank you for everything you do!**

## Dear Family,

Today, I learned about Sparky the Fire Dog! He came to our school and taught us all about emergencies and fire safety.

I learned about how important it is to test our smoke alarms once a month so that we know they're working, and so we can recognize the sound if there is ever an emergency. Can you help me test the smoke alarms today?

We also learned about home fire escape plans and how they can help us leave the house safely in case of an emergency. To make a home fire escape plan, I can draw a map of our home on the back of this page and identify TWO ways out of each. Then, we can pick a designated outdoor meeting spot where we can gather and call 9-1-1 if there's an emergency.

Our outdoor meeting spot is \_\_\_\_\_.

Today, I learned that being safe during an emergency is about being prepared, not scared. The leader said that asking questions and learning about what to do in an emergency is the best way to stay safe. Can we have a quick safety meeting where I can ask you any of my own safety questions?

Thank you for everything you do to keep me safe! By learning more about emergencies and fire safety, I can help to keep you safe, too!

Love,

\_\_\_\_\_



Sparky® and Sparky the Fire Dog® are trademarks of the NFPA. © 2020 National Fire Protection Association

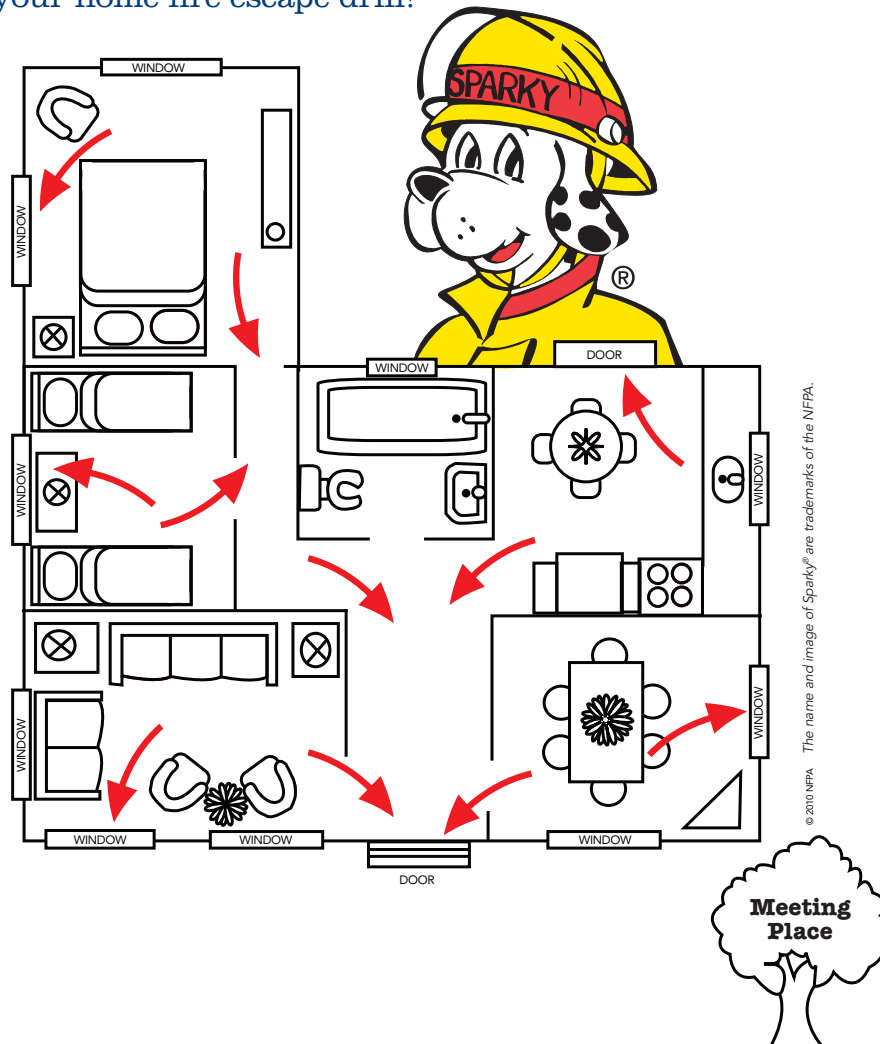
## **Draw your own Home Fire Escape Plan here!**

Remember to include TWO ways out of each room and write down where your outdoor meeting spot is. Choose a meeting spot that never moves, such as a tree, a fence or a street sign. Keep this plan where your whole family can see it!



# How to Make a Home Fire Escape Plan

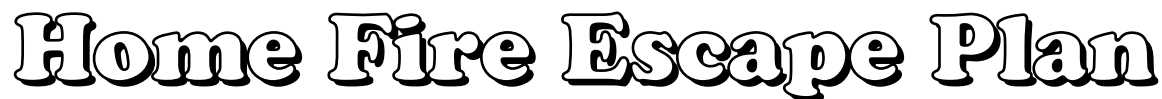
- Draw a map of your home. Show all doors and windows.
- Visit each room. Find two ways out.
- All windows and doors should open easily. You should be able to use them to get outside.
- Make sure your home has smoke alarms. Push the test button to make sure each alarm is working.
- Pick a meeting place outside. It should be in front of your home. Everyone will meet at the meeting place.
- Make sure your house or building number can be seen from the street.
- Talk about your plan with everyone in your home.
- Learn the emergency phone number for your fire department.
- Practice your home fire escape drill!



- Make your own home fire escape plan on the back of this paper.

— Keeping Your Community Safe with Home Fire Escape Drills —

NFPA • 1 Batterymarch Park, Quincy, MA 02169 • [www.nfpa.org/education](http://www.nfpa.org/education)



Memorize your **fire department's emergency phone number** and write it here: \_\_\_\_\_

**Use the space below to create your home fire escape plan.**

[illegible]

- Draw a floor plan or a map of your home. Show all doors and windows.
- Mark two ways out of each room.
- Mark all of the smoke alarms with (SA). Smoke alarms should be in each sleeping room, outside each sleeping area, and on every level of the home.
- Pick a family meeting place outside where everyone can meet.
- Remember, practice your plan at least twice a year!



Check out **www.sparky.org** for fire safety games and activities.  
Sparky® is a trademark of NFPA.


**Grown-ups:** Children don't always awake when the smoke alarm sounds. Know what your child will do before a fire occurs. Get more information on smoke alarms and escape planning at [www.nfpa.org/factsheets](http://www.nfpa.org/factsheets).

# Choose Your Outside Meeting Place

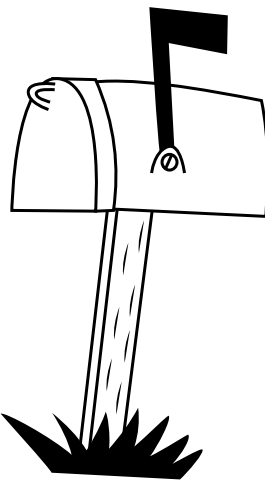
Name: \_\_\_\_\_

**Directions:** Your family should always choose an Outside Meeting Place where you will all meet when the smoke alarm sounds. A good Outside Meeting Place is far enough from your house to be safe, and it stays in one place! Circle the good choices for an Outside Meeting Place below, and put an X over the bad choices.


126




Neighbor's porch




Mailbox



Parked car



Tree



Scooter

64



Your front steps

# Fire Safety Tips with Sparky the Fire Dog

When it comes to fire safety, it's important to be prepared. Check out these tips from Sparky the Fire Dog to learn how YOU can be fire safe!



- 🔥 Make sure you have smoke alarms in every bedroom and every level of your home. Test smoke alarms at least once a month using the test button.
- 🔥 Develop your own home fire escape plan. Draw a map of your home and identify two exit options for every room. Share this with your whole family!
- 🔥 Make sure your whole family knows what your smoke alarms sound like and knows what to do when they hear them. Have a family fire drill to test your family's home fire escape plan.

## In case of a fire:

- 🔥 Remember to STOP, DROP to the ground, and ROLL on the floor to put out any sparks or fires on your clothing.
- 🔥 Stay LOW to the ground and crawl if there's smoke in your home. Breathing in smoke can be harmful to your lungs.
- 🔥 Once you and your family have gathered outside at your designated meeting spot, call 9-1-1. Tell them the type of emergency, your name, your address and the phone number you're calling from. Stay on the phone until the fire department tells you to hang up.
- 🔥 Get out and stay out!



With these tips and help from Sparky the Fire Dog, you can be fire safe!



# Kitchen Safety Hidden Pics

**See if you can find:** ☐ binoculars, ☐ flip-flop, ☐ sock, ☐ sand shovel, ☐ fire hydrant, ☐ sailboat, ☐ pizza slice, ☐ hammer, ☐ comb, ☐ book, ☐ ice cream cone, ☐ leaf, ☐ eyeglasses, ☐ baseball, ☐ banana, ☐ butterfly, ☐ lightbulb, ☐ bell, ☐ fried egg, ☐ beach ball, ☐ baseball bat, ☐ pencil, ☐ tape measure, ☐ 3 smoke alarms!



**Sparky says...**  
"Stay safe in the kitchen!"

- ★ Stay at least 3 feet from the stove.
- ★ A grown-up should decide when you are old enough to use a microwave oven.
- ★ Stay away from things that get hot.
- ★ Remind grown-ups to keep things that can burn away from the stovetop.

CHECK OUT **SPARKY.ORG** FOR MORE FUN!



# Kitchen Safety Key Hidden Pics

**See if you can find:** ☐ binoculars, ☐ flip-flop, ☐ sock, ☐ sand shovel, ☐ fire hydrant, ☐ sailboat, ☐ pizza slice, ☐ hammer, ☐ comb, ☐ book, ☐ ice cream cone, ☐ leaf, ☐ eyeglasses, ☐ baseball, ☐ banana, ☐ butterfly, ☐ lightbulb, ☐ bell, ☐ fried egg, ☐ beach ball, ☐ baseball bat, ☐ pencil, ☐ tape measure, ☐ 3 smoke alarms!



**Sparky says...**  
"Stay safe in the kitchen!"

- ★ Stay at least 3 feet from the stove.
- ★ A grown-up should decide when you are old enough to use a microwave oven.
- ★ Stay away from things that get hot.
- ★ Remind grown-ups to keep things that can burn away from the stovetop.

CHECK OUT **SPARKY.ORG** FOR MORE FUN!

# Word Scramble

Unscramble the words below:

1. eirf tfsaye \_\_\_\_\_
2. yarksp \_\_\_\_\_
3. komse mraal \_\_\_\_\_
4. frei kctur \_\_\_\_\_
5. chares nda ceuser gdo \_\_\_\_\_
6. srien \_\_\_\_\_
7. rife pacsee lpna \_\_\_\_\_
8. siedtou eegtnim aclpe \_\_\_\_\_
9. komse mraal ttabreeis \_\_\_\_\_
10. nirpslekr metssy \_\_\_\_\_
11. otw yaws tuo \_\_\_\_\_
12. ierf paesce \_\_\_\_\_
13. rrefieghfti \_\_\_\_\_
14. rife lldri \_\_\_\_\_



# Word Scramble Answer Key

1. fire safety
2. sparky
3. smoke alarm
4. fire truck
5. search and rescue dog
6. siren
7. fire escape plan
8. outside meeting place
9. smoke alarm batteries
10. sprinkler system
11. two ways out
12. fire escape
13. firefighter
14. fire drill

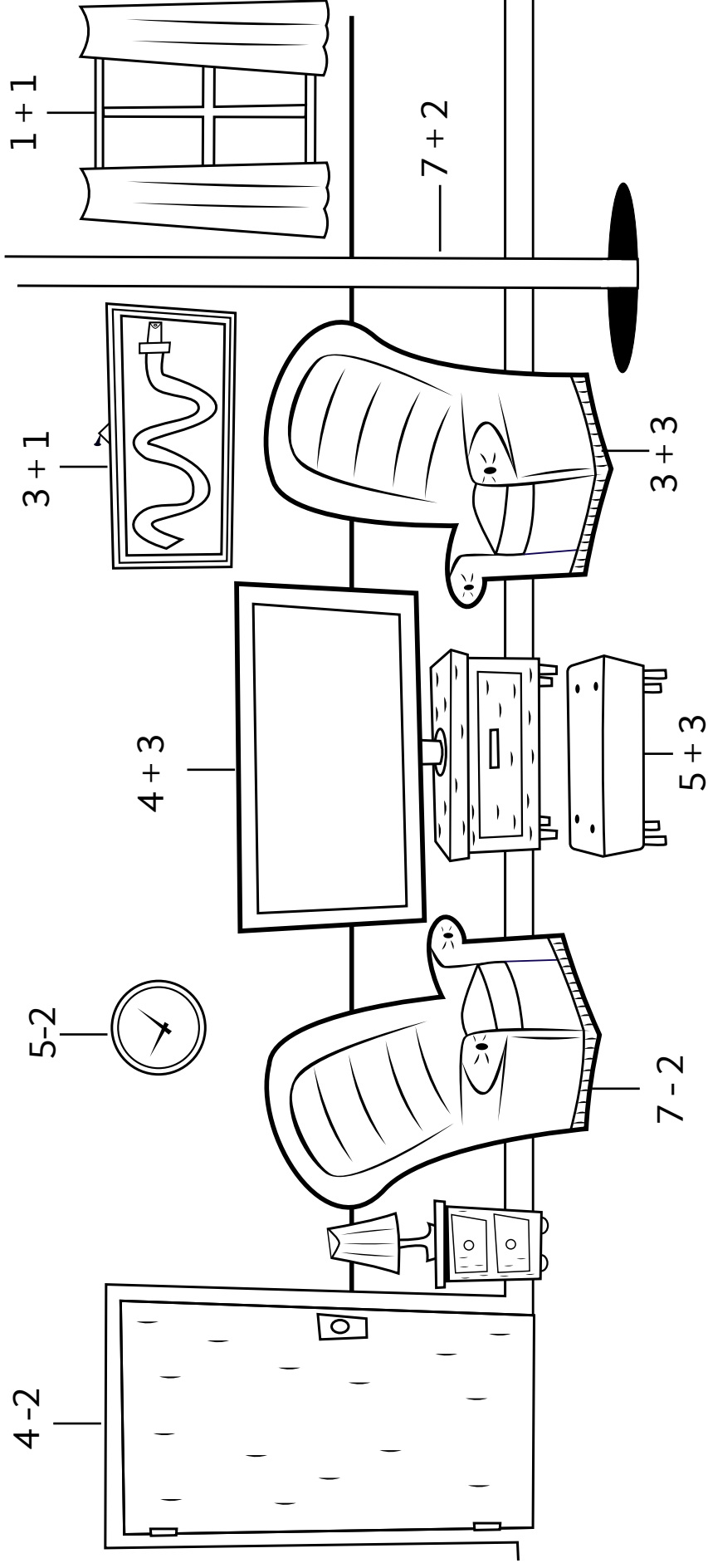
# Firehouse Coloring Math

**Name:**

**Directions:** Solve the math problems. Then use the color key to color each object in the room according to its number. Can you find the two ways out? (They are in **blue**!)

2 = blue  
3 = yellow  
4 = green  
5 = orange

6 = red  
7 = purple  
8 = pink  
9 = grey



# My Fire Inspection Checklist

## Become an official Safety Inspector!

Make sure your home is safe and inspect for risks. Ask a grown-up for help.

If the item on your list is **SAFE**,  
color the circle next to it **GREEN**.  
If the item on your list is **UNSAFE**,  
color the circle next to it **RED**.  
If you are **NOT SURE** if the item on the  
list is safe, color the circle **YELLOW**.



Electrical cords are in good condition (not damaged).



The clothes dryer has a clean vent and filter (no lint build-up).



Appliances and lights are plugged into separate electrical outlets.



A grown-up always stays in the kitchen whenever food is cooking on the stovetop.



All smoke alarms work when tested by a grown-up.



All extension cords are used safely (not under carpets or across walking areas).



All escape routes are clear of clutter and easily accessible.



Portable space heaters are 3 feet away from anything that can burn.



Curtains and other things that can burn are away from the stovetop.



The furnace has been inspected in the past year.



Portable space heaters are off whenever a grown-up leaves the room and goes to sleep.



The chimney has been inspected and cleaned in the past year.



If any of your circles are **YELLOW** or **RED**,  
ask a grown-up to make it safe.

Parent Signature: \_\_\_\_\_

Check out Sparky the Fire Dog® at [sparky.org](http://sparky.org)

Sparky® is a trademark of NFPA