

Indigenous Peoples of Saskatchewan

2021 Census of Canada

This report examines select demographic and geographic aspects of Statistics Canada’s release on Indigenous peoples from the 2021 Census.

INDIGENOUS IDENTITY

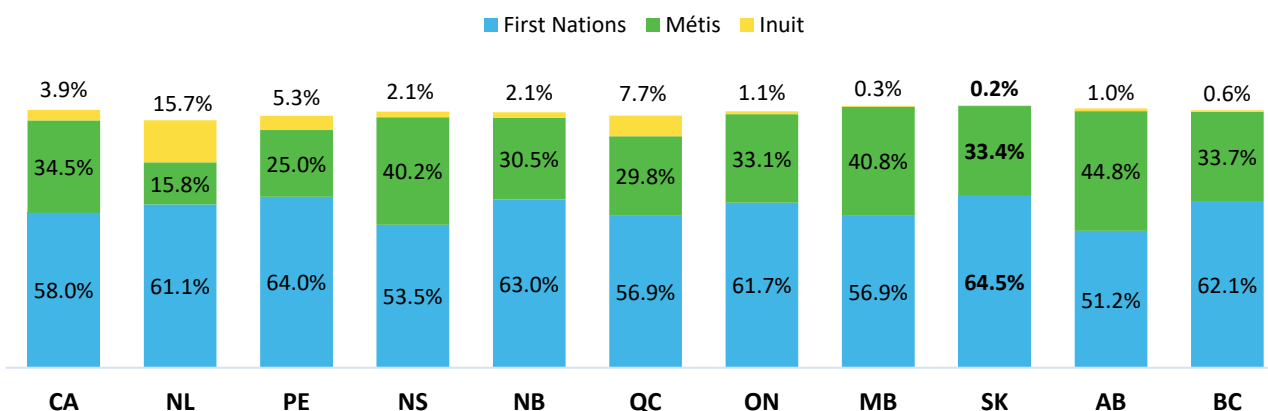
According to the 2021 Census data, Saskatchewan’s population of self-identified Indigenous was 187,885 (17.0 per cent). This was the second highest proportion among provinces, following Manitoba.

Overall, 1,807,250 Indigenous peoples self-identified in the 2021 Census in Canada, accounting for 5.0 per cent of the total population of Canada; 10.4 per cent (187,885) of the total indigenous population lived in Saskatchewan.

The First Nations people of Saskatchewan represented 11.0 per cent of the total population of the province, the highest among provinces. The self-identified Métis population was 62,800 persons (5.7 per cent) of the population and 460 individuals self-identified as Inuit in Saskatchewan.

All provinces had a higher proportion of First Nations than Métis or Inuit. Figure 1 shows the distribution of the Indigenous identity population in Canada and the provinces.

Figure 1: Distribution of the Indigenous Identity Population - 2021 Census



Source: Statistics Canada, 2021 Census of Canada

Note: Single response categories do not sum to the Indigenous identity which also includes multiple response categories and Indigenous identities not included elsewhere.

The Métis population experienced the highest increase at 8.5 per cent, while the First Nations population grew by 5.8 per cent since 2016. Although the Inuit population represented a small portion of the population in Saskatchewan, that group had the highest relative increase at 27.8 per cent.

INDIGENOUS AGE DISTRIBUTION

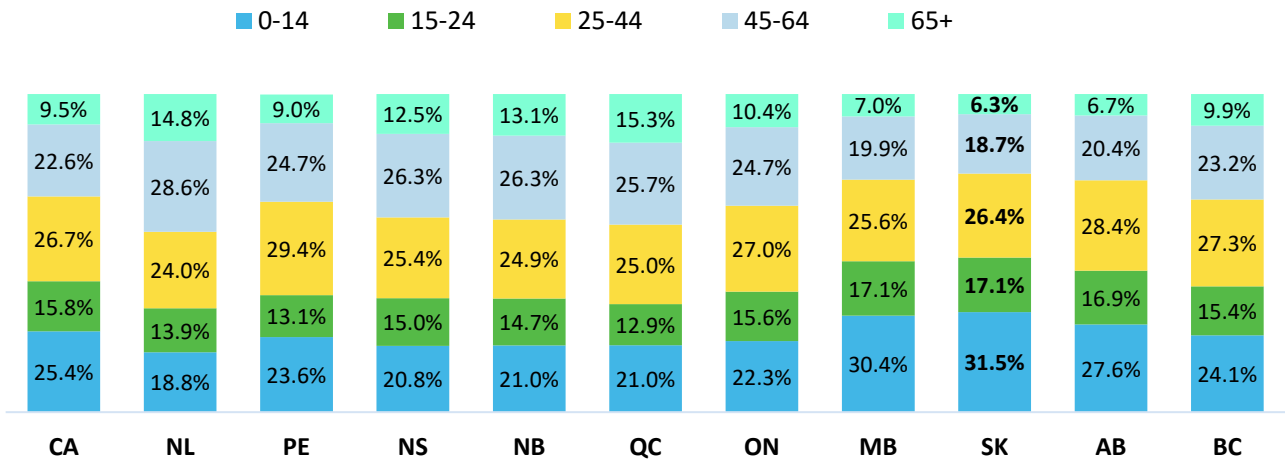
In Saskatchewan, the Indigenous population is younger than the non-Indigenous population. In 2021, almost half of the Indigenous population was under age 25 (48.6 per cent compared to 28.6 per cent in the non-Indigenous population). The share of seniors in the Indigenous people in 2021 increased to 6.3 per cent from 4.9 per cent in 2016 and non-Indigenous seniors rose by 2.2 percentage points to 18.7 per cent. The average age of the Indigenous population was 29.6 years in 2021 while the average age of the non-Indigenous population was 41.3 years.

Indigenous Peoples of Saskatchewan

2021 Census of Canada

The proportion of Indigenous seniors increased by 38.3 per cent between 2016 and 2021 compared to 16.4 per cent for non-Indigenous seniors. Figure 2 shows the age structure of the Indigenous population in Canada and the provinces.

Figure 2: Age Structure of the Indigenous Population - 2021 Census



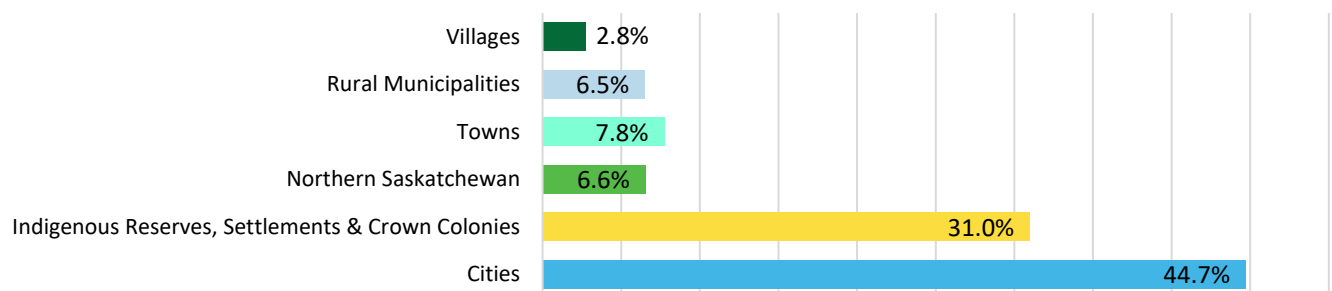
Source: Statistics Canada, 2021 Census of Canada

INDIGENOUS GEOGRAPHIC DISTRIBUTION

In 2021, more than a third of Saskatchewan's Indigenous population (36.9 per cent) lived in the more populous census subdivisions in Saskatchewan; 15.9 per cent (29,880) lived in the city of Saskatoon, 12.4 per cent (23,285) lived in Regina and 8.6 per cent (16,125) lived in Prince Albert.

Over 44 per cent of the Indigenous population lived in cities. Figure 3 shows the distribution of the Indigenous population by location in Saskatchewan.

Figure 3: Distribution of the Indigenous Population by Location



Source: Statistics Canada, 2021 Census of Canada

All data in this report are preliminary and subject to revision. For more details, contact the Saskatchewan Bureau of Statistics at (306) 787-6330 or visit: <https://www.saskatchewan.ca/stats>
Additional information is available at [Statistics Canada](https://www150.statcan.gc.ca/n1/pub/98-646-x/2021001/article/00001-eng.htm).