

Saskatchewan Families, Households and Marital Status

2021 Census of Canada

This report highlights key indicators of Statistics Canada’s release on families, households and marital status from the 2021 Census.

HOUSEHOLD TYPES

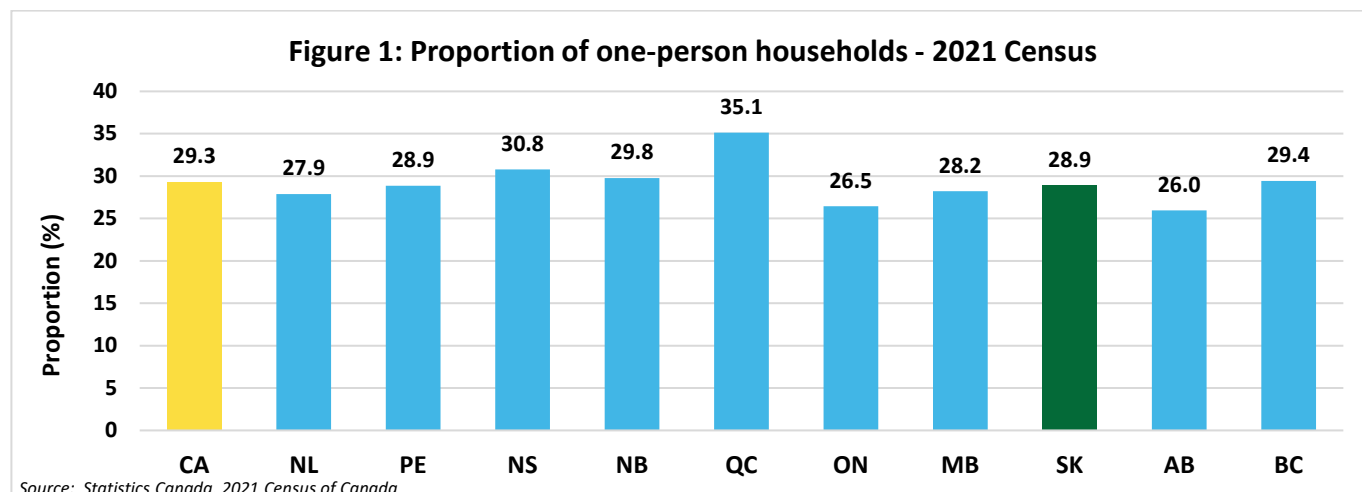
In 2021, there were 449,580 private households in Saskatchewan, an increase of about 4 per cent from 2016. Couples with children at home accounted for 25 per cent of households in 2021, an increase of about 2 per cent compared to the previous census.

Table 1 shows the number and distribution of households by household type for Saskatchewan and Canada.

Household type	Saskatchewan		Canada	
	Count	%	Count	%
Total private households	449,580	100.0%	14,978,940	100.0%
Couples with children at home	113,990	25.4%	3,789,795	25.3%
Couples without children at home	122,800	27.3%	3,837,395	25.6%
One-parent family	38,725	8.6%	1,305,500	8.7%
One person	130,105	28.9%	4,396,010	29.3%
Multiple-family	25,040	5.6%	986,395	6.6%
Other*	18,915	4.2%	663,830	4.4%

* Two-or-more person non-census-family households
Source: Statistics Canada, 2021 Census of Canada

One-person households in Quebec (35.1 per cent) had the largest share of total households while the smallest share was in Alberta (26 per cent). Saskatchewan’s share was the fifth highest among the provinces at 28.9 per cent. Figure 1 shows the share of one-person households for Canada and provinces.



Source: Statistics Canada, 2021 Census of Canada

Saskatchewan Families, Households and Marital Status

2021 Census of Canada

CENSUS FAMILIES

In Saskatchewan, there were 255,910 couple families in 2021, an increase of 1.2 per cent from the 2016 count of 252,765. In 2021, 212,515 of these couples were married and 43,395 were common-law. Of the couple families, 124,575 had children living at home, while 131,340 did not have children living at home.

Table 2 shows the distribution of census families by family structure for Canada, the provinces and territories.

	Total census families		Married couples		Common-law couples		One-parent families	
	Count		Count	Share of Total (%)	Count	Share of Total (%)	Count	Share of Total (%)
Canada	10,262,925		6,627,305	64.6%	1,949,275	19.0%	1,686,340	16.4%
Newfoundland and Labrador	155,770		106,815	68.6%	24,405	15.7%	24,550	15.8%
Prince Edward Island	43,530		30,270	69.5%	6,530	15.0%	6,725	15.4%
Nova Scotia	280,335		182,255	65.0%	49,435	17.6%	48,645	17.4%
New Brunswick	226,865		146,250	64.5%	43,440	19.1%	37,170	16.4%
Quebec	2,323,410		1,111,625	47.8%	828,010	35.6%	383,780	16.5%
Ontario	3,969,670		2,776,160	69.9%	515,395	13.0%	678,115	17.1%
Manitoba	359,585		247,905	68.9%	50,390	14.0%	61,290	17.0%
Saskatchewan	308,690		212,515	68.8%	43,395	14.1%	52,780	17.1%
Alberta	1,164,655		822,175	70.6%	165,295	14.2%	177,185	15.2%
British Columbia	1,399,405		977,005	69.8%	213,920	15.3%	208,475	14.9%
Yukon	10,925		5,965	54.6%	2,915	26.7%	2,050	18.8%
Northwest Territories	11,010		5,430	49.3%	3,010	27.3%	2,575	23.4%
Nunavut	9,070		2,925	32.2%	3,135	34.6%	3,005	33.1%

Source: Statistics Canada, 2021 Census of Canada

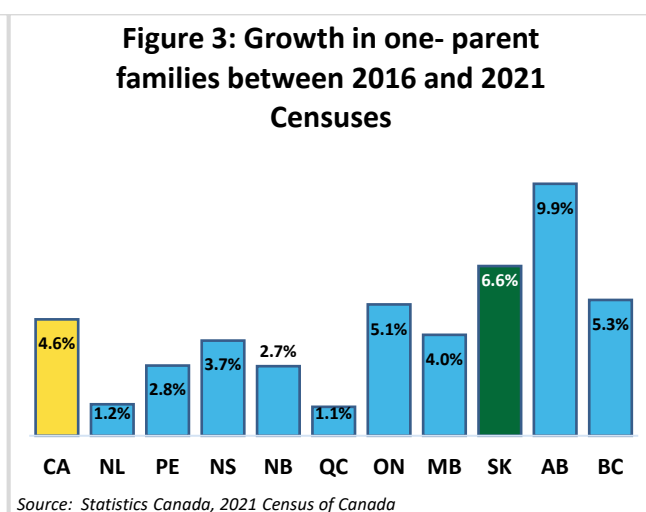
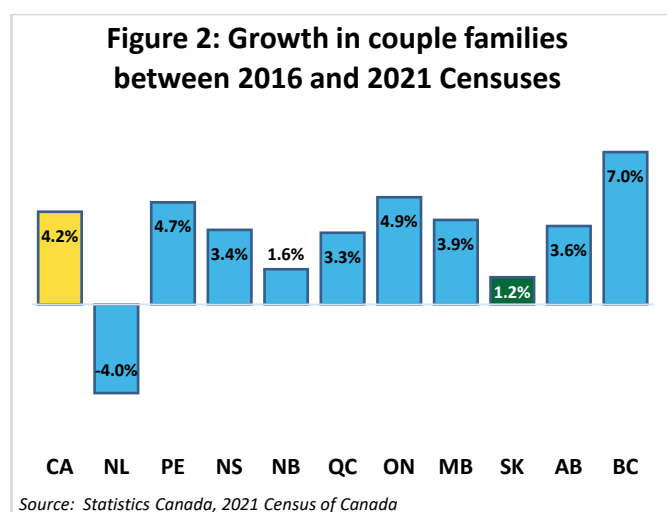
Between 2016 and 2021 Censuses, the number of one-parent families grew faster than couple families. The one-parent families growth rate was the highest in Alberta (9.9 per cent), followed by Saskatchewan at 6.6 per cent, while the smallest growth among the provinces was recorded in Quebec (1.1 per cent). In Saskatchewan, there were 52,780 one-parent families in 2021, 39,825 of which the parent is a woman+ and 12,955 of which the parent is a man+. In 2016, there were 49,490 one-parent families in Saskatchewan.

Across the country, the majority one-parent households were ones in which the parent is a woman+. Among all provinces, Ontario had the highest proportion with 79.4 per cent of all one-parent households in which the parent is a woman+, while Saskatchewan was the second-lowest at 75.5 per cent.

Saskatchewan Families, Households and Marital Status

2021 Census of Canada

Figures 2 and 3 show the growth rate of couple and one-parent families between Censuses.



Beginning in 2021, the terms used to describe certain categories of census family structure and census family status have been revised, though their underlying concepts and definitions remain unchanged. Couple families with children were classified as either (Two-parent) non-stepfamilies or (Two-parent) stepfamilies. Stepfamilies are broken into two basic types – simple stepfamilies, where all children belong to only one married spouse or common-law partner, and complex stepfamilies, which make up the remainder.

Of the 124,575 couple families in Saskatchewan in 2021, 88 per cent were (Two-parent) non-stepfamily and 12 per cent were (Two-parent) stepfamilies. Nationally, 11.7 per cent of couple families were stepfamilies. Of the 14,950 stepfamilies in Saskatchewan, 8,170 were simple stepfamilies and 6,780 were complex stepfamilies. In 2016, there were 15,920 stepfamilies in Saskatchewan.

Table 3 shows the number of (Two-parent) non-stepfamilies and stepfamilies for Canada, the provinces and territories.

Table 3:
Distribution of census families by family structure, Canada, provinces and territories - 2021 Census

	Total couple families	(Two-parent) non-stepfamily	(Two-parent) stepfamilies	Simple stepfamilies	Complex stepfamilies
Canada	4,290,415	3,786,935	503,475	314,740	188,735
Newfoundland and Labrador	54,400	47,595	6,800	4,375	2,425
Prince Edward Island	16,550	14,185	2,365	1,385	980
Nova Scotia	95,775	82,325	13,450	8,470	4,975
New Brunswick	79,420	67,330	12,085	7,500	4,590
Quebec	903,910	764,335	139,575	85,525	54,045
Ontario	1,761,315	1,579,380	181,935	116,740	65,200
Manitoba	154,270	137,590	16,675	9,545	7,130
Saskatchewan	124,575	109,620	14,950	8,170	6,780
Alberta	525,685	468,855	56,835	34,135	22,695
British Columbia	560,805	504,000	56,805	37,770	19,040
Yukon	4,145	3,540	600	385	215
Northwest Territories	4,935	4,165	775	455	315
Nunavut	4,630	4,020	620	260	360

Source: Statistics Canada, 2021 Census of Canada

Saskatchewan Families, Households and Marital Status

2021 Census of Canada

MARITAL STATUS

In 2021, 57.9 per cent of the Saskatchewan population aged 15 and over were either married (48.4 per cent) or living with a common-law partner (9.5 per cent). The remaining 42.1 per cent were not married and not living with a common-law partner, including those who were single and never legally married (28.5 per cent), separated (2.3 per cent), divorced (5.6 per cent) or widowed (5.8 per cent).

Table 4 shows the population of Saskatchewan and Canada by marital status.

	Saskatchewan		Canada	
	Count	%	Count	%
Total population aged 15 years and over	909,390	100.0%	30,979,190	100.0%
Married or living with a common-law partner	526,835	57.9%	17,626,005	56.9%
Married (and not separated)	440,040	48.4%	13,725,630	44.3%
Living common-law	86,795	9.5%	3,900,375	12.6%
Not married and not living with a common-law partner	382,560	42.1%	13,353,185	43.1%
Single (never legally married)	258,905	28.5%	9,025,870	29.1%
Separated	20,685	2.3%	741,135	2.4%
Divorced	50,635	5.6%	1,921,880	6.2%
Widowed	52,330	5.8%	1,664,295	5.4%

Source: Statistics Canada, 2021 Census of Canada

In Saskatchewan, most marriages and relationships were different-gender couples (99 per cent), meaning they included one woman and one man both of whom were cisgender. Only 1 per cent of couples (2,360) were either same-gender couples, transgender couples or non-binary couples.

Same-gender couples, that is, a couple in which there were either two women or two men, and both members were cisgender, represented 0.6 per cent of all couples. Of those 1,570 who were in same-gender marriages or relationships, 615 people were married spouses and 950 were common-law partners.

Transgender or non-binary couples, in which at least one member was transgender or non-binary, accounted for 0.3 per cent. Within this group, transgender couples (a couple in which at least one member was transgender and neither member was non-binary) represented 66 per cent and non-binary couples (in which at least one member was non-binary) represented 34 Per cent. Non-binary couples outnumbered the transgender couples in common-law relationships.

Saskatchewan Families, Households and Marital Status

2021 Census of Canada

FOSTER CHILDREN AND SKIP-GENERATION FAMILIES

In 2021, in Saskatchewan there were 1,940 foster children, 640 of whom were under 5 years of age. Skip-generation families consist of grandparents raising the grandchildren without the presence of parents in the household.

In 2021, 17,015 children aged 0-14 years lived with at least one grandparent. Of those 17,015 children, 21 per cent lived with grandparents only without the presence of parents in the household. Nationally, the skip-generation families represented a small share at about 7 per cent.

Table 5 shows the number of children aged 0-14 years living with their grandparents.

Table 5:				
Children aged 0-14 years, living with grandparents for Saskatchewan and Canada				
	Saskatchewan		Canada	
	Count	%	Count	%
Total 0-14 years old	220,420	100.0%	5,992,345	100.0%
With grandparents	17,015	7.7%	553,855	9.2%
And two-parents	5,850	34.4%	351,390	63.4%
And one-parent	7,575	44.5%	165,605	29.9%
Without parent's present	3,590	21.1%	36,860	6.7%

Source: Statistics Canada, 2021 Census of Canada

All data in this report are preliminary and subject to revision. For more details, contact the Saskatchewan Bureau of Statistics at (306) 787-6330 or visit: <https://www.saskatchewan.ca/stats>
Additional information is available at [Statistics Canada](#).