

# Saskatchewan Post-Secondary Education Indicators



## Sustainability 2020-21

---

## Saskatchewan Post-Secondary Education Indicators: Sustainability 2020-21

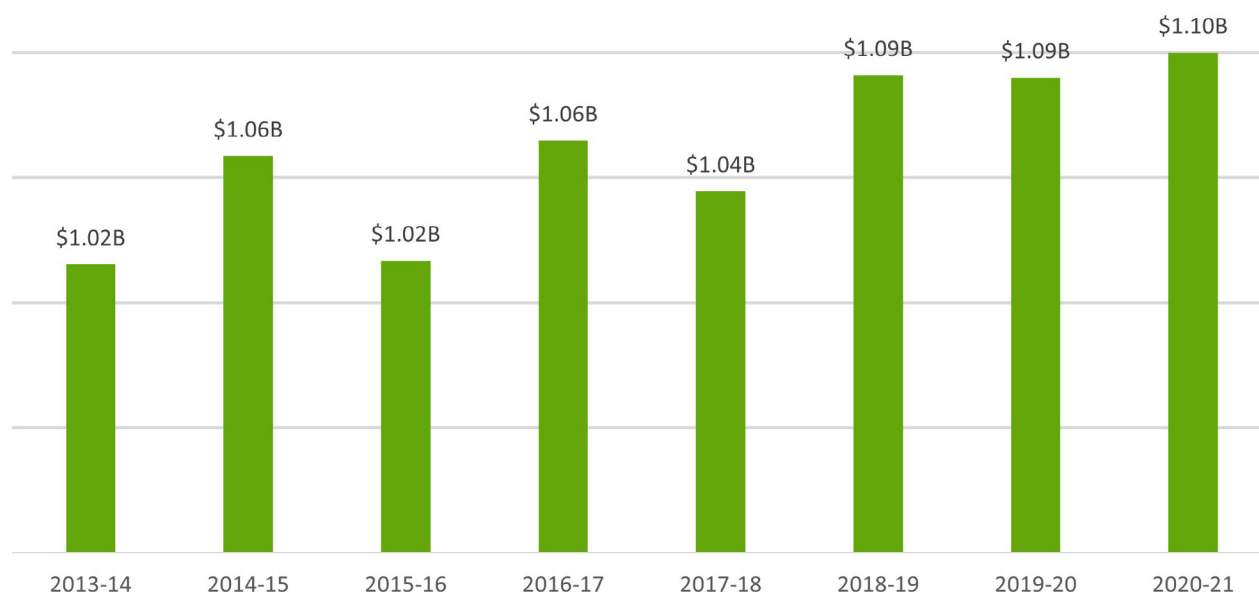
Since 2016, Saskatchewan's post-secondary institutions and the Ministry of Advanced Education have been working together to develop and implement the Post-Secondary Education Indicators Project to collect, analyze and report sector-wide post-secondary data. This report focuses on the financial sustainability of the post-secondary sector by examining the revenue streams and expenditure levels of Saskatchewan's institutions over the past eight years, up to the most recently completed academic year, 2020-21. Data in the report is drawn from financial information submitted by Saskatchewan Polytechnic, the University of Regina, the University of Saskatchewan and their federated and affiliated colleges<sup>1</sup>. All data is presented at the sector-level and is limited to operating revenue and operating expenditures<sup>2</sup>.

### Saskatchewan Post-Secondary Institutions: Revenue

Saskatchewan's post-secondary institutions draw revenue from a wide variety of sources including government operating grants as well as non-government sources including student tuition and fees, donations, investments and sales of products and services. In 2020-21, total operating revenue reached \$1.1 billion at Saskatchewan's institutions.

**Figure 1**

*Saskatchewan Post-Secondary Institutions – Total Operating Revenue, 2013-14 to 2020-21*



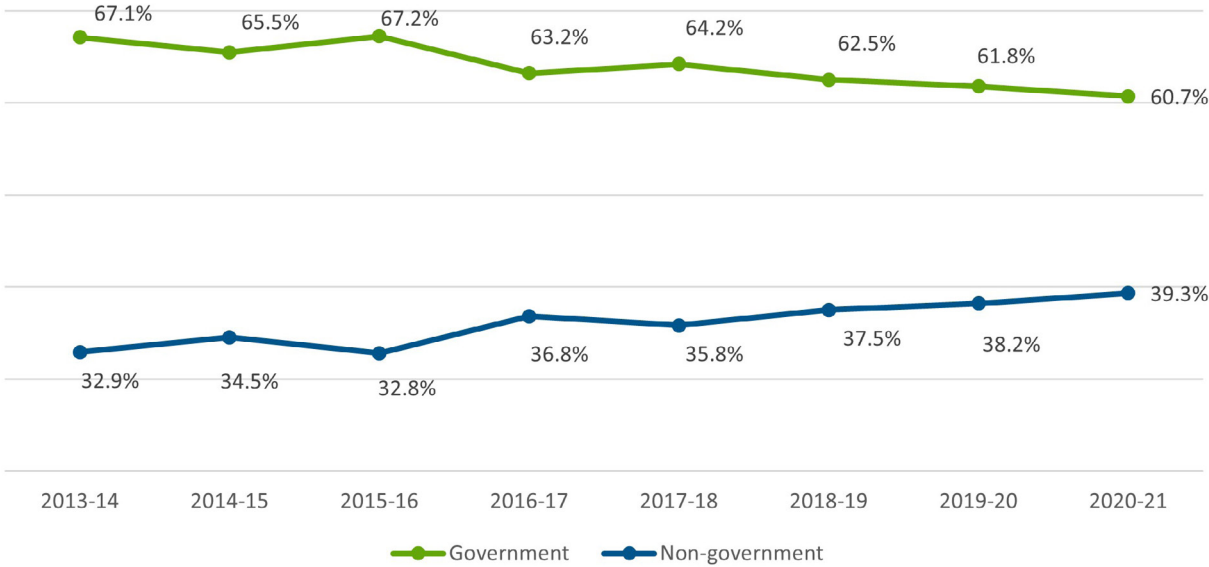
---

<sup>1</sup> Financial information is submitted annually by Saskatchewan Polytechnic, the University of Regina, the University of Saskatchewan, Luther College, Campion College, First Nations University of Canada, St. Thomas More College, and St. Peter's College.

<sup>2</sup> General operating is an unrestricted fund that accounts for the institution's primary operating activities of instruction and research, and which excludes monies designated for sponsored research and capital purposes.

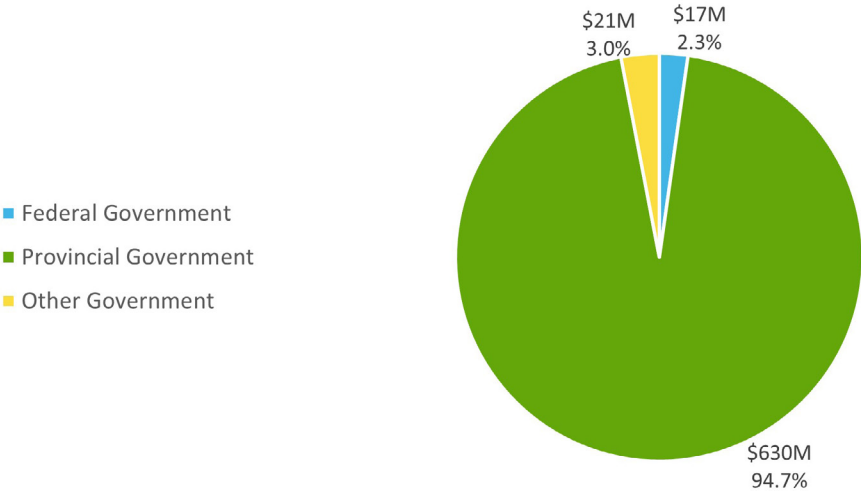
Just over 60 per cent of this money comes from government sources while the remainder is derived from non government revenue sources. Between 2013-14 and 2020-21, government funding decreased as a percentage of total operating revenue by over six percentage points while revenue from non-government sources correspondingly increased by the same amount.

**Figure 2**  
*Saskatchewan Post-Secondary Institutions - Total Operating Revenue by Source, 2013-14 to 2020-21*



Among government sources, the provincial government is the largest contributor to operating revenue at over 94 per cent in 2020-21<sup>3</sup>.

**Figure 3**  
*Government Sources of Saskatchewan Post-Secondary Operating Revenue, 2020-21*

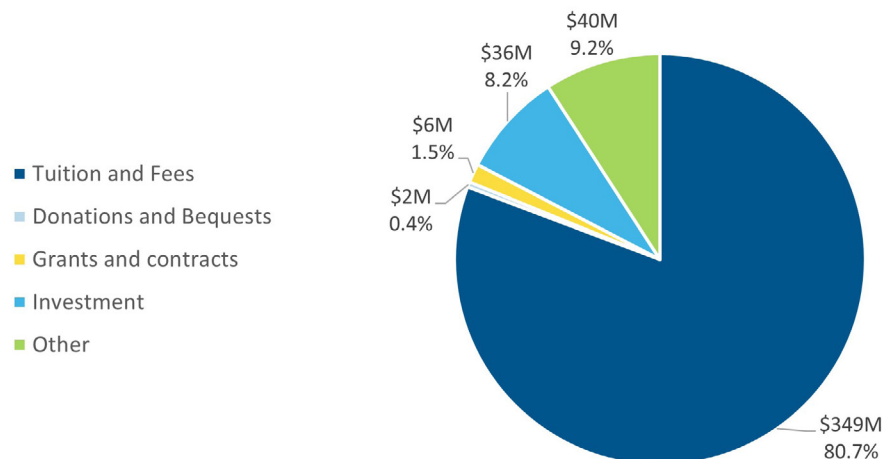


<sup>3</sup> The “Other Governments” category includes municipal governments, other provincial governments in Canada, and foreign governments.

Among non-government sources, tuition and student fees constitute the largest source of operating revenue at 81 per cent<sup>4</sup>.

**Figure 4**

*Non-Government Sources of Saskatchewan Post-Secondary Operating Revenue, 2020-21*

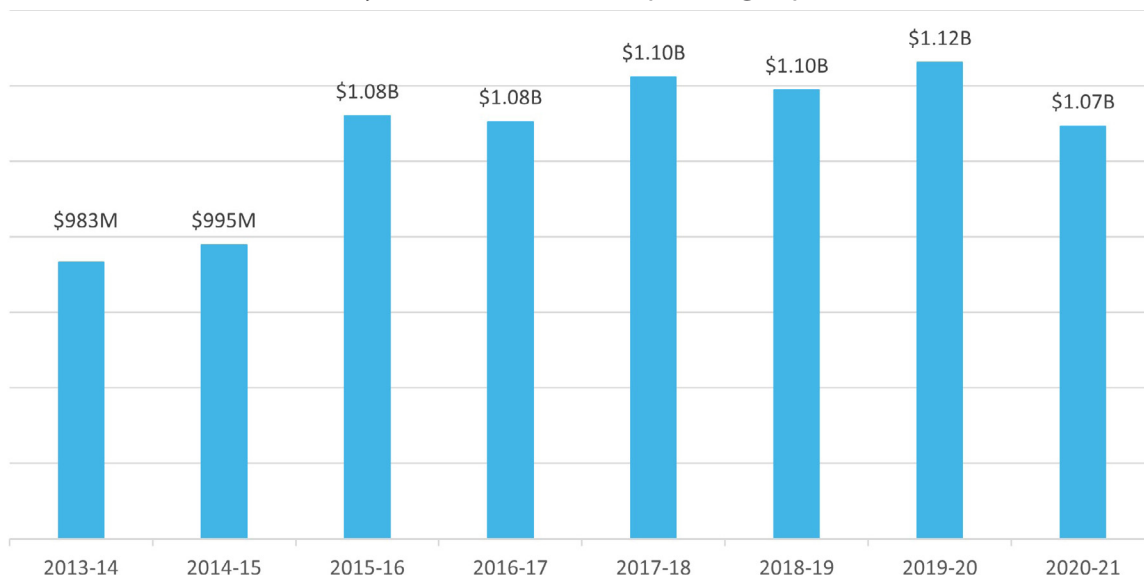


## Saskatchewan Post-Secondary Institutions: Expenditures

Total operating expenditures by Saskatchewan’s post-secondary institutions grew from \$983 million in 2013-14 to \$1.12 billion in 2019-20 but then decreased over the last year to \$1.07 billion in 2020-21. While this represents a nine per cent increase in expenditures, over the same eight-year period, inflation increased by nearly 13 per cent<sup>5</sup>.

**Figure 5**

*Saskatchewan Post-Secondary Institutions – Total Operating Expenditures, 2013-14 to 2020-21*



<sup>4</sup> The “Other” category of non-government revenue includes sales of services and products and miscellaneous income.

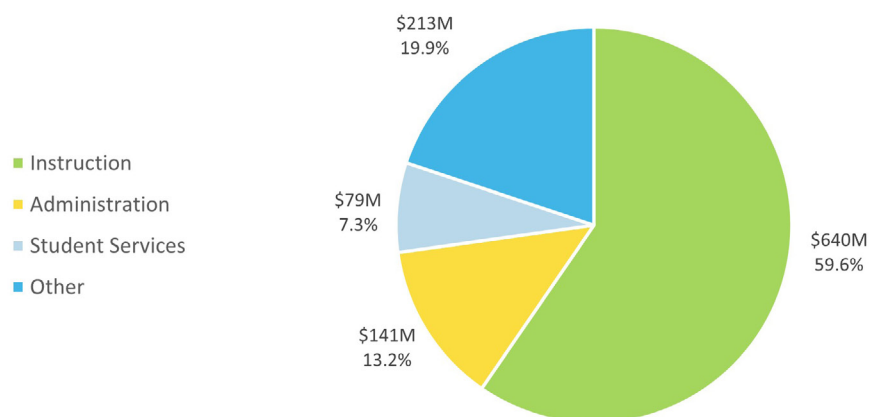
<sup>5</sup> Bank of Canada, Inflation Calculator. <https://www.bankofcanada.ca/rates/related/inflation-calculator/>



These costs may be further divided into expenditures on instruction and non-sponsored research, general administration, student services and other costs. Other costs include expenditures on libraries, computing and communications, physical plants and external relations. In 2020-21, nearly 60 per cent of total operating expenditures were on costs related to instruction and non-sponsored research.

**Figure 6**

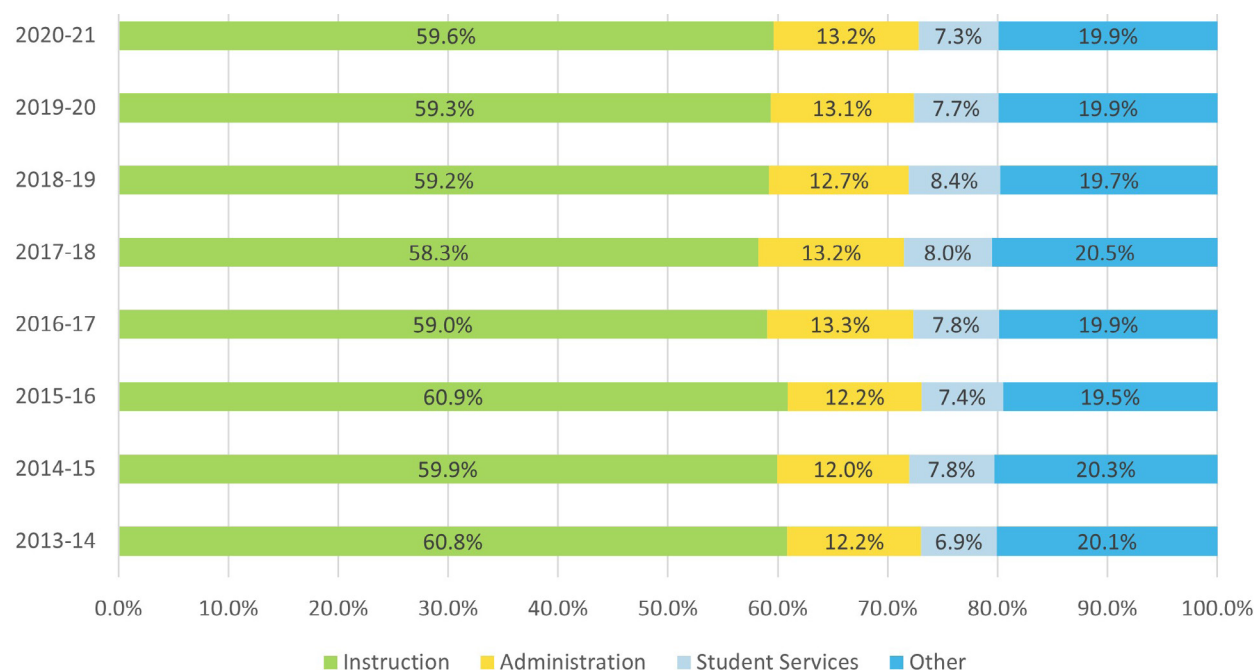
*Saskatchewan Post-Secondary Institutions - Total Operating Expenditures by Category, 2020-21*



Spending levels on these expenditure categories have remained relatively constant over the past eight years. Administration expenditures have increased by one percentage point since 2013-14, while spending on instruction has decreased by the same one percentage point. The proportion of expenditures on student services and other costs have changed just slightly, up 0.4 percentage points and down 0.2 percentage points respectively.

**Figure 7**

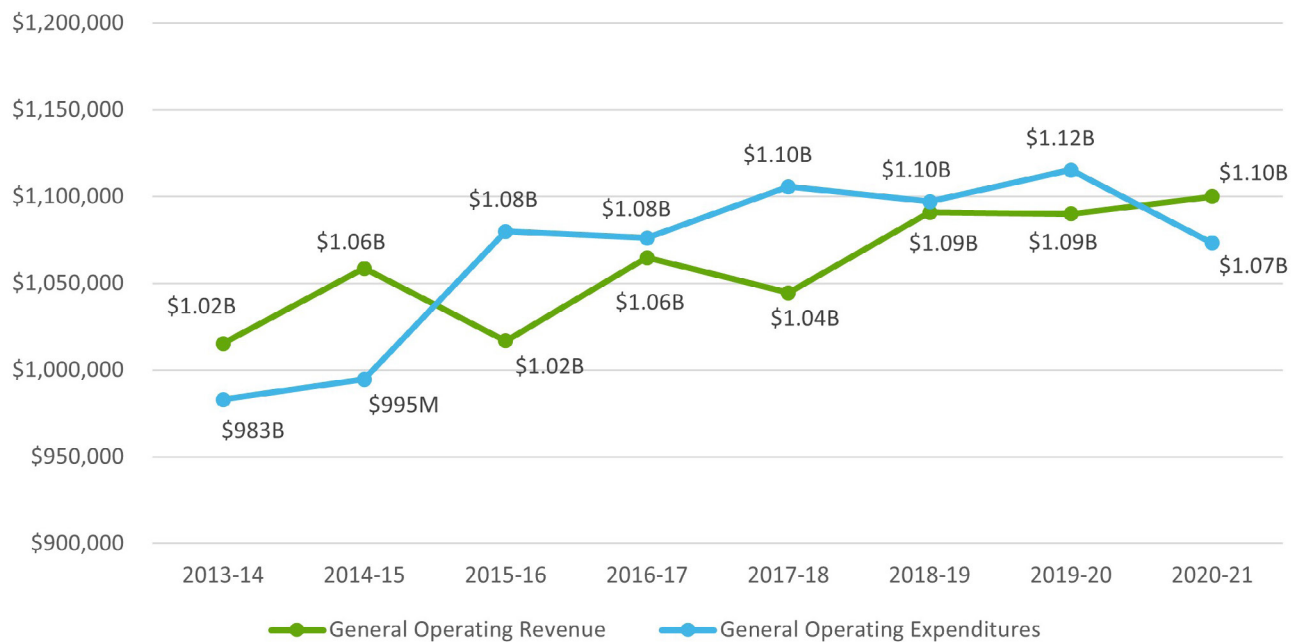
*Saskatchewan Post-Secondary Institutions - Total Operating Expenditures by Category, 2013-14 to 2020-21*



Between 2015-16 and 2019-20 operating expenditures exceeded revenues in Saskatchewan's post-secondary sector. In 2020-21, due to an increase in operating revenues and a decrease in expenditures, revenue exceeded expenditures for the first time in six years.

**Figure 8**

*Total Operating Revenue and Expenditures, 2013-14 to 2020-21*



The next project report will be released in summer 2022 and will focus on post-secondary credentials awarded between 2017 and 2021.