



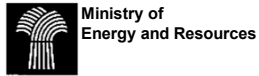
Monthly Natural Gas Royalty/Tax Factor History

Date		Provincial Average Gas Price			Fourth Tier Gas				Third Tier Gas			New Gas			Old Gas			Provincial Average Gas Price Formula
Month	Year	GP	PGP	PGP	C _g	D _g	K _g	X _g	C _g	K _g	X _g	C _g	K _g	X _g	C _g	K _g	X _g	
		(\$/1000 m ³)	(\$/1000 m ³)	(\$/GJ)														
May	2026	-	-	1.60	0.0584	1.46	12.02	778	0.1021	23.56	1359	0.1303	30.06	1734	0.1699	39.20	2261	[(2/3)*(NGX AB-NIT Month Ahead Index 7A) + (1/3)*(NGX AB-NIT Same Day Index)] + Fieldgate Adjustment
Apr.	2026	-	-	1.86	0.0778	1.94	16.00	1035	0.1154	26.63	1536	0.1396	32.22	1859	0.1816	41.90	2417	[(2/3)*(NGX AB-NIT Month Ahead Index 7A) + (1/3)*(NGX AB-NIT Same Day Index)] + Fieldgate Adjustment
Mar.	2026	-	-	2.05	0.0888	2.22	18.27	1182	0.1230	28.38	1637	0.1450	33.45	1930	0.1882	43.44	2506	[(2/3)*(NGX AB-NIT Month Ahead Index 7A) + (1/3)*(NGX AB-NIT Same Day Index)] + Fieldgate Adjustment
Feb.	2026	-	-	2.47	0.1071	2.68	22.04	1426	0.1356	31.29	1805	0.1538	35.50	2048	0.1993	46.00	2654	[(2/3)*(NGX AB-NIT Month Ahead Index 7A) + (1/3)*(NGX AB-NIT Same Day Index 1)] + Fieldgate Adjustment
Jan.	2026	-	-	3.13	0.1260	3.15	25.93	1678	0.1486	34.29	1978	0.1630	37.61	2170	0.2108	48.64	2806	[(2/3)*(NGX AB-NIT Month Ahead Index 7A) + (1/3)*(NGX AB-NIT Same Day Index 1)] + Fieldgate Adjustment
Dec.	2025	-	-	3.40	0.1317	3.29	27.09	1753	0.1525	35.18	2030	0.1657	38.24	2206	0.2142	49.42	2851	[(2/3)*(NGX AB-NIT Month Ahead Index 7A) + (1/3)*(NGX AB-NIT Same Day Index 1)] + Fieldgate Adjustment
Nov.	2025	-	-	2.66	0.1135	2.84	23.36	1511	0.1400	32.30	1863	0.1569	36.21	2089	0.2032	46.89	2705	[(2/3)*(NGX AB-NIT Month Ahead Index 7A) + (1/3)*(NGX AB-NIT Same Day Index 1)] + Fieldgate Adjustment
Oct.	2025	-	-	1.51	0.0502	1.25	10.32	668	0.0964	22.25	1284	0.1263	29.14	1681	0.1649	38.05	2195	[(2/3)*(NGX AB-NIT Month Ahead Index 7A) + (1/3)*(NGX AB-NIT Same Day Index 1)] + Fieldgate Adjustment
Sep.	2025	-	-	0.98	0.0328	0.82	6.75	437	0.0845	19.50	1125	0.0880	20.30	1171	0.1170	26.99	1557	[(2/3)*(NGX AB-NIT Month Ahead Index 7A) + (1/3)*(NGX AB-NIT Same Day Index 1)] + Fieldgate Adjustment
Aug.	2025	-	-	1.06	0.0328	0.82	6.75	437	0.0845	19.50	1125	0.0962	22.20	1281	0.1273	29.37	1694	[(2/3)*(NGX AB-NIT Month Ahead Index 7A) + (1/3)*(NGX AB-NIT Same Day Index 1)] + Fieldgate Adjustment
Jul.	2025	-	-	1.46	0.0451	1.13	9.29	601	0.0930	21.46	1238	0.1239	28.58	1649	0.1619	37.35	2155	[(2/3)*(NGX AB-NIT Month Ahead Index 7A) + (1/3)*(NGX AB-NIT Same Day Index 1)] + Fieldgate Adjustment
Jun.	2025	-	-	1.74	0.0695	1.74	14.31	926	0.1098	25.33	1461	0.1356	31.30	1806	0.1766	40.76	2351	[(2/3)*(NGX AB-NIT Month Ahead Index 7A) + (1/3)*(NGX AB-NIT Same Day Index 1)] + Fieldgate Adjustment
May	2025	-	-	2.34	0.1022	2.55	21.02	1360	0.1322	30.50	1760	0.1514	34.94	2016	0.1964	45.31	2614	[(2/3)*(NGX AB-NIT Month Ahead Index 7A) + (1/3)*(NGX AB-NIT Same Day Index 1)] + Fieldgate Adjustment
Apr.	2025	-	-	2.44	0.1060	2.65	21.82	1412	0.1348	31.11	1795	0.1533	35.38	2041	0.1987	45.85	2645	[(2/3)*(NGX AB-NIT Month Ahead Index 7A) + (1/3)*(NGX AB-NIT Same Day Index 1)] + Fieldgate Adjustment
Mar.	2025	-	-	2.30	0.1005	2.51	20.68	1338	0.1310	30.24	1745	0.1506	34.76	2005	0.1954	45.08	2601	[(2/3)*(NGX AB-NIT Month Ahead Index 7A) + (1/3)*(NGX AB-NIT Same Day Index 1)] + Fieldgate Adjustment
Feb.	2025	-	-	2.35	0.1025	2.56	21.10	1365	0.1324	30.56	1763	0.1516	34.99	2019	0.1966	45.36	2617	[(2/3)*(NGX AB-NIT Month Ahead Index 7A) + (1/3)*(NGX AB-NIT Same Day Index 1)] + Fieldgate Adjustment
Jan.	2025	-	-	2.25	0.0984	2.46	20.24	1310	0.1296	29.90	1725	0.1496	34.52	1991	0.1941	44.78	2583	[(2/3)*(NGX AB-NIT Month Ahead Index 7A) + (1/3)*(NGX AB-NIT Same Day Index 1)] + Fieldgate Adjustment
Dec.	2024	-	-	2.18	0.0952	2.38	19.59	1267	0.1274	29.40	1696	0.1481	34.17	1971	0.1921	44.34	2558	[(2/3)*(NGX AB-NIT Month Ahead Index 7A) + (1/3)*(NGX AB-NIT Same Day Index 1)] + Fieldgate Adjustment
Nov.	2024	-	-	1.95	0.0833	2.08	17.13	1108	0.1192	27.50	1586	0.1423	32.83	1894	0.1849	42.67	2462	[(2/3)*(NGX AB-NIT Month Ahead Index 7A) + (1/3)*(NGX AB-NIT Same Day Index 1)] + Fieldgate Adjustment
Oct.	2024	-	-	1.05	0.0328	0.82	6.75	437	0.0845	19.50	1125	0.0953	21.98	1268	0.1261	29.10	1679	[(2/3)*(NGX AB-NIT Month Ahead Index 7A) + (1/3)*(NGX AB-NIT Same Day Index 1)] + Fieldgate Adjustment
Sep.	2024	-	-	0.98	0.0328	0.82	6.75	437	0.0845	19.50	1125	0.0880	20.30	1171	0.1170	26.99	1557	[(2/3)*(NGX AB-NIT Month Ahead Index 7A) + (1/3)*(NGX AB-NIT Same Day Index 1)] + Fieldgate Adjustment
Aug.	2024	-	-	1.06	0.0328	0.82	6.75	437	0.0845	19.50	1125	0.0962	22.20	1281	0.1273	29.37	1694	[(2/3)*(NGX AB-NIT Month Ahead Index 7A) + (1/3)*(NGX AB-NIT Same Day Index 1)] + Fieldgate Adjustment
Jul.	2024	-	-	1.15	0.0328	0.82	6.75	437	0.0845	19.50	1125	0.1041	24.02	1386	0.1372	31.65	1826	[(2/3)*(NGX AB-NIT Month Ahead Index 7A) + (1/3)*(NGX AB-NIT Same Day Index 1)] + Fieldgate Adjustment
Jun.	2024	-	-	1.39	0.0375	0.94	7.72	499	0.0878	20.25	1168	0.1202	27.73	1600	0.1573	36.29	2094	[(2/3)*(NGX AB-NIT Month Ahead Index 7A) + (1/3)*(NGX AB-NIT Same Day Index 1)] + Fieldgate Adjustment
May	2024	-	-	1.58	0.0567	1.42	11.66	754	0.1009	23.28	1343	0.1294	29.87	1723	0.1688	38.96	2248	[(2/3)*(NGX AB-NIT Month Ahead Index 7A) + (1/3)*(NGX AB-NIT Same Day Index 1)] + Fieldgate Adjustment
Apr.	2024	-	-	1.87	0.0784	1.96	16.13	1044	0.1158	26.73	1542	0.1399	32.29	1863	0.1820	41.99	2422	[(2/3)*(NGX AB-NIT Month Ahead Index 7A) + (1/3)*(NGX AB-NIT Same Day Index 1)] + Fieldgate Adjustment
Mar.	2024	-	-	2.01	0.0867	2.17	17.83	1154	0.1215	28.04	1618	0.1439	33.21	1916	0.1869	43.14	2489	[(2/3)*(NGX AB-NIT Month Ahead Index 7A) + (1/3)*(NGX AB-NIT Same Day Index 1)] + Fieldgate Adjustment
Feb.	2024	-	-	2.37	0.1034	2.58	21.27	1376	0.1330	30.69	1771	0.1520	35.08	2024	0.1970	45.47	2623	[(2/3)*(NGX AB-NIT Month Ahead Index 7A) + (1/3)*(NGX AB-NIT Same Day Index 1)] + Fieldgate Adjustment
Jan.	2024	-	-	2.73	0.1157	2.89	23.80	1540	0.1414	32.64	1883	0.1580	36.45	2103	0.2045	47.19	2722	[(2/3)*(NGX AB-NIT Month Ahead Index 7A) + (1/3)*(NGX AB-NIT Same Day Index 1)] + Fieldgate Adjustment
Dec.	2023	-	-	2.68	0.1142	2.85	23.49	1520	0.1404	32.40	1869	0.1572	36.28	2093	0.2036	46.98	2710	[(2/3)*(NGX AB-NIT Month Ahead Index 7A) + (1/3)*(NGX AB-NIT Same Day Index 1)] + Fieldgate Adjustment
Nov.	2023	-	-	2.90	0.1204	3.01	24.78	1603	0.1447	33.40	1927	0.1603	36.98	2133	0.2074	47.85	2760	[(2/3)*(NGX AB-NIT Month Ahead Index 7A) + (1/3)*(NGX AB-NIT Same Day Index 1)] + Fieldgate Adjustment
Oct.	2023	-	-	2.64	0.1129	2.82	23.23	1503	0.1395	32.20	1858	0.1566	36.14	2085	0.2028	46.80	2700	[(2/3)*(NGX AB-NIT Month Ahead Index 7A) + (1/3)*(NGX AB-NIT Same Day Index 1)] + Fieldgate Adjustment
Sep.	2023	-	-	2.85	0.1191	2.98	24.50	1585	0.1438	33.18	1914	0.1596	36.83	2125	0.2066	47.67	2750	[(2/3)*(NGX AB-NIT Month Ahead Index 7A) + (1/3)*(NGX AB-NIT Same Day Index 1)] + Fieldgate Adjustment
Aug.	2023	-	-	2.77	0.1168	2.92	24.04	1555	0.1423	32.83	1894	0.1585	36.58	2110	0.2052	47.35	2732	[(2/3)*(NGX AB-NIT Month Ahead Index 7A) + (1/3)*(NGX AB-NIT Same Day Index 1)] + Fieldgate Adjustment
Jul.	2023	-	-	2.38	0.1038	2.59	21.35	1381	0.1333	30.75	1774	0.1522	35.12	2026	0.1973	45.53	2627	[(2/3)*(NGX AB-NIT Month Ahead Index 7A) + (1/3)*(NGX AB-NIT Same Day Index 1)] + Fieldgate Adjustment
Jun.	2023	-	-	2.45	0.1064	2.66	21.89	1416	0.1351	31.17	1798	0.1535	35.42	2043	0.1989	45.90	2648	[(2/3)*(NGX AB-NIT Month Ahead Index 7A) + (1/3)*(NGX AB-NIT Same Day Index 1)] + Fieldgate Adjustment
May	2023	-	-	2.57	0.1106	2.77	22.76	1473	0.1380	31.84	1837	0.1555	35.89	2070	0.2015	46.49	2682	[(2/3)*(NGX AB-NIT Month Ahead Index 7A) + (1/3)*(NGX AB-NIT Same Day Index 1)] + Fieldgate Adjustment
Apr.	2023	-	-	2.88	0.1199	3.00	24.67	1596	0.1443	33.31	1922	0.1600	36.92	2130	0.2071	47.78	2756	[(2/3)*(NGX AB-NIT Month Ahead Index 7A) + (1/3)*(NGX AB-NIT Same Day Index 1)] + Fieldgate Adjustment
Mar.	2023	-	-	3.11	0.1256	3.14	25.84	1672	0.1482	34.21	1974	0.1628	37.56	2167	0.2105	48.57	2802	[(2/3)*(NGX AB-NIT Month Ahead Index 7A) + (1/3)*(NGX AB-NIT Same Day Index 1)] + Fieldgate Adjustment
Feb.	2023	-	-	3.83	0.1389	3.47	28.59	1850	0.1575	36.34	2096	0.1692	39.05	2253	0.2186	50.44	2910	[(2/3)*(NGX AB-NIT Month Ahead Index 7A) + (1/3)*(NGX AB-NIT Same Day Index 1)] + Fieldgate Adjustment
Jan.	2023	-	-	5.35	0.1554	3.88	31.97	2068	0.1687	38.94	2246	0.1772	40.88	2358	0.2285	52.73	3042	[(2/3)*(NGX AB-NIT Month Ahead Index 7A) + (1/3)*(NGX AB-NIT Same Day Index 1)] + Fieldgate Adjustment
Dec.	2022	-	-	6.35	0.1619	4.05	33.31	2155	0.1732	39.97	2306	0.1803	41.61	2400	0.2324	53.64	3094	[(2/3)*(NGX AB-NIT Month Ahead Index 7A) + (1/3)*(NGX AB-NIT Same Day Index 1)] + Fieldgate Adjustment
Nov.	2022	-	-	5.78	0.1584	3.96	32.60	2109	0.1709	39.43	2275	0.1787	41.23	2379	0.2304	53.16	3067	[(2/3)*(NGX AB-NIT Month Ahead Index 7A) + (1/3)*(NGX AB-NIT Same Day Index 1)] + Fieldgate Adjustment
Oct.	2022	-	-	4.38	0.1462	3.65	30.08	1946	0.1625	37.49	2163	0.1727	39.86	2300	0.2230	51.45	2968	[(2/3)*(NGX AB-NIT Month Ahead Index 7A) + (1/3)*(NGX AB-NIT Same Day Index 1)] + Fieldgate Adjustment
Sept.	2022	-	-	4.89	0.1515	3.79	31.17	2017	0.1661	38.32	2211	0.1753	40.45	2334	0.2262	52.19	3011	[(2/3)*(NGX AB-NIT Month Ahead Index 7A) + (1/3)*(NGX AB-NIT Same Day Index 1)] + Fieldgate Adjustment
Aug.	2022	-	-	4.64	0.1491	3.73	30.67	1984	0.1644	37.94	2189	0.1741	40.18	2318	0.2247	51.85	2991	[(2/3)*(NGX AB-NIT Month Ahead Index 7A) + (1/3)*(NGX AB-NIT Same Day Index 1)] + Fieldgate Adjustment
Jul.	2022	-	-	6.57	0.1631	4.08	33.55	2171	0.1740	40.16	2317	0.1809	41.74	2408	0.2331	53.80	3104	[(2/3)*(NGX AB-NIT Month Ahead Index 7A) + (1/3)*(NGX AB-NIT Same Day Index 1)] + Fieldgate Adjustment
Jun.	2022	-	-	7.50	0.1672	4.18	34.41	2226	0.1769	40.82	2355	0.1829	42.21	2435	0.2357	54.38	3137	[(2/3)*(NGX AB-NIT Month Ahead Index 7A) + (1/3)*(NGX AB-NIT Same Day Index 1)] + Fieldgate Adjustment
May	2022	-	-	6.68	0.1636	4.09	33.66	2178	0.1744	40.25	2322	0.1811	41.80	2411	0.2335	53.88	3108	[(2/3)*(NGX AB-NIT Month Ahead Index 7A) + (1/3)*(NGX AB-NIT Same Day Index 1)] + Fieldgate Adjustment
Apr.	2022	-	-	5.57	0.1570	3.92	32.30	2090	0.1699	39.20	2261	0.1780	41.07	2369	0.2295	52.96	3055	[(2/3)*(NGX AB-NIT Month Ahead Index 7A) + (1/3)*(NGX AB-NIT Same Day Index 1)] + Fieldgate Adjustment
Mar.	2022	-	-	4.94	0.1519	3.80	31.26	2023	0.1664	38.39	2215	0.1755	40.50	2336	0.2264	52.25	3014	[(2/3)*(NGX AB-NIT Month Ahead Index 7A) + (1/3)*(NGX AB-NIT Same Day Index 1)] + Fieldgate Adjustment
Feb.	2022	-	-	4.80	0.1506	3.77	30.99	2005	0.1655	38.19	2203	0.1749	40.35	2328	0.2256	52.07	3004	[(2/3)*(NGX AB-NIT Month Ahead Index 7A) + (1/3)*(NGX AB-NIT Same Day Index 1)] + Fieldgate Adjustment



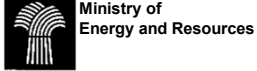
Monthly Natural Gas Royalty/Tax Factor History

Date		Provincial Average Gas Price			Fourth Tier Gas				Third Tier Gas			New Gas			Old Gas			Provincial Average Gas Price Formula
Month	Year	GP (\$/1000 m ³)	PGP (\$/1000 m ³)	PGP (\$/GJ)	C _g	D _g	K _g	X _g	C _g	K _g	X _g	C _g	K _g	X _g	C _g	K _g	X _g	
Jan.	2022	-	-	4.48	0.1474	3.68	30.32	1962	0.1632	37.67	2173	0.1733	39.99	2307	0.2237	51.61	2977	[(2/3)*(NGX AB-NIT Month Ahead Index 7A) + (1/3)*(NGX AB-NIT Same Day Index 1)] + Fieldgate Adjustment
Dec.	2021	-	-	4.81	0.1507	3.77	31.01	2006	0.1655	38.20	2204	0.1749	40.36	2328	0.2257	52.08	3004	[(2/3)*(NGX AB-NIT Month Ahead Index 7A) + (1/3)*(NGX AB-NIT Same Day Index 1)] + Fieldgate Adjustment
Nov.	2021	-	-	5.41	0.1558	3.90	32.06	2074	0.1691	39.01	2250	0.1774	40.93	2361	0.2288	52.79	3045	[(2/3)*(NGX AB-NIT Month Ahead Index 7A) + (1/3)*(NGX AB-NIT Same Day Index 1)] + Fieldgate Adjustment
Oct.	2021	-	-	4.62	0.1488	3.72	30.62	1981	0.1642	37.90	2186	0.1740	40.15	2316	0.2246	51.82	2989	[(2/3)*(NGX AB-NIT Month Ahead Index 7A) + (1/3)*(NGX AB-NIT Same Day Index 1)] + Fieldgate Adjustment
Sept.	2021	-	-	3.79	0.1384	3.46	28.47	1842	0.1570	36.24	2091	0.1689	38.98	2249	0.2182	50.35	2905	[(2/3)*(NGX AB-NIT Month Ahead Index 7A) + (1/3)*(NGX AB-NIT Same Day Index 1)] + Fieldgate Adjustment
Aug.	2021	-	-	3.51	0.1337	3.34	27.51	1780	0.1538	35.50	2048	0.1667	38.46	2219	0.2154	49.70	2867	[(2/3)*(NGX AB-NIT Month Ahead Index 7A) + (1/3)*(NGX AB-NIT Same Day Index 1)] + Fieldgate Adjustment
Jul.	2021	-	-	3.74	0.1375	3.44	28.30	1831	0.1565	36.11	2083	0.1686	38.90	2244	0.2177	50.24	2898	[(2/3)*(NGX AB-NIT Month Ahead Index 7A) + (1/3)*(NGX AB-NIT Same Day Index 1)] + Fieldgate Adjustment
Jun.	2021	-	-	3.39	0.1315	3.29	27.05	1750	0.1523	35.15	2028	0.1656	38.21	2204	0.2140	49.39	2849	[(2/3)*(NGX AB-NIT Month Ahead Index 7A) + (1/3)*(NGX AB-NIT Same Day Index 1)] + Fieldgate Adjustment
May	2021	-	-	3.09	0.1251	3.13	25.74	1665	0.1479	34.14	1970	0.1625	37.51	2164	0.2102	48.51	2799	[(2/3)*(NGX AB-NIT Month Ahead Index 7A) + (1/3)*(NGX AB-NIT Same Day Index 1)] + Fieldgate Adjustment
Apr.	2021	-	-	2.91	0.1207	3.02	24.83	1607	0.1449	33.44	1929	0.1604	37.01	2135	0.2075	47.89	2763	[(2/3)*(NGX AB-NIT Month Ahead Index 7A) + (1/3)*(NGX AB-NIT Same Day Index 1)] + Fieldgate Adjustment
Mar.	2021	-	-	3.23	0.1282	3.21	26.38	1707	0.1501	34.63	1998	0.1640	37.85	2184	0.2121	48.94	2823	[(2/3)*(NGX AB-NIT Month Ahead Index 7A) + (1/3)*(NGX AB-NIT Same Day Index 1)] + Fieldgate Adjustment
Feb.	2021	-	-	3.46	0.1328	3.32	27.32	1768	0.1532	35.36	2040	0.1662	38.36	2213	0.2149	49.58	2860	[(2/3)*(NGX AB-NIT Month Ahead Index 7A) + (1/3)*(NGX AB-NIT Same Day Index 1)] + Fieldgate Adjustment
Jan.	2021	-	-	2.86	0.1194	2.98	24.56	1589	0.1440	33.23	1917	0.1597	36.86	2126	0.2067	47.70	2752	[(2/3)*(NGX AB-NIT Month Ahead Index 7A) + (1/3)*(NGX AB-NIT Same Day Index 1)] + Fieldgate Adjustment
Dec.	2020	-	-	2.98	0.1225	3.06	25.20	1630	0.1461	33.72	1945	0.1612	37.21	2147	0.2086	48.14	2777	[(2/3)*(NGX AB-NIT Month Ahead Index 7A) + (1/3)*(NGX AB-NIT Same Day Index 1)] + Fieldgate Adjustment
Nov.	2020	-	-	3.19	0.1274	3.18	26.21	1696	0.1495	34.50	1990	0.1636	37.76	2178	0.2116	48.82	2816	[(2/3)*(NGX AB-NIT Month Ahead Index 7A) + (1/3)*(NGX AB-NIT Same Day Index 1)] + Fieldgate Adjustment
Oct.	2020	-	-	2.60	0.1116	2.79	22.97	1486	0.1387	32.00	1846	0.1560	36.00	2077	0.2021	46.63	2690	[(2/3)*(NGX AB-NIT Month Ahead Index 7A) + (1/3)*(NGX AB-NIT Same Day Index 1)] + Fieldgate Adjustment
Sept.	2020	-	-	2.67	0.1139	2.85	23.43	1516	0.1402	32.35	1866	0.1571	36.25	2091	0.2034	46.94	2708	[(2/3)*(NGX AB-NIT Month Ahead Index 7A) + (1/3)*(NGX AB-NIT Same Day Index 1)] + Fieldgate Adjustment
Aug.	2020	-	-	2.38	0.1038	2.59	21.35	1381	0.1333	30.75	1774	0.1522	35.12	2026	0.1973	45.53	2627	[(2/3)*(NGX AB-NIT Month Ahead Index 7A) + (1/3)*(NGX AB-NIT Same Day Index 1)] + Fieldgate Adjustment
July	2020	-	-	2.17	0.0948	2.37	19.50	1262	0.1271	29.32	1691	0.1479	34.12	1968	0.1918	44.27	2554	[(2/3)*(NGX AB-NIT Month Ahead Index 7A) + (1/3)*(NGX AB-NIT Same Day Index 1)] + Fieldgate Adjustment
June	2020	-	-	1.97	0.0844	2.11	17.37	1124	0.1200	27.68	1597	0.1428	32.96	1901	0.1856	42.83	2471	[(2/3)*(NGX AB-NIT Month Ahead Index 7A) + (1/3)*(NGX AB-NIT Same Day Index 1)] + Fieldgate Adjustment
May	2020	-	-	1.91	0.0809	2.02	16.64	1077	0.1175	27.12	1565	0.1411	32.57	1879	0.1835	42.34	2443	[(2/3)*(NGX AB-NIT Month Ahead Index 7A) + (1/3)*(NGX AB-NIT Same Day Index 1)] + Fieldgate Adjustment
Apr.	2020	-	-	1.80	0.0738	1.84	15.18	982	0.1127	26.00	1500	0.1377	31.78	1833	0.1792	41.35	2385	[(2/3)*(NGX AB-NIT Month Ahead Index 7A) + (1/3)*(NGX AB-NIT Same Day Index 1)] + Fieldgate Adjustment
Mar.	2020	-	-	1.79	0.0731	1.83	15.04	973	0.1122	25.89	1494	0.1374	31.70	1829	0.1788	41.25	2380	[(2/3)*(NGX AB-NIT Month Ahead Index 7A) + (1/3)*(NGX AB-NIT Same Day Index 1)] + Fieldgate Adjustment
Feb.	2020	-	-	2.05	0.0888	2.22	18.27	1182	0.1230	28.38	1637	0.1450	33.45	1930	0.1882	43.44	2506	[(2/3)*(NGX AB-NIT Month Ahead Index 7A) + (1/3)*(NGX AB-NIT Same Day Index 1)] + Fieldgate Adjustment
Jan.	2020	-	-	2.32	0.1013	2.53	20.85	1349	0.1316	30.37	1752	0.1510	34.85	2010	0.1958	45.19	2607	[(2/3)*(NGX AB-NIT Month Ahead Index 7A) + (1/3)*(NGX AB-NIT Same Day Index 1)] + Fieldgate Adjustment
Dec.	2019	-	-	2.44	0.1060	2.65	21.82	1412	0.1348	31.11	1795	0.1533	35.38	2041	0.1987	45.85	2645	[(2/3)*(NGX AB-NIT Month Ahead Index 7A) + (1/3)*(NGX AB-NIT Same Day Index 1)] + Fieldgate Adjustment
Nov.	2019	-	-	2.49	0.1078	2.70	22.19	1436	0.1361	31.40	1811	0.1542	35.58	2053	0.1998	46.10	2660	[(2/3)*(NGX AB-NIT Month Ahead Index 7A) + (1/3)*(NGX AB-NIT Same Day Index 1)] + Fieldgate Adjustment
Oct.	2019	-	-	1.85	0.0771	1.93	15.87	1027	0.1150	26.53	1531	0.1393	32.15	1855	0.1812	41.81	2412	[(2/3)*(NGX AB-NIT Month Ahead Index 7A) + (1/3)*(NGX AB-NIT Same Day Index 1)] + Fieldgate Adjustment
Sept.	2019	-	-	1.03	0.0328	0.82	6.75	437	0.0845	19.50	1125	0.0933	21.52	1241	0.1236	28.52	1645	[(2/3)*(NGX AB-NIT Month Ahead Index 7A) + (1/3)*(NGX AB-NIT Same Day Index 1)] + Fieldgate Adjustment
Aug.	2019	-	-	1.06	0.0328	0.82	6.75	437	0.0845	19.50	1125	0.0962	22.20	1281	0.1273	29.37	1694	[(2/3)*(NGX AB-NIT Month Ahead Index 7A) + (1/3)*(NGX AB-NIT Same Day Index 1)] + Fieldgate Adjustment
July	2019	-	-	0.96	0.0328	0.82	6.75	437	0.0845	19.50	1125	0.0857	19.77	1141	0.1141	26.34	1520	[(2/3)*(NGX AB-NIT Month Ahead Index 7A) + (1/3)*(NGX AB-NIT Same Day Index 1)] + Fieldgate Adjustment
June	2019	-	-	0.78	0.0328	0.82	6.75	437	0.0845	19.50	1125	0.0845	19.50	1125	0.1127	26.00	1500	[(2/3)*(NGX AB-NIT Month Ahead Index 7A) + (1/3)*(NGX AB-NIT Same Day Index 1)] + Fieldgate Adjustment
May	2019	-	-	1.39	0.0375	0.94	7.72	499	0.0878	20.25	1168	0.1202	27.73	1600	0.1573	36.29	2094	[(2/3)*(NGX AB-NIT Month Ahead Index 7A) + (1/3)*(NGX AB-NIT Same Day Index 1)] + Fieldgate Adjustment
Apr.	2019	-	-	1.25	0.0328	0.82	6.75	437	0.0845	19.50	1125	0.1115	25.74	1485	0.1465	33.80	1950	[(2/3)*(NGX AB-NIT Month Ahead Index 7A) + (1/3)*(NGX AB-NIT Same Day Index 1)] + Fieldgate Adjustment
Mar.	2019	-	-	2.35	0.1025	2.56	21.10	1365	0.1324	30.56	1763	0.1516	34.99	2019	0.1966	45.36	2617	[(2/3)*(NGX AB-NIT Month Ahead Index 7A) + (1/3)*(NGX AB-NIT Same Day Index 1)] + Fieldgate Adjustment
Feb.	2019	-	-	2.34	0.1022	2.55	21.02	1360	0.1322	30.50	1760	0.1514	34.94	2016	0.1964	45.31	2614	[(2/3)*(NGX AB-NIT Month Ahead Index 7A) + (1/3)*(NGX AB-NIT Same Day Index 1)] + Fieldgate Adjustment
Jan.	2019	-	-	1.72	0.0681	1.70	14.01	906	0.1087	25.09	1447	0.1349	31.14	1796	0.1757	40.55	2339	[(2/3)*(NGX AB-NIT Month Ahead Index 7A) + (1/3)*(NGX AB-NIT Same Day Index 1)] + Fieldgate Adjustment
Dec.	2018	-	-	2.00	0.0861	2.15	17.71	1146	0.1211	27.95	1612	0.1437	33.15	1912	0.1866	43.06	2484	[(2/3)*(NGX AB-NIT Month Ahead Index 7A) + (1/3)*(NGX AB-NIT Same Day Index 1)] + Fieldgate Adjustment
Nov.	2018	-	-	1.88	0.0790	1.98	16.26	1052	0.1163	26.83	1548	0.1402	32.36	1867	0.1824	42.08	2428	[(2/3)*(NGX AB-NIT Month Ahead Index 7A) + (1/3)*(NGX AB-NIT Same Day Index 1)] + Fieldgate Adjustment
Oct.	2018	-	-	1.42	0.0409	1.02	8.41	544	0.0901	20.78	1199	0.1218	28.11	1622	0.1593	36.76	2121	[(2/3)*(NGX AB-NIT Month Ahead Index 7A) + (1/3)*(NGX AB-NIT Same Day Index 1)] + Fieldgate Adjustment
Sept.	2018	-	-	1.19	0.0328	0.82	6.75	437	0.0845	19.50	1125	0.1072	24.74	1427	0.1411	32.55	1878	[(2/3)*(NGX AB-NIT Month Ahead Index 7A) + (1/3)*(NGX AB-NIT Same Day Index 1)] + Fieldgate Adjustment
Aug.	2018	-	-	1.21	0.0328	0.82	6.75	437	0.0845	19.50	1125	0.1087	25.09	1447	0.1429	32.98	1903	[(2/3)*(NGX AB-NIT Month Ahead Index 7A) + (1/3)*(NGX AB-NIT Same Day Index 1)] + Fieldgate Adjustment
July	2018	-	-	1.44	0.0431	1.08	8.86	573	0.0916	21.13	1219	0.1229	28.35	1636	0.1606	37.06	2138	[(2/3)*(NGX AB-NIT Month Ahead Index 7A) + (1/3)*(NGX AB-NIT Same Day Index 1)] + Fieldgate Adjustment
June	2018	-	-	0.85	0.0328	0.82	6.75	437	0.0845	19.50	1125	0.0845	19.50	1125	0.1127	26.00	1500	[(2/3)*(NGX AB-NIT Month Ahead Index 7A) + (1/3)*(NGX AB-NIT Same Day Index 1)] + Fieldgate Adjustment
May	2018	-	-	0.89	0.0328	0.82	6.75	437	0.0845	19.50	1125	0.0845	19.50	1125	0.1127	26.00	1500	[(2/3)*(NGX AB-NIT Month Ahead Index 7A) + (1/3)*(NGX AB-NIT Same Day Index 1)] + Fieldgate Adjustment
Apr.	2018	-	-	1.47	0.0462	1.15	9.50	615	0.0937	21.62	1247	0.1244	28.70	1656	0.1625	37.50	2163	[(2/3)*(NGX AB-NIT Month Ahead Index 7A) + (1/3)*(NGX AB-NIT Same Day Index 1)] + Fieldgate Adjustment
Mar.	2018	-	-	1.87	0.0784	1.96	16.13	1044	0.1158	26.73	1542	0.1399	32.29	1863	0.1820	41.99	2422	[(2/3)*(NGX AB-NIT Month Ahead Index 7A) + (1/3)*(NGX AB-NIT Same Day Index 1)] + Fieldgate Adjustment
Feb.	2018	-	-	1.99	0.0855	2.14	17.60	1139	0.1207	27.86	1607	0.1434	33.09	1909	0.1863	42.98	2480	[(2/3)*(NGX AB-NIT Month Ahead Index 7A) + (1/3)*(NGX AB-NIT Same Day Index 1)] + Fieldgate Adjustment
Jan.	2018	-	-	1.95	0.0833	2.08	17.13	1108	0.1192	27.50	1586	0.1423	32.83	1894	0.1849	42.67	2462	[(2/3)*(NGX AB-NIT Month Ahead Index 7A) + (1/3)*(NGX AB-NIT Same Day Index 1)] + Fieldgate Adjustment
Dec.	2017	-	-	2.10	0.0914	2.28	18.80	1216	0.1248	28.79	1661	0.1462	33.74	1946	0.1898	43.80	2527	[(2/3)*(NGX AB-NIT Month Ahead Index 7A) + (1/3)*(NGX AB-NIT Same Day Index 1)] + Fieldgate Adjustment
Nov.	2017	-	-	2.15	0.0938	2.35	19.30	1249	0.1264	29.17	1683	0.1474	34.01	1962	0.1913	44.14	2546	[(2/3)*(NGX AB-NIT Month Ahead Index 7A) + (1/3)*(NGX AB-NIT Same Day Index 1)] +



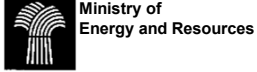
Monthly Natural Gas Royalty/Tax Factor History

Date		Provincial Average Gas Price			Fourth Tier Gas				Third Tier Gas			New Gas			Old Gas			Provincial Average Gas Price Formula
Month	Year	GP (\$/1000 m ³)	PGP (\$/1000 m ³)	PGP (\$/GJ)	C _g	D _g	K _g	X _g	C _g	K _g	X _g	C _g	K _g	X _g	C _g	K _g	X _g	
Oct.	2017	-	-	1.30	0.0328	0.82	6.75	437	0.0845	19.50	1125	0.1148	26.50	1529	0.1506	34.75	2005	
Sept.	2017	-	-	1.31	0.0328	0.82	6.75	437	0.0845	19.50	1125	0.1155	26.65	1537	0.1514	34.93	2015	[(2/3)*(NGX AB-NIT Month Ahead Index 7A) + (1/3)*(NGX AB-NIT Same Day Index 1)] + Fieldgate Adjustment
Aug.	2017	-	-	1.95	0.0833	2.08	17.13	1108	0.1192	27.50	1586	0.1423	32.83	1894	0.1849	42.67	2462	[(2/3)*(NGX AB-NIT Month Ahead Index 7A) + (1/3)*(NGX AB-NIT Same Day Index 1)] + Fieldgate Adjustment
July	2017	-	-	2.06	0.0893	2.23	18.38	1189	0.1233	28.46	1642	0.1452	33.51	1933	0.1886	43.51	2510	[(2/3)*(NGX AB-NIT Month Ahead Index 7A) + (1/3)*(NGX AB-NIT Same Day Index 1)] + Fieldgate Adjustment
June	2017	-	-	2.71	0.1151	2.88	23.68	1532	0.1411	32.55	1878	0.1577	36.39	2099	0.2042	47.11	2718	[(2/3)*(NGX AB-NIT Month Ahead Index 7A) + (1/3)*(NGX AB-NIT Same Day Index 1)] + Fieldgate Adjustment
May	2017	-	-	2.73	0.1157	2.89	23.80	1540	0.1414	32.64	1883	0.1580	36.45	2103	0.2045	47.19	2722	[(2/3)*(NGX AB-NIT Month Ahead Index 7A) + (1/3)*(NGX AB-NIT Same Day Index 1)] + Fieldgate Adjustment
Apr.	2017	-	-	2.58	0.1110	2.77	22.83	1477	0.1382	31.90	1840	0.1557	35.93	2073	0.2016	46.53	2684	[(2/3)*(NGX AB-NIT Month Ahead Index 7A) + (1/3)*(NGX AB-NIT Same Day Index 1)] + Fieldgate Adjustment
Mar.	2017	-	-	2.44	0.1060	2.65	21.82	1412	0.1348	31.11	1795	0.1533	35.38	2041	0.1987	45.85	2645	[(2/3)*(NGX AB-NIT Month Ahead Index 7A) + (1/3)*(NGX AB-NIT Same Day Index 1)] + Fieldgate Adjustment
Feb.	2017	-	-	2.66	0.1135	2.84	23.36	1511	0.1400	32.30	1863	0.1569	36.21	2089	0.2032	46.89	2705	[(2/3)*(NGX AB-NIT Month Ahead Index 7A) + (1/3)*(NGX AB-NIT Same Day Index 1)] + Fieldgate Adjustment
Jan.	2017	-	-	3.18	0.1271	3.18	26.16	1693	0.1493	34.46	1988	0.1635	37.73	2177	0.2114	48.79	2815	[(2/3)*(NGX AB-NIT Month Ahead Index 7A) + (1/3)*(NGX AB-NIT Same Day Index 1)] + Fieldgate Adjustment
Dec.	2016	-	-	2.92	0.1210	3.02	24.89	1610	0.1451	33.48	1931	0.1605	37.04	2137	0.2077	47.93	2765	[(2/3)*(NGX AB-NIT Month Ahead Index 7A) + (1/3)*(NGX AB-NIT Same Day Index 1)] + Fieldgate Adjustment
Nov.	2016	-	-	2.81	0.1180	2.95	24.28	1571	0.1430	33.01	1904	0.1591	36.71	2118	0.2059	47.51	2741	[(2/3)*(NGX AB-NIT Month Ahead Index 7A) + (1/3)*(NGX AB-NIT Same Day Index 1)] + Fieldgate Adjustment
Oct.	2016	-	-	2.68	0.1142	2.85	23.49	1520	0.1404	32.40	1869	0.1572	36.28	2093	0.2036	46.98	2710	[(2/3)*(NGX AB-NIT Month Ahead Index 7A) + (1/3)*(NGX AB-NIT Same Day Index 1)] + Fieldgate Adjustment
Sept.	2016	-	-	2.38	0.1038	2.59	21.35	1381	0.1333	30.75	1774	0.1522	35.12	2026	0.1973	45.53	2627	[(2/3)*(NGX AB-NIT Month Ahead Index 7A) + (1/3)*(NGX AB-NIT Same Day Index 1)] + Fieldgate Adjustment
Aug.	2016	-	-	2.10	0.0914	2.28	18.80	1216	0.1248	28.79	1661	0.1462	33.74	1946	0.1898	43.80	2527	[(2/3)*(NGX AB-NIT Month Ahead Index 7A) + (1/3)*(NGX AB-NIT Same Day Index 1)] + Fieldgate Adjustment
July	2016	-	-	2.03	0.0877	2.19	18.05	1168	0.1222	28.21	1627	0.1444	33.33	1923	0.1876	43.29	2497	[(2/3)*(NGX AB-NIT Month Ahead Index 7A) + (1/3)*(NGX AB-NIT Same Day Index 1)] + Fieldgate Adjustment
June	2016	-	-	1.51	0.0502	1.25	10.32	668	0.0964	22.25	1284	0.1263	29.14	1681	0.1649	38.05	2195	[(2/3)*(NGX AB-NIT Month Ahead Index 7A) + (1/3)*(NGX AB-NIT Same Day Index 1)] + Fieldgate Adjustment
May	2016	-	-	1.14	0.0328	0.82	6.75	437	0.0845	19.50	1125	0.1033	23.83	1375	0.1362	31.42	1813	[(2/3)*(NGX AB-NIT Month Ahead Index 7A) + (1/3)*(NGX AB-NIT Same Day Index 1)] + Fieldgate Adjustment
Apr.	2016	-	-	1.22	0.0328	0.82	6.75	437	0.0845	19.50	1125	0.1094	25.25	1457	0.1438	33.19	1915	[(2/3)*(NGX AB-NIT Month Ahead Index 7A) + (1/3)*(NGX AB-NIT Same Day Index 1)] + Fieldgate Adjustment
Mar.	2016	-	-	1.52	0.0511	1.28	10.52	681	0.0971	22.41	1293	0.1268	29.25	1687	0.1655	38.19	2203	[(2/3)*(NGX AB-NIT Month Ahead Index 7A) + (1/3)*(NGX AB-NIT Same Day Index 1)] + Fieldgate Adjustment
Feb.	2016	-	-	2.11	0.0919	2.30	18.90	1223	0.1251	28.86	1665	0.1464	33.79	1949	0.1901	43.87	2531	[(2/3)*(NGX AB-NIT Month Ahead Index 7A) + (1/3)*(NGX AB-NIT Same Day Index 1)] + Fieldgate Adjustment
Jan.	2016	-	-	2.27	0.0992	2.48	20.42	1321	0.1302	30.04	1733	0.1500	34.62	1997	0.1946	44.90	2590	[(2/3)*(NGX AB-NIT Month Ahead Index 7A) + (1/3)*(NGX AB-NIT Same Day Index 1)] + Fieldgate Adjustment
Dec.	2015	-	-	2.38	0.1038	2.59	21.35	1381	0.1333	30.75	1774	0.1522	35.12	2026	0.1973	45.53	2627	[(2/3)*(NGX AB-NIT Month Ahead Index 7A) + (1/3)*(NGX AB-NIT Same Day Index 1)] + Fieldgate Adjustment
Nov.	2015	-	-	2.48	0.1075	2.69	22.12	1431	0.1359	31.35	1809	0.1540	35.54	2050	0.1996	46.05	2657	[(2/3)*(NGX AB-NIT Month Ahead Index 7A) + (1/3)*(NGX AB-NIT Same Day Index 1)] + Fieldgate Adjustment
Oct.	2015	-	-	2.68	0.1142	2.85	23.49	1520	0.1404	32.40	1869	0.1572	36.28	2093	0.2036	46.98	2710	[(2/3)*(NGX AB-NIT Month Ahead Index 7A) + (1/3)*(NGX AB-NIT Same Day Index 1)] + Fieldgate Adjustment
Sept.	2015	-	-	2.83	0.1185	2.96	24.39	1578	0.1434	33.10	1910	0.1593	36.77	2121	0.2062	47.59	2745	[(2/3)*(NGX AB-NIT Month Ahead Index 7A) + (1/3)*(NGX AB-NIT Same Day Index 1)] + Fieldgate Adjustment
Aug.	2015	-	-	2.79	0.1174	2.94	24.16	1563	0.1427	32.92	1899	0.1588	36.65	2114	0.2055	47.43	2736	[(2/3)*(NGX AB-NIT Month Ahead Index 7A) + (1/3)*(NGX AB-NIT Same Day Index 1)] + Fieldgate Adjustment
July	2015	-	-	2.41	0.1049	2.62	21.59	1397	0.1341	30.94	1785	0.1528	35.25	2034	0.1980	45.69	2636	[(2/3)*(NGX AB-NIT Month Ahead Index 7A) + (1/3)*(NGX AB-NIT Same Day Index 1)] + Fieldgate Adjustment
June	2015	-	-	2.45	0.1064	2.66	21.89	1416	0.1351	31.17	1798	0.1535	35.42	2043	0.1989	45.90	2648	[(2/3)*(NGX AB-NIT Month Ahead Index 7A) + (1/3)*(NGX AB-NIT Same Day Index 1)] + Fieldgate Adjustment
May	2015	-	-	2.36	0.1030	2.57	21.19	1371	0.1327	30.63	1767	0.1518	35.03	2021	0.1968	45.42	2620	[(2/3)*(NGX AB-NIT Month Ahead Index 7A) + (1/3)*(NGX AB-NIT Same Day Index 1)] + Fieldgate Adjustment
Apr.	2015	-	-	2.37	0.1034	2.58	21.27	1376	0.1330	30.69	1771	0.1520	35.08	2024	0.1970	45.47	2623	[(2/3)*(NGX AB-NIT Month Ahead Index 7A) + (1/3)*(NGX AB-NIT Same Day Index 1)] + Fieldgate Adjustment
Mar.	2015	-	-	2.46	0.1068	2.67	21.97	1421	0.1353	31.23	1802	0.1537	35.46	2046	0.1991	45.95	2651	[(2/3)*(NGX AB-NIT Month Ahead Index 7A) + (1/3)*(NGX AB-NIT Same Day Index 1)] + Fieldgate Adjustment
Feb.	2015	-	-	2.48	0.1075	2.69	22.12	1431	0.1359	31.35	1809	0.1540	35.54	2050	0.1996	46.05	2657	[(2/3)*(NGX AB-NIT Month Ahead Index 7A) + (1/3)*(NGX AB-NIT Same Day Index 1)] + Fieldgate Adjustment
Jan.	2015	-	-	2.88	0.1199	3.00	24.67	1596	0.1443	33.31	1922	0.1600	36.92	2130	0.2071	47.78	2756	[(2/3)*(NGX AB-NIT Month Ahead Index 7A) + (1/3)*(NGX AB-NIT Same Day Index 1)] + Fieldgate Adjustment
Dec.	2014	-	-	3.56	0.1346	3.36	27.69	1792	0.1544	35.64	2056	0.1671	38.56	2225	0.2159	49.83	2875	[(2/3)*(NGX AB-NIT Month Ahead Index 7A) + (1/3)*(NGX AB-NIT Same Day Index 1)] + Fieldgate Adjustment
Nov.	2014	-	-	3.53	0.1340	3.35	27.58	1784	0.1541	35.56	2051	0.1668	38.50	2221	0.2156	49.75	2870	[(2/3)*(NGX AB-NIT Month Ahead Index 7A) + (1/3)*(NGX AB-NIT Same Day Index 1)] + Fieldgate Adjustment
Oct.	2014	-	-	3.65	0.1361	3.40	28.00	1812	0.1555	35.88	2070	0.1678	38.73	2234	0.2168	50.04	2887	[(2/3)*(NGX AB-NIT Month Ahead Index 7A) + (1/3)*(NGX AB-NIT Same Day Index 1)] + Fieldgate Adjustment
Sept.	2014	-	-	3.71	0.1371	3.43	28.21	1825	0.1562	36.04	2079	0.1683	38.84	2241	0.2175	50.18	2895	[(2/3)*(NGX AB-NIT Month Ahead Index 7A) + (1/3)*(NGX AB-NIT Same Day Index 1)] + Fieldgate Adjustment
Aug.	2014	-	-	3.68	0.1366	3.42	28.11	1819	0.1558	35.96	2075	0.1681	38.79	2238	0.2172	50.11	2891	[(2/3)*(NGX AB-NIT Month Ahead Index 7A) + (1/3)*(NGX AB-NIT Same Day Index 1)] + Fieldgate Adjustment
July	2014	-	-	4.10	0.1427	3.57	29.37	1900	0.1601	36.94	2131	0.1711	39.48	2278	0.2209	50.97	2940	[(2/3)*(NGX AB-NIT Month Ahead Index 7A) + (1/3)*(NGX AB-NIT Same Day Index 1)] + Fieldgate Adjustment
June	2014	-	-	4.28	0.1450	3.63	29.84	1931	0.1616	37.30	2152	0.1722	39.73	2292	0.2223	51.29	2959	[(2/3)*(NGX AB-NIT Month Ahead Index 7A) + (1/3)*(NGX AB-NIT Same Day Index 1)] + Fieldgate Adjustment
May	2014	-	-	4.33	0.1456	3.64	29.96	1938	0.1620	37.39	2157	0.1725	39.80	2296	0.2226	51.37	2964	[(2/3)*(NGX AB-NIT Month Ahead Index 7A) + (1/3)*(NGX AB-NIT Same Day Index 1)] + Fieldgate Adjustment
Apr.	2014	-	-	4.38	0.1462	3.65	30.08	1946	0.1625	37.49	2163	0.1727	39.86	2300	0.2230	51.45	2968	[(2/3)*(NGX AB-NIT Month Ahead Index 7A) + (1/3)*(NGX AB-NIT Same Day Index 1)] + Fieldgate Adjustment
Mar.	2014	-	-	5.38	0.1556	3.89	32.02	2072	0.1689	38.98	2249	0.1773	40.91	2360	0.2286	52.76	3044	[(2/3)*(NGX AB-NIT Month Ahead Index 7A) + (1/3)*(NGX AB-NIT Same Day Index 1)] + Fieldgate Adjustment
Feb.	2014	-	-	5.32	0.1551	3.88	31.92	2065	0.1686	38.90	2244	0.1771	40.86	2357	0.2284	52.70	3040	[(2/3)*(NGX AB-NIT Month Ahead Index 7A) + (1/3)*(NGX AB-NIT Same Day Index 1)] + Fieldgate Adjustment
Jan.	2014	-	-	3.71	0.1371	3.43	28.21	1825	0.1562	36.04	2079	0.1683	38.84	2241	0.2175	50.18	2895	[(2/3)*(NGX AB-NIT Month Ahead Index 7A) + (1/3)*(NGX AB-NIT Same Day Index 1)] + Fieldgate Adjustment
Dec.	2013	-	-	3.27	0.1290	3.23	26.55	1718	0.1507	34.77	2006	0.1645	37.95	2189	0.2126	49.06	2830	[(2/3)*(NGX AB-NIT Month Ahead Index 7A) + (1/3)*(NGX AB-NIT Same Day Index 1)] + Fieldgate Adjustment
Nov.	2013	-	-	3.20	0.1276	3.19	26.25	1698	0.1496	34.53	1992	0.1637	37.78	2180	0.2117	48.85	2818	[(2/3)*(NGX AB-NIT Month Ahead Index 7A) + (1/3)*(NGX AB-NIT Same Day Index 1)] + Fieldgate Adjustment
Oct.	2013	-	-	2.58	0.1110	2.77	22.83	1477	0.1382	31.90	1840	0.1557	35.93	2073	0.2016	46.53	2684	[(2/3)*(NGX AB-NIT Month Ahead Index 7A) + (1/3)*(NGX AB-NIT Same Day Index 1)] + Fieldgate Adjustment
Sept.	2013	-	-	2.17	0.0948	2.37	19.50	1262	0.1271	29.32	1691	0.1479	34.12	1968	0.1918	44.27	2554	[(2/3)*(NGX AB-NIT Month Ahead Index 7A) + (1/3)*(NGX AB-NIT Same Day Index 1)] + Fieldgate Adjustment
Aug.	2013	-	-	2.40	0.1045	2.61	21.51	1392	0.1338	30.88	1781	0.1526	35.21	2031	0.1978	45.64	2633	[(2/3)*(NGX AB-NIT Month Ahead Index 7A) + (1/3)*(NGX AB-NIT Same Day Index 1)] + Fieldgate Adjustment
July	2013	-	-	2.84	0.1188	2.97	24.45	1582	0.1436	33.14	1912	0.1595	36.80	2123	0.2064	47.63	2748	[(2/3)*(NGX AB-NIT Month Ahead Index 7A) + (1/3)*(NGX AB-NIT Same Day Index 1)] + Fieldgate Adjustment



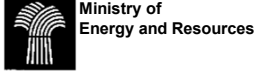
Monthly Natural Gas Royalty/Tax Factor History

Date		Provincial Average Gas Price			Fourth Tier Gas				Third Tier Gas			New Gas			Old Gas			Provincial Average Gas Price Formula
Month	Year	GP (\$/1000 m ³)	PGP (\$/1000 m ³)	PGP (\$/GJ)	C _g	D _g	K _g	X _g	C _g	K _g	X _g	C _g	K _g	X _g	C _g	K _g	X _g	
June	2013	-	-	3.25	0.1286	3.22	26.47	1713	0.1504	34.70	2002	0.1642	37.90	2186	0.2123	49.00	2827	
May	2013	-	-	3.36	0.1309	3.27	26.93	1742	0.1519	35.05	2022	0.1653	38.15	2201	0.2137	49.31	2845	[(2/3)*(NGX AB-NIT Month Ahead Index 7A) + (1/3)*(NGX AB-NIT Same Day Index 1)] + Fieldgate Adjustment
Apr.	2013	-	-	3.25	0.1286	3.22	26.47	1713	0.1504	34.70	2002	0.1642	37.90	2186	0.2123	49.00	2827	[(2/3)*(NGX AB-NIT Month Ahead Index 7A) + (1/3)*(NGX AB-NIT Same Day Index 1)] + Fieldgate Adjustment
Mar.	2013	-	-	2.94	0.1215	3.04	24.99	1617	0.1454	33.56	1936	0.1608	37.10	2140	0.2080	48.00	2769	[(2/3)*(NGX AB-NIT Month Ahead Index 7A) + (1/3)*(NGX AB-NIT Same Day Index 1)] + Fieldgate Adjustment
Feb.	2013	-	-	2.80	0.1177	2.94	24.22	1567	0.1428	32.96	1901	0.1590	36.68	2116	0.2057	47.47	2739	[(2/3)*(NGX AB-NIT Month Ahead Index 7A) + (1/3)*(NGX AB-NIT Same Day Index 1)] + Fieldgate Adjustment
Jan.	2013	-	-	2.85	0.1191	2.98	24.50	1585	0.1438	33.18	1914	0.1596	36.83	2125	0.2066	47.67	2750	[(2/3)*(NGX AB-NIT Month Ahead Index 7A) + (1/3)*(NGX AB-NIT Same Day Index 1)] + Fieldgate Adjustment
Dec.	2012	-	-	3.07	0.1247	3.12	25.65	1660	0.1476	34.07	1965	0.1623	37.45	2160	0.2099	48.44	2795	[(2/3)*(NGX AB-NIT Month Ahead Index 7A) + (1/3)*(NGX AB-NIT Same Day Index 1)] + Fieldgate Adjustment
Nov.	2012	-	-	3.04	0.1239	3.10	25.50	1650	0.1471	33.95	1959	0.1620	37.38	2156	0.2095	48.34	2789	[(2/3)*(NGX AB-NIT Month Ahead Index 7A) + (1/3)*(NGX AB-NIT Same Day Index 1)] + Fieldgate Adjustment
Oct.	2012	-	-	2.45	0.1064	2.66	21.89	1416	0.1351	31.17	1798	0.1535	35.42	2043	0.1989	45.90	2648	[(2/3)*(NGX AB-NIT Month Ahead Index 7A) + (1/3)*(NGX AB-NIT Same Day Index 1)] + Fieldgate Adjustment
Sept.	2012	-	-	2.02	0.0872	2.18	17.94	1161	0.1219	28.12	1622	0.1442	33.27	1919	0.1873	43.22	2493	[(2/3)*(NGX AB-NIT Month Ahead Index 7A) + (1/3)*(NGX AB-NIT Same Day Index 1)] + Fieldgate Adjustment
Aug.	2012	-	-	2.13	0.0928	2.32	19.10	1236	0.1258	29.02	1674	0.1469	33.90	1956	0.1907	44.00	2538	[(2/3)*(NGX AB-NIT Month Ahead Index 7A) + (1/3)*(NGX AB-NIT Same Day Index 1)] + Fieldgate Adjustment
July	2012	-	-	1.93	0.0821	2.05	16.89	1093	0.1183	27.31	1576	0.1417	32.70	1886	0.1842	42.50	2452	[(2/3)*(NGX AB-NIT Month Ahead Index 7A) + (1/3)*(NGX AB-NIT Same Day Index 1)] + Fieldgate Adjustment
June	2012	-	-	1.83	0.0758	1.90	15.60	1009	0.1141	26.32	1518	0.1387	32.00	1846	0.1804	41.63	2402	[(2/3)*(NGX AB-NIT Month Ahead Index 7A) + (1/3)*(NGX AB-NIT Same Day Index 1)] + Fieldgate Adjustment
May	2012	-	-	1.61	0.0593	1.48	12.20	789	0.1027	23.70	1367	0.1307	30.16	1740	0.1704	39.32	2268	[(2/3)*(NGX AB-NIT Month Ahead Index 7A) + (1/3)*(NGX AB-NIT Same Day Index 1)] + Fieldgate Adjustment
Apr.	2012	-	-	1.59	0.0575	1.44	11.84	766	0.1015	23.42	1351	0.1299	29.97	1729	0.1694	39.08	2255	[(2/3)*(NGX AB-NIT Month Ahead Index 7A) + (1/3)*(NGX AB-NIT Same Day Index 1)] + Fieldgate Adjustment
Mar.	2012	-	-	1.80	0.0738	1.84	15.18	982	0.1127	26.00	1500	0.1377	31.78	1833	0.1792	41.35	2385	[(2/3)*(NGX AB-NIT Month Ahead Index 7A) + (1/3)*(NGX AB-NIT Same Day Index 1)] + Fieldgate Adjustment
Feb.	2012	-	78.92	-	0.0929	2.32	19.11	1236	0.1258	29.03	1675	0.1472	33.97	1960	0.1911	44.09	2544	-
Jan.	2012	-	94.33	-	0.1098	2.75	22.60	1462	0.1375	31.72	1830	0.1554	35.85	2068	0.2012	46.44	2679	-
Dec.	2011	-	107.37	-	0.1204	3.01	24.77	1603	0.1447	33.39	1926	0.1604	37.02	2136	0.2076	47.91	2764	-
Nov.	2011	-	111.86	-	0.1234	3.09	25.40	1643	0.1468	33.88	1955	0.1619	37.36	2155	0.2094	48.33	2788	-
Oct.	2011	-	119.59	-	0.1282	3.21	26.38	1707	0.1501	34.63	1998	0.1642	37.89	2186	0.2123	48.99	2826	-
Sept.	2011	-	124.82	-	0.1311	3.28	26.97	1745	0.1521	35.09	2024	0.1656	38.21	2204	0.2140	49.39	2849	-
Aug.	2011	-	125.92	-	0.1317	3.29	27.09	1753	0.1525	35.18	2030	0.1658	38.27	2208	0.2144	49.47	2854	-
July	2011	-	131.30	-	0.1343	3.36	27.64	1788	0.1543	35.60	2054	0.1671	38.57	2225	0.2160	49.84	2875	-
June	2011	-	134.68	-	0.1359	3.40	27.96	1809	0.1554	35.85	2068	0.1679	38.74	2235	0.2169	50.05	2887	-
May	2011	-	127.80	-	0.1326	3.31	27.28	1765	0.1531	35.33	2038	0.1663	38.38	2214	0.2149	49.60	2861	-
Apr.	2011	-	126.98	-	0.1322	3.30	27.20	1760	0.1528	35.26	2034	0.1661	38.33	2211	0.2147	49.54	2858	-
Mar.	2011	-	123.54	-	0.1304	3.26	26.83	1736	0.1516	34.98	2018	0.1652	38.13	2200	0.2136	49.29	2844	-
Feb.	2011	-	132.82	-	0.1350	3.38	27.78	1797	0.1547	35.71	2060	0.1675	38.65	2230	0.2164	49.94	2881	-
Jan.	2011	-	134.03	-	0.1356	3.39	27.90	1805	0.1551	35.80	2065	0.1678	38.71	2233	0.2167	50.01	2885	-
Dec.	2010	-	129.87	-	0.1336	3.34	27.49	1779	0.1538	35.49	2047	0.1668	38.49	2220	0.2155	49.74	2870	-
Nov.	2010	-	118.83	-	0.1278	3.19	26.29	1701	0.1498	34.56	1994	0.1640	37.84	2183	0.2120	48.93	2823	-
Oct.	2010	-	120.45	-	0.1287	3.22	26.48	1713	0.1504	34.71	2002	0.1644	37.94	2189	0.2126	49.06	2830	-
Sept.	2010	-	116.49	-	0.1264	3.16	26.00	1682	0.1488	34.34	1981	0.1633	37.69	2174	0.2112	48.74	2812	-
Aug.	2010	-	122.58	-	0.1299	3.25	26.72	1729	0.1512	34.89	2013	0.1650	38.08	2197	0.2133	49.22	2840	-
July	2010	-	132.35	-	0.1348	3.37	27.74	1795	0.1546	35.68	2058	0.1674	38.62	2228	0.2163	49.91	2879	-
June	2010	-	130.13	-	0.1337	3.34	27.52	1781	0.1539	35.51	2049	0.1669	38.51	2222	0.2156	49.76	2871	-
May	2010	-	128.02	-	0.1327	3.32	27.31	1767	0.1532	35.35	2039	0.1664	38.39	2215	0.2150	49.61	2862	-
Apr.	2010	-	136.66	-	0.1368	3.42	28.14	1821	0.1560	35.99	2076	0.1683	38.84	2241	0.2175	50.18	2895	-
Mar.	2010	-	156.29	-	0.1443	3.61	29.69	1921	0.1611	37.18	2145	0.1720	39.68	2289	0.2220	51.22	2955	-
Feb.	2010	-	185.00	-	0.1524	3.81	31.36	2029	0.1667	38.47	2219	0.1759	40.58	2341	0.2269	52.35	3020	-
Jan.	2010	-	190.33	-	0.1537	3.84	31.62	2046	0.1676	38.67	2231	0.1765	40.72	2349	0.2276	52.52	3030	-
Dec.	2009	-	171.41	-	0.1489	3.72	30.64	1982	0.1643	37.92	2188	0.1742	40.19	2319	0.2247	51.86	2992	-
Nov.	2009	-	149.81	-	0.1420	3.55	29.22	1891	0.1596	36.82	2124	0.1709	39.43	2275	0.2206	50.91	2937	-
Oct.	2009	-	113.56	-	0.1246	3.11	25.63	1658	0.1476	34.05	1964	0.1625	37.49	2163	0.2101	48.48	2797	-
Sept.	2009	-	90.67	-	0.1063	2.66	21.88	1416	0.1350	31.16	1798	0.1537	35.46	2046	0.1991	45.95	2651	-
Aug.	2009	-	100.57	-	0.1152	2.88	23.71	1534	0.1411	32.57	1879	0.1580	36.45	2103	0.2045	47.19	2722	-
July	2009	-	108.88	-	0.1215	3.04	24.99	1617	0.1454	33.56	1936	0.1609	37.14	2143	0.2082	48.05	2772	-
June	2009	-	113.86	-	0.1248	3.12	25.67	1661	0.1477	34.08	1966	0.1625	37.51	2164	0.2102	48.51	2799	-
May	2009	-	114.27	-	0.1250	3.13	25.72	1664	0.1479	34.12	1968	0.1627	37.54	2166	0.2104	48.55	2801	-
Apr.	2009	-	124.58	-	0.1309	3.27	26.94	1743	0.1519	35.06	2023	0.1655	38.20	2204	0.2139	49.37	2848	-
Mar.	2009	-	147.81	-	0.1413	3.53	29.07	1881	0.1590	36.70	2117	0.1705	39.34	2270	0.2201	50.80	2931	-



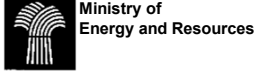
Monthly Natural Gas Royalty/Tax Factor History

Date		Provincial Average Gas Price			Fourth Tier Gas				Third Tier Gas			New Gas			Old Gas			Provincial Average Gas Price Formula
Month	Year	GP (\$/1000 m ³)	PGP (\$/1000 m ³)	PGP (\$/GJ)	C _g	D _g	K _g	X _g	C _g	K _g	X _g	C _g	K _g	X _g	C _g	K _g	X _g	
Feb.	2009	-	176.60	-	0.1503	3.76	30.93	2001	0.1653	38.14	2200	0.1749	40.35	2328	0.2256	52.06	3003	
Jan.	2009	-	210.53	-	0.1578	3.95	32.47	2101	0.1704	39.33	2269	0.1785	41.18	2376	0.2301	53.10	3063	-
Dec.	2008	-	229.67	-	0.1611	4.03	33.14	2144	0.1726	39.84	2298	0.1800	41.54	2396	0.2321	53.55	3089	-
Nov.	2008	-	232.24	-	0.1615	4.04	33.22	2149	0.1729	39.90	2302	0.1802	41.58	2399	0.2323	53.60	3092	-
Oct.	2008	-	217.10	-	0.1590	3.97	32.71	2116	0.1712	39.51	2279	0.1790	41.31	2383	0.2308	53.26	3073	-
Sept.	2008	-	240.31	-	0.1626	4.07	33.46	2165	0.1737	40.09	2313	0.1808	41.71	2406	0.2330	53.77	3102	-
Aug.	2008	-	281.18	-	0.1676	4.19	34.48	2231	0.1772	40.88	2358	0.1831	42.26	2438	0.2360	54.45	3141	-
July	2008	-	364.78	-	0.1743	4.36	35.86	2320	0.1817	41.94	2420	0.1864	43.01	2481	0.2400	55.38	3195	-
June	2008	-	344.98	-	0.1730	4.32	35.59	2303	0.1808	41.73	2407	0.1857	42.86	2473	0.2392	55.20	3184	-
May	2008	-	336.48	-	0.1724	4.31	35.47	2295	0.1804	41.64	2402	0.1855	42.80	2469	0.2389	55.12	3180	-
Apr.	2008	-	311.75	-	0.1704	4.26	35.07	2269	0.1791	41.33	2384	0.1845	42.58	2456	0.2377	54.85	3164	-
Mar.	2008	-	283.60	-	0.1678	4.20	34.53	2234	0.1773	40.92	2361	0.1833	42.29	2440	0.2361	54.49	3144	-
Feb.	2008	-	263.84	-	0.1657	4.14	34.09	2206	0.1758	40.57	2340	0.1822	42.05	2426	0.2348	54.19	3126	-
Jan.	2008	-	245.10	-	0.1633	4.08	33.60	2174	0.1742	40.20	2319	0.1811	41.79	2411	0.2334	53.86	3107	-
Dec.	2007	-	230.41	-	0.1612	4.03	33.16	2145	0.1727	39.86	2300	0.1801	41.55	2397	0.2321	53.56	3090	-
Nov.	2007	-	208.90	-	0.1575	3.94	32.41	2097	0.1702	39.28	2266	0.1783	41.14	2373	0.2299	53.05	3060	-
Oct.	2007	-	176.09	-	0.1502	3.75	30.90	1999	0.1652	38.12	2199	0.1748	40.33	2327	0.2255	52.04	3002	-
Sep.	2007	-	151.45	-	0.1426	3.57	29.34	1898	0.1600	36.92	2130	0.1711	39.49	2278	0.2210	50.99	2942	-
Aug.	2007	-	161.14	-	0.1458	3.65	30.01	1942	0.1622	37.43	2159	0.1727	39.85	2299	0.2229	51.44	2968	-
July	2007	-	189.33	-	0.1534	3.84	31.57	2043	0.1674	38.63	2229	0.1763	40.69	2347	0.2275	52.49	3028	-
June	2007	-	220.75	-	0.1596	3.99	32.84	2125	0.1717	39.61	2285	0.1793	41.38	2387	0.2312	53.35	3078	-
May	2007	-	231.18	-	0.1613	4.03	33.18	2147	0.1728	39.88	2301	0.1801	41.56	2398	0.2322	53.58	3091	-
Apr.	2007	-	247.05	-	0.1635	4.09	33.65	2177	0.1744	40.24	2321	0.1812	41.82	2413	0.2336	53.90	3109	-
Mar.	2007	-	256.45	-	0.1648	4.12	33.90	2193	0.1752	40.43	2332	0.1818	41.95	2420	0.2343	54.06	3119	-
Feb.	2007	-	250.09	-	0.1640	4.10	33.74	2183	0.1746	40.30	2325	0.1814	41.86	2415	0.2338	53.95	3112	-
Jan.	2007	-	243.20	-	0.1631	4.08	33.55	2171	0.1740	40.15	2316	0.1810	41.76	2409	0.2332	53.82	3105	-
Dec.	2006	-	260.07	-	0.1652	4.13	34.00	2200	0.1755	40.50	2336	0.1820	42.00	2423	0.2346	54.13	3123	-
Nov.	2006	-	247.76	-	0.1636	4.09	33.67	2178	0.1744	40.25	2322	0.1813	41.83	2413	0.2336	53.91	3110	-
Oct.	2006	-	175.64	-	0.1501	3.75	30.88	1998	0.1651	38.10	2198	0.1747	40.32	2326	0.2254	52.02	3001	-
Sep.	2006	-	187.61	-	0.1530	3.83	31.49	2037	0.1671	38.57	2225	0.1762	40.65	2345	0.2272	52.44	3025	-
Aug.	2006	-	212.19	-	0.1581	3.95	32.53	2105	0.1706	39.37	2271	0.1786	41.21	2377	0.2303	53.14	3066	-
July	2006	-	198.82	-	0.1555	3.89	32.00	2070	0.1688	38.96	2248	0.1773	40.92	2361	0.2287	52.78	3045	-
June	2006	-	196.71	-	0.1551	3.88	31.91	2065	0.1685	38.89	2244	0.1771	40.87	2358	0.2285	52.72	3041	-
May	2006	-	209.50	-	0.1576	3.94	32.43	2098	0.1703	39.29	2267	0.1784	41.16	2375	0.2300	53.07	3062	-
Apr.	2006	-	223.57	-	0.1601	4.00	32.94	2131	0.1720	39.69	2290	0.1795	41.43	2390	0.2315	53.41	3081	-
Mar.	2006	-	232.68	-	0.1615	4.04	33.23	2150	0.1730	39.91	2302	0.1802	41.59	2399	0.2323	53.61	3093	-
Feb.	2006	-	269.39	-	0.1663	4.16	34.22	2214	0.1762	40.67	2346	0.1825	42.12	2430	0.2352	54.28	3131	-
Jan.	2006	-	354.56	-	0.1736	4.34	35.72	2311	0.1813	41.83	2413	0.1860	42.93	2477	0.2396	55.29	3190	-
Dec.	2005	-	398.41	-	0.1762	4.40	36.25	2345	0.1830	42.24	2437	0.1873	43.22	2493	0.2411	55.64	3210	-
Nov.	2005	-	380.91	-	0.1752	4.38	36.05	2332	0.1824	42.09	2428	0.1868	43.11	2487	0.2406	55.51	3202	-
Oct.	2005	-	404.63	-	0.1765	4.41	36.31	2349	0.1833	42.29	2440	0.1874	43.25	2495	0.2413	55.69	3213	-
Sep.	2005	-	347.55	-	0.1732	4.33	35.63	2305	0.1810	41.76	2409	0.1858	42.88	2474	0.2393	55.23	3186	-
Aug.	2005	-	276.86	-	0.1671	4.18	34.39	2225	0.1768	40.80	2354	0.1829	42.21	2435	0.2357	54.39	3138	-
July	2005	-	245.31	-	0.1633	4.08	33.61	2175	0.1742	40.20	2319	0.1811	41.79	2411	0.2334	53.86	3107	-
June	2005	-	236.75	-	0.1621	4.05	33.36	2158	0.1734	40.01	2308	0.1805	41.66	2403	0.2327	53.70	3098	-
May	2005	-	248.39	-	0.1637	4.09	33.69	2180	0.1745	40.27	2323	0.1813	41.84	2414	0.2337	53.92	3111	-
Apr.	2005	-	255.22	-	0.1646	4.12	33.87	2191	0.1751	40.41	2331	0.1817	41.93	2419	0.2342	54.04	3118	-
Mar.	2005	-	232.35	-	0.1615	4.04	33.22	2149	0.1729	39.90	2302	0.1802	41.58	2399	0.2323	53.60	3092	-
Feb.	2005	-	218.93	-	0.1593	3.98	32.78	2121	0.1714	39.56	2282	0.1791	41.34	2385	0.2310	53.30	3075	-
Jan.	2005	-	222.47	-	0.1599	4.00	32.90	2129	0.1719	39.66	2288	0.1795	41.41	2389	0.2314	53.39	3080	-



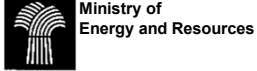
Monthly Natural Gas Royalty/Tax Factor History

Date		Provincial Average Gas Price			Fourth Tier Gas				Third Tier Gas			New Gas			Old Gas			Provincial Average Gas Price Formula
Month	Year	GP (\$/1000 m ³)	PGP (\$/1000 m ³)	PGP (\$/GJ)	C _g	D _g	K _g	X _g	C _g	K _g	X _g	C _g	K _g	X _g	C _g	K _g	X _g	
Dec.	2004	-	240.67	-	0.1627	4.07	33.47	2166	0.1738	40.10	2313	0.1808	41.72	2407	0.2330	53.77	3102	
Nov.	2004	-	243.46	-	0.1631	4.08	33.55	2171	0.1740	40.16	2317	0.1810	41.76	2409	0.2333	53.83	3105	-
Oct.	2004	-	195.89	-	0.1549	3.87	31.87	2062	0.1684	38.86	2242	0.1770	40.85	2357	0.2283	52.69	3040	-
Sep.	2004	-	190.72	-	0.1538	3.84	31.64	2047	0.1676	38.68	2231	0.1765	40.73	2350	0.2277	52.54	3031	-
Aug.	2004	-	222.96	-	0.1600	4.00	32.92	2130	0.1719	39.67	2289	0.1795	41.42	2390	0.2314	53.40	3081	-
July	2004	-	228.67	-	0.1609	4.02	33.10	2142	0.1725	39.81	2297	0.1799	41.52	2395	0.2320	53.53	3088	-
June	2004	-	249.37	-	0.1639	4.10	33.72	2182	0.1746	40.29	2324	0.1814	41.85	2414	0.2337	53.94	3112	-
May	2004	-	228.64	-	0.1609	4.02	33.10	2142	0.1725	39.81	2297	0.1799	41.52	2395	0.2319	53.52	3088	-
Apr.	2004	-	212.37	-	0.1581	3.95	32.54	2105	0.1707	39.38	2272	0.1786	41.22	2378	0.2303	53.14	3066	-
Mar.	2004	-	204.68	-	0.1567	3.92	32.24	2086	0.1697	39.15	2259	0.1779	41.05	2368	0.2294	52.94	3054	-
Feb.	2004	-	222.43	-	0.1599	4.00	32.90	2129	0.1719	39.66	2288	0.1795	41.41	2389	0.2314	53.39	3080	-
Jan.	2004	-	225.78	-	0.1604	4.01	33.01	2136	0.1722	39.74	2293	0.1797	41.47	2392	0.2317	53.46	3084	-
Dec.	2003	-	195.82	-	0.1549	3.87	31.87	2062	0.1684	38.86	2242	0.1770	40.85	2357	0.2283	52.69	3040	-
Nov.	2003	-	173.68	-	0.1495	3.74	30.77	1991	0.1647	38.01	2193	0.1745	40.26	2323	0.2251	51.95	2997	-
Oct.	2003	-	179.59	-	0.1511	3.78	31.09	2012	0.1658	38.26	2207	0.1752	40.43	2332	0.2261	52.17	3010	-
Sep.	2003	-	198.47	-	0.1554	3.89	31.98	2069	0.1688	38.95	2247	0.1773	40.91	2360	0.2287	52.77	3044	-
Aug.	2003	-	196.07	-	0.1549	3.87	31.88	2063	0.1684	38.87	2242	0.1771	40.86	2357	0.2284	52.70	3040	-
July	2003	-	211.05	-	0.1579	3.95	32.49	2102	0.1705	39.34	2270	0.1785	41.19	2376	0.2302	53.11	3064	-
June	2003	-	227.43	-	0.1607	4.02	33.06	2139	0.1724	39.78	2295	0.1798	41.50	2394	0.2318	53.50	3086	-
May	2003	-	225.09	-	0.1603	4.01	32.99	2134	0.1721	39.72	2291	0.1797	41.46	2392	0.2316	53.45	3084	-
Apr.	2003	-	227.67	-	0.1607	4.02	33.07	2140	0.1724	39.79	2295	0.1798	41.50	2394	0.2318	53.50	3086	-
Mar.	2003	-	313.57	-	0.1706	4.26	35.10	2271	0.1792	41.35	2385	0.1846	42.60	2458	0.2378	54.87	3165	-
Feb.	2003	-	254.91	-	0.1646	4.11	33.86	2191	0.1751	40.40	2331	0.1817	41.93	2419	0.2342	54.04	3118	-
Jan.	2003	-	223.64	-	0.1601	4.00	32.94	2131	0.1720	39.69	2290	0.1795	41.43	2390	0.2315	53.41	3081	-
Dec.	2002	-	189.11	-	0.1534	3.83	31.56	2042	0.1674	38.63	2229	0.1763	40.69	2347	0.2274	52.48	3028	-
Nov.	2002	-	183.08	-	0.1520	3.80	31.27	2023	0.1664	38.40	2215	0.1756	40.53	2338	0.2266	52.29	3017	-
Oct.	2002	-	150.90	-	0.1424	3.56	29.30	1896	0.1599	36.89	2128	0.1710	39.47	2277	0.2208	50.96	2940	-
Sep.	2002	128.85	128.85	-	-	-	-	-	0.1534	35.41	2043	0.1666	38.44	2218	0.2152	49.67	2865	-
Aug.	2002	102.72	102.72	-	-	-	-	-	0.1423	32.84	1895	0.1588	36.64	2114	0.2055	47.43	2736	-
July	2002	115.73	115.73	-	-	-	-	-	0.1485	34.27	1977	0.1631	37.64	2171	0.2109	48.67	2808	-
June	2002	136.24	136.24	-	-	-	-	-	0.1558	35.96	2075	0.1682	38.82	2240	0.2173	50.15	2893	-
May	2002	148.27	148.27	-	-	-	-	-	0.1592	36.73	2119	0.1706	39.36	2271	0.2203	50.83	2932	-
Apr.	2002	146.41	146.41	-	-	-	-	-	0.1587	36.62	2113	0.1702	39.28	2266	0.2198	50.73	2927	-
Mar.	2002	119.22	119.22	-	-	-	-	-	0.1499	34.60	1996	0.1641	37.87	2185	0.2122	48.96	2825	-
Feb.	2002	107.80	107.80	-	-	-	-	-	0.1449	33.44	1929	0.1606	37.06	2138	0.2078	47.95	2766	-
Jan.	2002	127.09	127.09	-	-	-	-	-	0.1528	35.27	2035	0.1661	38.34	2212	0.2147	49.55	2859	-
Dec.	2001	121.83	121.83	-	-	-	-	-	0.1509	34.83	2009	0.1648	38.03	2194	0.2130	49.16	2836	-
Nov.	2001	116.66	116.66	-	-	-	-	-	0.1489	34.36	1982	0.1634	37.70	2175	0.2113	48.75	2812	-
Oct.	2001	84.00	84.00	-	-	-	-	-	0.1301	30.02	1732	0.1502	34.67	2000	0.1948	44.96	2594	-
Sep.	2001	98.55	98.55	-	-	-	-	-	0.1400	32.31	1864	0.1572	36.27	2092	0.2035	46.96	2709	-
Aug.	2001	117.71	117.71	-	-	-	-	-	0.1493	34.46	1988	0.1637	37.77	2179	0.2116	48.84	2818	-
July	2001	136.76	136.76	-	-	-	-	-	0.1560	35.99	2076	0.1684	38.85	2241	0.2175	50.18	2895	-
June	2001	175.66	175.66	-	-	-	-	-	0.1651	38.10	2198	0.1747	40.32	2326	0.2254	52.02	3001	-
May	2001	232.27	232.27	-	-	-	-	-	0.1729	39.90	2302	0.1802	41.58	2399	0.2323	53.60	3092	-
Apr.	2001	249.27	249.27	-	-	-	-	-	0.1746	40.28	2324	0.1814	41.85	2414	0.2337	53.94	3112	-
Mar.	2001	262.20	262.20	-	-	-	-	-	0.1757	40.54	2339	0.1821	42.03	2425	0.2347	54.16	3124	-
Feb.	2001	333.19	333.19	-	-	-	-	-	0.1803	41.60	2400	0.1853	42.77	2467	0.2387	55.09	3178	-
Jan.	2001	416.20	416.20	-	-	-	-	-	0.1837	42.38	2445	0.1877	43.31	2499	0.2417	55.77	3217	-
Dec.	2000	288.75	288.75	-	-	-	-	-	0.1777	41.00	2365	0.1835	42.35	2443	0.2364	54.56	3148	-
Nov.	2000	224.07	224.07	-	-	-	-	-	0.1720	39.70	2290	0.1796	41.44	2391	0.2315	53.42	3082	-
Oct.	2000	211.88	211.88	-	-	-	-	-	0.1706	39.36	2271	0.1786	41.21	2377	0.2302	53.13	3065	-
Sep.	2000	177.83	177.83	-	-	-	-	-	0.1655	38.19	2203	0.1750	40.38	2330	0.2258	52.10	3006	-



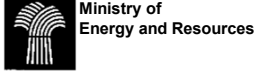
Monthly Natural Gas Royalty/Tax Factor History

Date		Provincial Average Gas Price			Fourth Tier Gas				Third Tier Gas			New Gas			Old Gas			Provincial Average Gas Price Formula
Month	Year	GP (\$/1000 m ³)	PGP (\$/1000 m ³)	PGP (\$/GJ)	C _g	D _g	K _g	X _g	C _g	K _g	X _g	C _g	K _g	X _g	C _g	K _g	X _g	
Aug.	2000	155.31	155.31	-	-	-	-	-	0.1609	37.13	2142	0.1718	39.64	2287	0.2218	51.18	2953	
July	2000	170.33	170.33	-	-	-	-	-	0.1641	37.87	2185	0.1740	40.16	2317	0.2246	51.82	2989	-
June	2000	161.48	161.48	-	-	-	-	-	0.1623	37.45	2160	0.1727	39.86	2300	0.2230	51.46	2969	-
May	2000	133.33	133.33	-	-	-	-	-	0.1549	35.75	2062	0.1676	38.67	2231	0.2165	49.97	2883	-
Apr.	2000	122.57	122.57	-	-	-	-	-	0.1512	34.89	2013	0.1650	38.08	2197	0.2133	49.22	2840	-
Mar.	2000	112.42	112.42	-	-	-	-	-	0.1471	33.94	1958	0.1621	37.41	2158	0.2097	48.38	2791	-
Feb.	2000	102.36	102.36	-	-	-	-	-	0.1421	32.80	1892	0.1586	36.61	2112	0.2054	47.39	2734	-
Jan.	2000	102.25	102.25	-	-	-	-	-	0.1421	32.79	1892	0.1586	36.60	2111	0.2053	47.38	2733	-
Dec.	1999	101.40	101.40	-	-	-	-	-	0.1416	32.68	1885	0.1583	36.53	2107	0.2049	47.28	2728	-
Nov.	1999	117.76	117.76	-	-	-	-	-	0.1493	34.46	1988	0.1637	37.77	2179	0.2116	48.84	2818	-
Oct.	1999	106.90	106.90	-	-	-	-	-	0.1445	33.34	1923	0.1603	36.99	2134	0.2074	47.86	2761	-
Sep.	1999	107.37	107.37	-	-	-	-	-	0.1447	33.39	1926	0.1604	37.02	2136	0.2076	47.91	2764	-
Aug.	1999	96.95	96.95	-	-	-	-	-	0.1391	32.09	1851	0.1565	36.11	2083	0.2027	46.77	2698	-
July	1999	96.67	96.67	-	-	-	-	-	0.1389	32.05	1849	0.1564	36.09	2082	0.2025	46.73	2696	-
June	1999	92.32	92.32	-	-	-	-	-	0.1362	31.42	1813	0.1544	35.64	2056	0.2001	46.18	2664	-
May	1999	91.31	91.31	-	-	-	-	-	0.1355	31.26	1803	0.1540	35.53	2050	0.1995	46.04	2656	-
Apr.	1999	84.64	84.64	-	-	-	-	-	0.1306	30.14	1739	0.1506	34.75	2005	0.1953	45.06	2600	-
Mar.	1999	81.18	81.18	-	-	-	-	-	0.1278	29.49	1701	0.1486	34.29	1978	0.1928	44.49	2567	-
Feb.	1999	84.49	84.49	-	-	-	-	-	0.1305	30.11	1737	0.1505	34.73	2004	0.1952	45.04	2598	-
Jan.	1999	86.86	86.86	-	-	-	-	-	0.1323	30.53	1761	0.1518	35.02	2020	0.1967	45.40	2619	-
Dec.	1998	93.29	93.29	-	-	-	-	-	0.1368	31.56	1821	0.1549	35.75	2062	0.2007	46.31	2672	-
Nov.	1998	91.08	91.08	-	-	-	-	-	0.1353	31.23	1802	0.1539	35.51	2049	0.1994	46.01	2654	-
Oct.	1998	72.88	72.88	-	-	-	-	-	0.1199	27.66	1596	0.1430	33.01	1904	0.1859	42.89	2474	-
Sep.	1998	60.07	60.07	-	-	-	-	-	0.1034	23.86	1376	0.1315	30.35	1751	0.1714	39.56	2282	-
Aug.	1998	65.30	65.30	-	-	-	-	-	0.1109	25.59	1476	0.1368	31.56	1821	0.1780	41.08	2370	-
July	1998	68.13	68.13	-	-	-	-	-	0.1145	26.42	1524	0.1393	32.14	1854	0.1811	41.80	2411	-
June	1998	67.71	67.71	-	-	-	-	-	0.1140	26.30	1517	0.1389	32.06	1850	0.1807	41.70	2406	-
May	1998	73.05	73.05	-	-	-	-	-	0.1200	27.70	1598	0.1432	33.04	1906	0.1860	42.93	2477	-
Apr.	1998	67.52	67.52	-	-	-	-	-	0.1138	26.25	1514	0.1388	32.02	1847	0.1805	41.65	2403	-
Mar.	1998	61.08	61.08	-	-	-	-	-	0.1050	24.22	1397	0.1326	30.60	1765	0.1728	39.88	2301	-
Feb.	1998	58.41	58.41	-	-	-	-	-	0.1007	23.24	1341	0.1297	29.92	1726	0.1691	39.03	2252	-
Jan.	1998	57.75	57.75	-	-	-	-	-	-	-	-	0.1289	29.74	1716	0.1681	38.80	2238	-
Dec.	1997	63.95	63.95	-	-	-	-	-	-	-	-	0.1355	31.27	1804	0.1764	40.71	2349	-
Nov.	1997	73.53	73.53	-	-	-	-	-	-	-	-	0.1435	33.12	1911	0.1865	43.03	2482	-
Oct.	1997	64.53	64.53	-	-	-	-	-	-	-	-	0.1361	31.40	1811	0.1771	40.87	2358	-
Sep.	1997	54.80	54.80	-	-	-	-	-	-	-	-	0.1252	28.89	1667	0.1635	37.74	2177	-
Aug.	1997	51.69	51.69	-	-	-	-	-	-	-	-	0.1209	27.90	1610	0.1581	36.49	2105	-
July	1997	52.63	52.63	-	-	-	-	-	-	-	-	0.1222	28.21	1627	0.1599	36.89	2128	-
June	1997	57.41	57.41	-	-	-	-	-	-	-	-	0.1285	29.65	1711	0.1677	38.69	2232	-
May	1997	59.54	59.54	-	-	-	-	-	-	-	-	0.1310	30.22	1743	0.1707	39.40	2273	-
Apr.	1997	53.03	53.03	-	-	-	-	-	-	-	-	0.1228	28.34	1635	0.1606	37.05	2137	-
Mar.	1997	57.20	57.20	-	-	-	-	-	-	-	-	0.1282	29.59	1707	0.1673	38.61	2227	-
Feb.	1997	85.63	85.63	-	-	-	-	-	-	-	-	0.1511	34.87	2012	0.1960	45.22	2609	-
Jan.	1997	84.61	84.61	-	-	-	-	-	-	-	-	0.1505	34.74	2004	0.1953	45.06	2600	-
Dec.	1996	74.51	74.51	-	-	-	-	-	-	-	-	0.1443	33.29	1921	0.1873	43.23	2494	-
Nov.	1996	55.57	55.57	-	-	-	-	-	-	-	-	0.1262	29.12	1680	0.1648	38.03	2194	-
Oct.	1996	45.10	45.10	-	-	-	-	-	-	-	-	0.1097	25.32	1461	0.1442	33.28	1920	-
Sep.	1996	43.87	43.87	-	-	-	-	-	-	-	-	0.1073	24.76	1428	0.1411	32.57	1879	-
Aug.	1996	46.82	46.82	-	-	-	-	-	-	-	-	0.1129	26.06	1503	0.1482	34.20	1973	-
July	1996	47.85	47.85	-	-	-	-	-	-	-	-	0.1148	26.48	1528	0.1505	34.73	2004	-
June	1996	46.51	46.51	-	-	-	-	-	-	-	-	0.1124	25.93	1496	0.1475	34.04	1964	-
May	1996	46.77	46.77	-	-	-	-	-	-	-	-	0.1128	26.04	1502	0.1481	34.18	1972	-



Monthly Natural Gas Royalty/Tax Factor History

Date		Provincial Average Gas Price			Fourth Tier Gas				Third Tier Gas			New Gas			Old Gas			Provincial Average Gas Price Formula
Month	Year	GP (\$/1000 m ³)	PGP (\$/1000 m ³)	PGP (\$/GJ)	C _g	D _g	K _g	X _g	C _g	K _g	X _g	C _g	K _g	X _g	C _g	K _g	X _g	
Apr.	1996	51.68	51.68	-	-	-	-	-	-	-	-	0.1209	27.89	1609	0.1581	36.49	2105	
Mar.	1996	53.78	53.78	-	-	-	-	-	-	-	-	0.1239	28.58	1649	0.1619	37.35	2155	-
Feb.	1996	54.22	54.22	-	-	-	-	-	-	-	-	0.1245	28.72	1657	0.1626	37.52	2165	-
Jan.	1996	55.05	55.05	-	-	-	-	-	-	-	-	0.1255	28.97	1671	0.1640	37.84	2183	-
Dec.	1995	46.00	-	-	-	-	-	-	-	-	-	0.1115	25.72	1484	0.1463	33.77	1948	-
Nov.	1995	43.00	-	-	-	-	-	-	-	-	-	0.1055	24.34	1404	0.1389	32.05	1849	-
Oct.	1995	45.00	-	-	-	-	-	-	-	-	-	0.1096	25.28	1458	0.1440	33.22	1916	-
Sep.	1995	45.00	-	-	-	-	-	-	-	-	-	0.1096	25.28	1458	0.1440	33.22	1916	-
Aug.	1995	44.00	-	-	-	-	-	-	-	-	-	0.1076	24.82	1432	0.1415	32.65	1884	-
July	1995	46.00	-	-	-	-	-	-	-	-	-	0.1115	25.72	1484	0.1463	33.77	1948	-
June	1995	47.00	-	-	-	-	-	-	-	-	-	0.1133	26.14	1508	0.1486	34.30	1979	-
May	1995	48.00	-	-	-	-	-	-	-	-	-	0.1150	26.54	1531	0.1508	34.80	2008	-
Apr.	1995	47.00	-	-	-	-	-	-	-	-	-	0.1133	26.14	1508	0.1486	34.30	1979	-
Mar.	1995	46.00	-	-	-	-	-	-	-	-	-	0.1115	25.72	1484	0.1463	33.77	1948	-
Feb.	1995	47.00	-	-	-	-	-	-	-	-	-	0.1133	26.14	1508	0.1486	34.30	1979	-
Jan.	1995	50.00	-	-	-	-	-	-	-	-	-	0.1183	27.30	1575	0.1549	35.75	2062	-
Dec.	1994	56.00	-	-	-	-	-	-	-	-	-	0.1268	29.25	1687	0.1655	38.19	2203	-
Nov.	1994	57.00	-	-	-	-	-	-	-	-	-	0.1280	29.54	1704	0.1670	38.54	2223	-
Oct.	1994	57.00	-	-	-	-	-	-	-	-	-	0.1280	29.54	1704	0.1670	38.54	2223	-
Sep.	1994	60.00	-	-	-	-	-	-	-	-	-	0.1314	30.33	1750	0.1713	39.54	2281	-
Aug.	1994	63.00	-	-	-	-	-	-	-	-	-	0.1346	31.06	1792	0.1752	40.44	2333	-
July	1994	65.00	-	-	-	-	-	-	-	-	-	0.1365	31.50	1817	0.1777	41.00	2365	-
June	1994	66.00	-	-	-	-	-	-	-	-	-	0.1374	31.71	1829	0.1788	41.27	2381	-
May	1994	69.00	-	-	-	-	-	-	-	-	-	0.1400	32.31	1864	0.1821	42.01	2424	-
Apr.	1994	69.00	-	-	-	-	-	-	-	-	-	0.1400	32.31	1864	0.1821	42.01	2424	-
Mar.	1994	72.00	-	-	-	-	-	-	-	-	-	0.1424	32.86	1896	0.1850	42.70	2463	-
Feb.	1994	71.00	-	-	-	-	-	-	-	-	-	0.1416	32.68	1885	0.1841	42.48	2451	-
Jan.	1994	69.00	-	-	-	-	-	-	-	-	-	0.1400	32.31	1864	0.1821	42.01	2424	-
Dec.	1993	69.00	-	-	-	-	-	-	-	-	-	0.1400	32.31	1864	0.1821	42.01	2424	-
Nov.	1993	64.00	-	-	-	-	-	-	-	-	-	0.1356	31.28	1805	0.1765	40.73	2350	-
Oct.	1993	49.00	-	-	-	-	-	-	-	-	-	0.1167	26.93	1554	0.1529	35.29	2036	-
Sep.	1993	49.00	-	-	-	-	-	-	-	-	-	0.1167	26.93	1554	0.1529	35.29	2036	-
Aug.	1993	49.00	-	-	-	-	-	-	-	-	-	0.1167	26.93	1554	0.1529	35.29	2036	-
July	1993	49.00	-	-	-	-	-	-	-	-	-	0.1167	26.93	1554	0.1529	35.29	2036	-
June	1993	49.00	-	-	-	-	-	-	-	-	-	0.1167	26.93	1554	0.1529	35.29	2036	-
May	1993	49.00	-	-	-	-	-	-	-	-	-	0.1167	26.93	1554	0.1529	35.29	2036	-
Apr.	1993	49.00	-	-	-	-	-	-	-	-	-	0.1167	26.93	1554	0.1529	35.29	2036	-
Mar.	1993	49.00	-	-	-	-	-	-	-	-	-	0.1167	26.93	1554	0.1529	35.29	2036	-
Feb.	1993	46.00	-	-	-	-	-	-	-	-	-	0.1115	25.72	1484	0.1463	33.77	1948	-
Jan.	1993	46.00	-	-	-	-	-	-	-	-	-	0.1115	25.72	1484	0.1463	33.77	1948	-
Dec.	1992	46.00	-	-	-	-	-	-	-	-	-	0.1115	25.72	1484	0.1463	33.77	1948	-
Nov.	1992	46.00	-	-	-	-	-	-	-	-	-	0.1115	25.72	1484	0.1463	33.77	1948	-
Oct.	1992	46.00	-	-	-	-	-	-	-	-	-	0.1115	25.72	1484	0.1463	33.77	1948	-
Sep.	1992	49.00	-	-	-	-	-	-	-	-	-	0.1167	26.93	1554	0.1529	35.29	2036	-
Aug.	1992	49.00	-	-	-	-	-	-	-	-	-	0.1167	26.93	1554	0.1529	35.29	2036	-
July	1992	49.00	-	-	-	-	-	-	-	-	-	0.1167	26.93	1554	0.1529	35.29	2036	-
June	1992	49.00	-	-	-	-	-	-	-	-	-	0.1167	26.93	1554	0.1529	35.29	2036	-
May	1992	49.00	-	-	-	-	-	-	-	-	-	0.1167	26.93	1554	0.1529	35.29	2036	-
Apr.	1992	52.00	-	-	-	-	-	-	-	-	-	0.1213	28.00	1615	0.1587	36.63	2113	-
Mar.	1992	52.00	-	-	-	-	-	-	-	-	-	0.1213	28.00	1615	0.1587	36.63	2113	-
Feb.	1992	52.00	-	-	-	-	-	-	-	-	-	0.1213	28.00	1615	0.1587	36.63	2113	-
Jan.	1992	52.00	-	-	-	-	-	-	-	-	-	0.1213	28.00	1615	0.1587	36.63	2113	-



Monthly Natural Gas Royalty/Tax Factor History

Date		Provincial Average Gas Price			Fourth Tier Gas				Third Tier Gas			New Gas			Old Gas			Provincial Average Gas Price Formula
Month	Year	GP	PGP	PGP	C _g	D _g	K _g	X _g	C _g	K _g	X _g	C _g	K _g	X _g	C _g	K _g	X _g	
		(\$/1000 m ³)	(\$/1000 m ³)	(\$/1000 m ³)														
Dec.	1991	55.00	-	-	-	-	-	-	-	-	-	0.1255	28.95	1670	0.1639	37.82	2182	-
Nov.	1991	55.00	-	-	-	-	-	-	-	-	-	0.1255	28.95	1670	0.1639	37.82	2182	-
Oct.	1991	55.00	-	-	-	-	-	-	-	-	-	0.1255	28.95	1670	0.1639	37.82	2182	-
Sep.	1991	55.00	-	-	-	-	-	-	-	-	-	0.1255	28.95	1670	0.1639	37.82	2182	-
Aug.	1991	55.00	-	-	-	-	-	-	-	-	-	0.1255	28.95	1670	0.1639	37.82	2182	-
July	1991	55.00	-	-	-	-	-	-	-	-	-	0.1255	28.95	1670	0.1639	37.82	2182	-
June	1991	55.00	-	-	-	-	-	-	-	-	-	0.1255	28.95	1670	0.1639	37.82	2182	-
May	1991	55.00	-	-	-	-	-	-	-	-	-	0.1255	28.95	1670	0.1639	37.82	2182	-
Apr.	1991	55.00	-	-	-	-	-	-	-	-	-	0.1255	28.95	1670	0.1639	37.82	2182	-
Mar.	1991	55.00	-	-	-	-	-	-	-	-	-	0.1255	28.95	1670	0.1639	37.82	2182	-
Feb.	1991	55.00	-	-	-	-	-	-	-	-	-	0.1255	28.95	1670	0.1639	37.82	2182	-
Jan.	1991	55.00	-	-	-	-	-	-	-	-	-	0.1255	28.95	1670	0.1639	37.82	2182	-
Dec.	1990	55.00	-	-	-	-	-	-	-	-	-	0.1255	28.95	1670	0.1639	37.82	2182	-
Nov.	1990	55.00	-	-	-	-	-	-	-	-	-	0.1255	28.95	1670	0.1639	37.82	2182	-
Oct.	1990	55.00	-	-	-	-	-	-	-	-	-	0.1255	28.95	1670	0.1639	37.82	2182	-
Sep.	1990	55.00	-	-	-	-	-	-	-	-	-	0.1255	28.95	1670	0.1639	37.82	2182	-
Aug.	1990	55.00	-	-	-	-	-	-	-	-	-	0.1255	28.95	1670	0.1639	37.82	2182	-
July	1990	55.00	-	-	-	-	-	-	-	-	-	0.1255	28.95	1670	0.1639	37.82	2182	-
June	1990	55.00	-	-	-	-	-	-	-	-	-	0.1255	28.95	1670	0.1639	37.82	2182	-
May	1990	55.00	-	-	-	-	-	-	-	-	-	0.1255	28.95	1670	0.1639	37.82	2182	-
Apr.	1990	55.00	-	-	-	-	-	-	-	-	-	0.1255	28.95	1670	0.1639	37.82	2182	-
Mar.	1990	55.00	-	-	-	-	-	-	-	-	-	0.1255	28.95	1670	0.1639	37.82	2182	-
Feb.	1990	52.00	-	-	-	-	-	-	-	-	-	0.1213	28.00	1615	0.1587	36.63	2113	-
Jan.	1990	52.00	-	-	-	-	-	-	-	-	-	0.1213	28.00	1615	0.1587	36.63	2113	-
Dec.	1989	52.00	-	-	-	-	-	-	-	-	-	0.1213	28.00	1615	0.1587	36.63	2113	-
Nov.	1989	52.00	-	-	-	-	-	-	-	-	-	0.1213	28.00	1615	0.1587	36.63	2113	-
Oct.	1989	52.00	-	-	-	-	-	-	-	-	-	0.1213	28.00	1615	0.1587	36.63	2113	-
Sep.	1989	52.00	-	-	-	-	-	-	-	-	-	0.1213	28.00	1615	0.1587	36.63	2113	-
Aug.	1989	52.00	-	-	-	-	-	-	-	-	-	0.1213	28.00	1615	0.1587	36.63	2113	-
July	1989	52.00	-	-	-	-	-	-	-	-	-	0.1213	28.00	1615	0.1587	36.63	2113	-
June	1989	52.00	-	-	-	-	-	-	-	-	-	0.1213	28.00	1615	0.1587	36.63	2113	-
May	1989	52.00	-	-	-	-	-	-	-	-	-	0.1213	28.00	1615	0.1587	36.63	2113	-
Apr.	1989	52.00	-	-	-	-	-	-	-	-	-	0.1213	28.00	1615	0.1587	36.63	2113	-
Mar.	1989	52.00	-	-	-	-	-	-	-	-	-	0.1213	28.00	1615	0.1587	36.63	2113	-
Feb.	1989	52.00	-	-	-	-	-	-	-	-	-	0.1213	28.00	1615	0.1587	36.63	2113	-
Jan.	1989	52.00	-	-	-	-	-	-	-	-	-	0.1213	28.00	1615	0.1587	36.63	2113	-
Dec.	1988	52.00	-	-	-	-	-	-	-	-	-	0.1213	28.00	1615	0.1587	36.63	2113	-
Nov.	1988	52.00	-	-	-	-	-	-	-	-	-	0.1213	28.00	1615	0.1587	36.63	2113	-
Oct.	1988	66.00	-	-	-	-	-	-	-	-	-	0.1374	31.71	1829	0.1788	41.27	2381	-
Sep.	1988	66.00	-	-	-	-	-	-	-	-	-	0.1374	31.71	1829	0.1788	41.27	2381	-
Aug.	1988	66.00	-	-	-	-	-	-	-	-	-	0.1374	31.71	1829	0.1788	41.27	2381	-
July	1988	66.00	-	-	-	-	-	-	-	-	-	0.1374	31.71	1829	0.1788	41.27	2381	-
June	1988	66.00	-	-	-	-	-	-	-	-	-	0.1374	31.71	1829	0.1788	41.27	2381	-
May	1988	66.00	-	-	-	-	-	-	-	-	-	0.1374	31.71	1829	0.1788	41.27	2381	-
Apr.	1988	66.00	-	-	-	-	-	-	-	-	-	0.1374	31.71	1829	0.1788	41.27	2381	-
Mar.	1988	66.00	-	-	-	-	-	-	-	-	-	0.1374	31.71	1829	0.1788	41.27	2381	-
Feb.	1988	66.00	-	-	-	-	-	-	-	-	-	0.1374	31.71	1829	0.1788	41.27	2381	-
Jan.	1988	66.00	-	-	-	-	-	-	-	-	-	0.1374	31.71	1829	0.1788	41.27	2381	-
Dec.	1987	66.00	-	-	-	-	-	-	-	-	-	0.1374	31.71	1829	0.1788	41.27	2381	-
Nov.	1987	66.00	-	-	-	-	-	-	-	-	-	0.1374	31.71	1829	0.1788	41.27	2381	-
Oct.	1987	66.00	-	-	-	-	-	-	-	-	-	0.1374	31.71	1829	0.1788	41.27	2381	-



Monthly Natural Gas Royalty/Tax Factor History

Date		Provincial Average Gas Price			Fourth Tier Gas				Third Tier Gas			New Gas			Old Gas			Provincial Average Gas Price Formula
Month	Year	GP (\$/1000 m ³)	PGP (\$/1000 m ³)	PGP (\$/GJ)	C _g	D _g	K _g	X _g	C _g	K _g	X _g	C _g	K _g	X _g	C _g	K _g	X _g	
Sep.	1987	66.00	-	-	-	-	-	-	-	-	-	0.1374	31.71	1829	0.1788	41.27	2381	-
Aug.	1987	66.00	-	-	-	-	-	-	-	-	-	0.1374	31.71	1829	0.1788	41.27	2381	-
July	1987	66.00	-	-	-	-	-	-	-	-	-	0.1374	31.71	1829	0.1788	41.27	2381	-
June	1987	66.00	-	-	-	-	-	-	-	-	-	0.1374	31.71	1829	0.1788	41.27	2381	-
May	1987	66.00	-	-	-	-	-	-	-	-	-	0.1374	31.71	1829	0.1788	41.27	2381	-
Apr.	1987	66.00	-	-	-	-	-	-	-	-	-	0.1374	31.71	1829	0.1788	41.27	2381	-
Mar.	1987	66.00	-	-	-	-	-	-	-	-	-	0.1374	31.71	1829	0.1788	41.27	2381	-
Feb.	1987	66.00	-	-	-	-	-	-	-	-	-	0.1374	31.71	1829	0.1788	41.27	2381	-
Jan.	1987	66.00	-	-	-	-	-	-	-	-	-	0.1374	31.71	1829	0.1788	41.27	2381	-