

FIRE SAFETY ACTIVITY BOOK

Illustrated by
Morphie Flaterud





Message from the Fire Commissioner

Fire Safety is important in Saskatchewan. Every year the province has natural fires and those that are started by people. The more people who become fire safe the less fires we will have in Saskatchewan. Everyone can help spread this important message and be a local hero.

Our province is very unique. We are lucky to have lots of different types of nature like the prairies, the valleys, the forests and many lakes and rivers. We have farms, small towns and big cities.

With each of these special environments there are different fire safety tips and dangers to watch out for. Everyone needs to be aware of hazards at home, out and about in their community or while enjoying nature in our province.


The Saskatchewan Association of Fire Chiefs and the Saskatchewan Public Safety Agency have joined forces to create this fun fire safety activity book for kids and their families. A copy of this activity book has been provided to every school in the province for children in grades K to 5, that's over 80,000 kids!

Follow the adventures of Marshall, Flint and Bonnie as they hunt for fire safety tips and learn together. Enjoy this activity book and have a conversation about fire safety with your teachers, friends and family. Learn how to protect yourself and spot danger. Being prepared and knowing what to do can save the day. Be fire smart and fire safe.

Marlo Pritchard
Fire Commissioner of Saskatchewan

Character designs, Storyboarding, and Illustrations by:
Morphie Flaterud,
Swift Current, Saskatchewan
www.morphiesart.com







Gather your family and follow this checklist in your home and you can be safe:



- ☐ Check your smoke alarms monthly and change the batteries once a year.



- ☐ Draw a map of your house for your home escape plan




- ☐ Practice your home escape plan. Make sure you have two ways out of every room and have a meeting spot outside.




List the local emergency numbers.



9-1-1

- ☐ Minimize the potential fire hazards in your home






Help the critters find the first geocaching clue!





**Make sure you check to see if there
is a fire ban in your area before
making a campfire!**



STOP!




DROP!



ROLL!





To extinguish a fire, you could use:

- a.) Water
- b.) Sand
- c.) Dirt
- e.) All of the above



Answer: e.) all of the above!




Draw your local Firehall!












Draw the grand prize!

Thank you for coming on this trip with us!
Here are some Fire Safety tips to remember:



I want to say thank you and congratulations on the first ever provincial Fire Prevention Activity Book created right here in Saskatchewan.

This is made possible through the formation of a public education partnership with the Saskatchewan Public Safety Agency to develop education material for many years to come.

Together we can help teach our children about fire prevention and help reduce the number of fires we have in our homes, reducing injuries in our communities.

Maintaining safety and reducing hazards associated with fires requires both Fire Protection (e.g. smoke alarms) and Prevention (teaching children steps they can take to prevent a fire from occurring.)

There are an average of 24,000 house fires a year in Canada. Teaching our children to understand why you need both fire protection and fire prevention can reduce hazards and maintain safety!

Mike Kwasnica

President Saskatchewan Association of Fire Chiefs



