

Saskatchewan Post-Secondary Education Indicators



Enrolments 2019-20

Saskatchewan Post-Secondary Education Indicators: Enrolments 2019-20

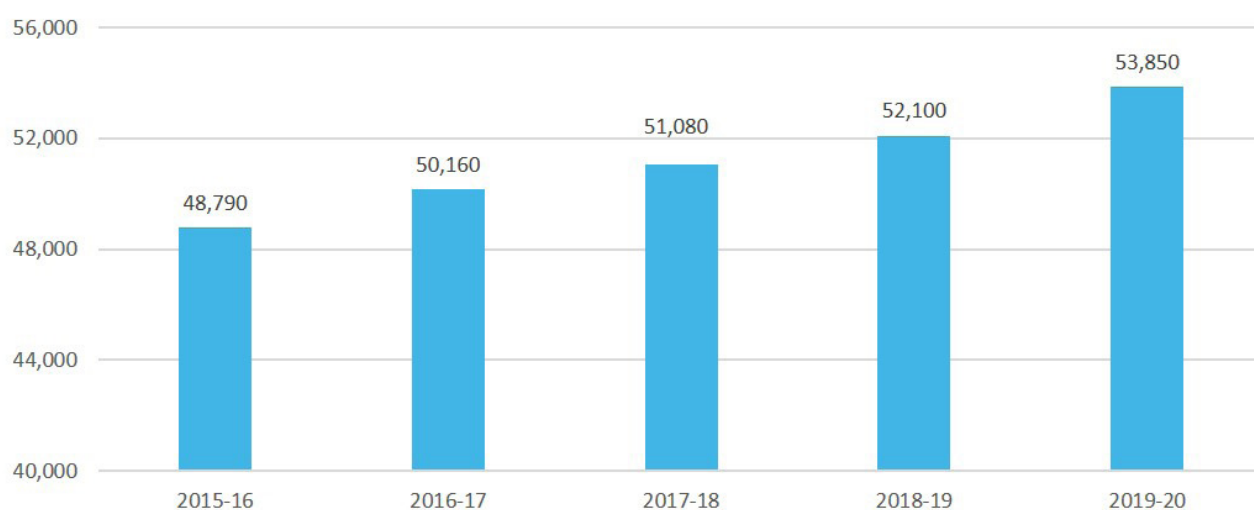
Since 2016, Saskatchewan's post-secondary institutions and the Ministry of Advanced Education have been working together to develop and implement the Post-Secondary Education Indicators Project to collect, analyze and report sector-wide post-secondary data. This report focuses on the numbers and demographic details of students enrolled in post-secondary education over the past five years, up to the most recently completed academic year, 2019-20.

The project is led by the province's four public credential-granting institutions – Saskatchewan Indian Institute of Technologies (SIIT), Saskatchewan Polytechnic, University of Regina, and University of Saskatchewan. Reports from the project cover all students enrolled in credentialed programming (i.e. degree, diploma or certificate programs) through the province's public post-secondary institutions. While the majority of students take their classes on the main campuses of these four institutions, this data also includes students taking SIIT, Saskatchewan Polytechnic or university programming offered at Saskatchewan's federated and regional colleges, and at Dumont Technical Institute.

Total Enrolments

In the 2019-20 academic year, there were 53,850¹ students enrolled in credentialed post-secondary programs through Saskatchewan's public institutions, a three per cent increase over the previous year. The total number of post-secondary students has been growing steadily over the past five years, with the annual headcount² increasing by 10 per cent between 2015-16 and 2019-20.

Figure 1: Total annual enrolments, 2015-16 to 2019-20

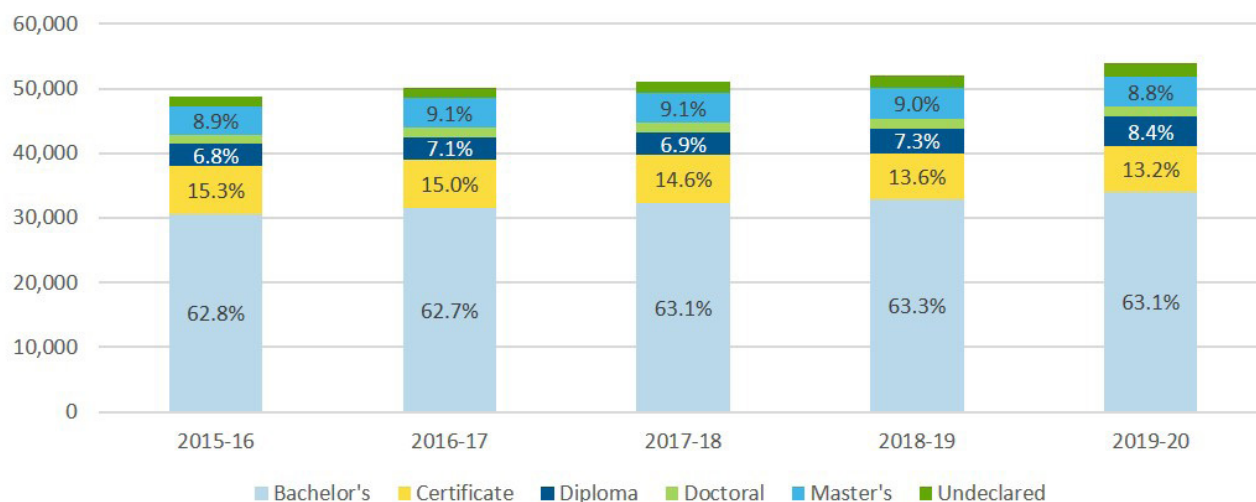


1 All numbers are rounded to the nearest 10.

2 The annual headcount is the number of distinct students enrolled in an academic year in instructional activity that counts as credit towards an approved credential.

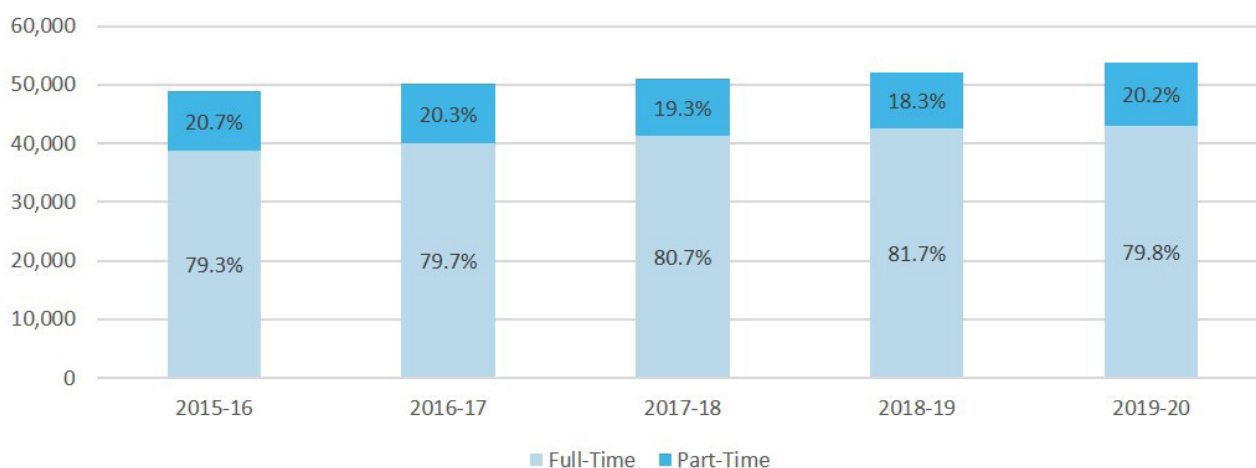
The majority of these students are enrolled in bachelor's degree programs (nearly two-thirds), followed by certificate programs, master's degrees, diploma programs, and doctoral degrees. While the overall numbers have grown, this breakdown has not changed significantly over the past five years. As a percentage of all students, enrolments in certificate programs have decreased slightly over this period, enrolments in diploma programs have increased at nearly the same rate, and other credential types have remained largely unchanged³.

Figure 2: Total annual enrolments by credential type, 2015-16 to 2019-20



In 2019-20, nearly 80 per cent of Saskatchewan students were enrolled as full-time students. This percentage had been increasing since 2015-16 but dropped due to an influx of part-time students in 2019-20.

Figure 3: Total annual enrolments by registration type, 2015-16 to 2019-20

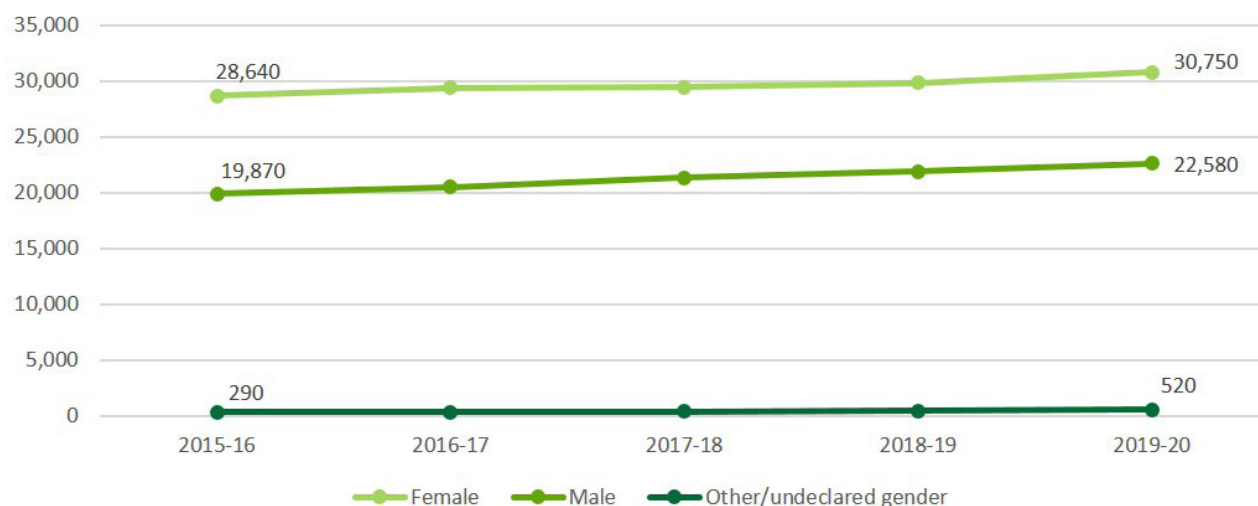


³ Undeclared students are those who are registered in one or more credit courses at a university, but have not yet declared their intended degree, diploma or certificate program at the institution.

Gender

There are significantly more females than males enrolled in post-secondary education in Saskatchewan. However, over the past five years, the number of male students in the sector has increased more rapidly (14 per cent growth) than the number of female students (seven per cent growth). The number of students who did not self-identify as either male or female has increased significantly over this same five-year period, by 79 per cent since 2015-16.

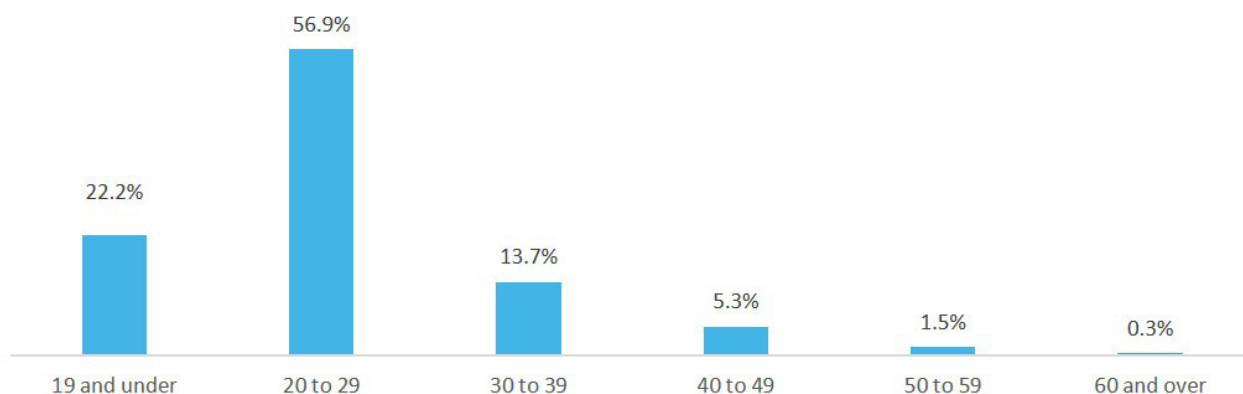
Figure 4: Total annual enrolments by gender, 2015-16 to 2019-20



Age

In 2019-20, the majority of Saskatchewan post-secondary students were in their 20s, followed by those under 20 and those in their 30s.

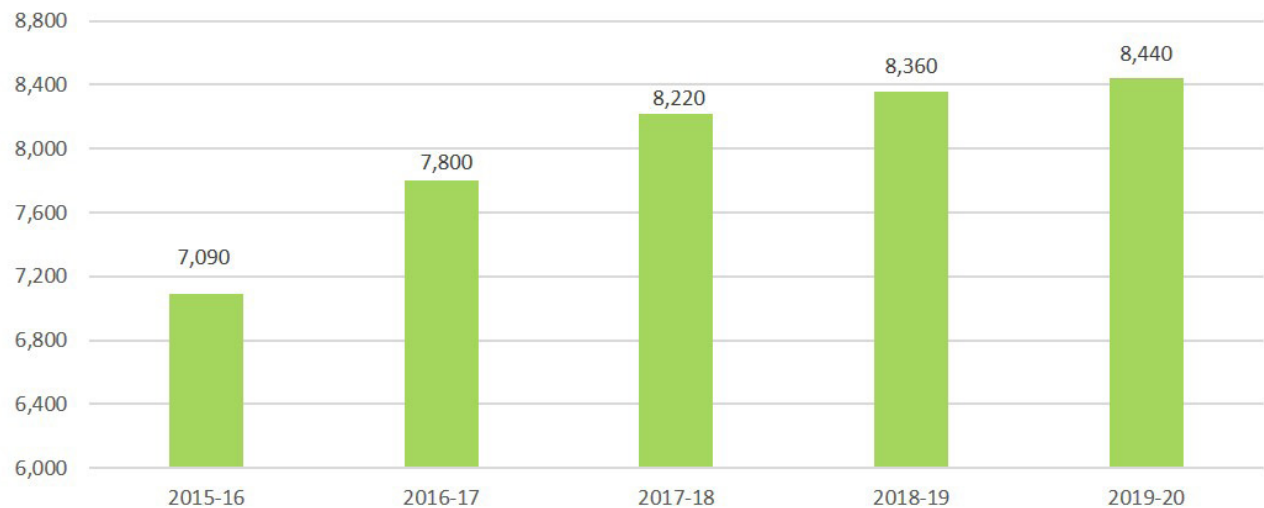
Figure 5: Total annual enrolments by age group, 2019-20



Indigenous Students

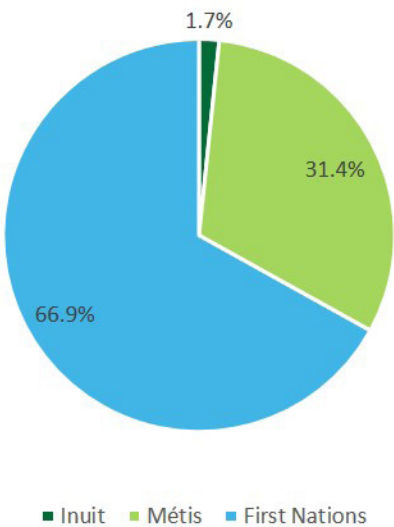
In 2019-20 there were 8,440 students enrolled in credentialed programs at Saskatchewan’s public post-secondary institutions who self-declared as First Nations, Métis or Inuit, representing nearly 16 per cent of the Saskatchewan student body. Between 2015-16 and 2019-20 Saskatchewan has experienced a 19 per cent increase in the number of Indigenous students enrolled at public post-secondary institutions.

Figure 6: Indigenous student enrolments, 2015-16 to 2019-20



In 2019-20, two-thirds of Indigenous students were First Nations and nearly one-third were Métis. A small percentage of Saskatchewan Indigenous students are Inuit, many of whom take university programs offered in Canada’s far north.

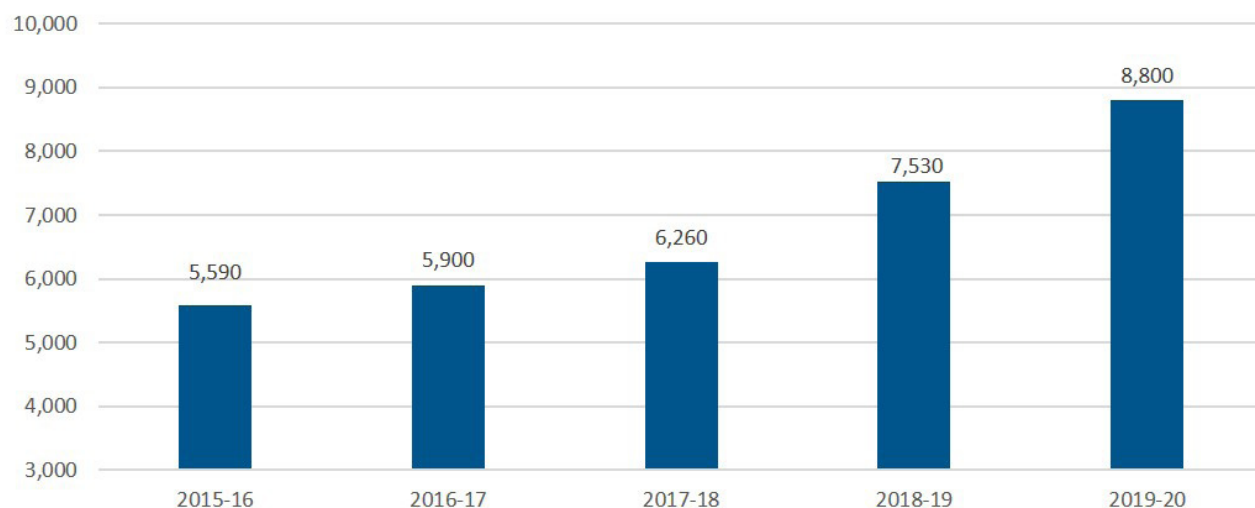
Figure 7: Indigenous Students, 2019-20



International Students

Between 2018-19 and 2019-20 the number of international students at Saskatchewan's institutions grew by 1,270 students, a 17 per cent annual increase. While this annual increase is exceptionally high, enrolments of international students in Saskatchewan have grown significantly over the past five years, by 3,210 students or 57 per cent since the 2015-16 academic year.

Figure 8: International student enrolments, 2015-16 to 2019-20

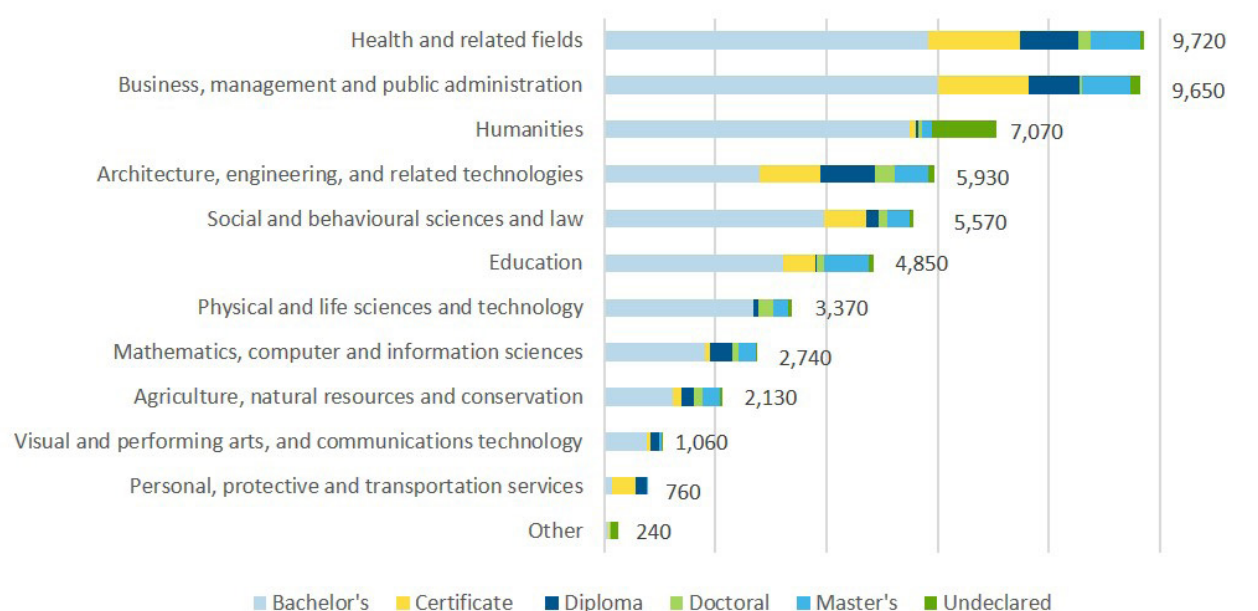


Areas of Study

In 2019-20, the most popular areas of study for Saskatchewan post-secondary students were those of Health and Related Fields; Business, Management and Public Administration; and, Humanities. Together these three groups comprise half of all enrolments⁴. By area of study and credential type, the largest groups of students are in bachelor's degree programs in Business, Management and Public Administration (6,000 students); Health and Related Fields (5,840); and, Humanities (5,490).

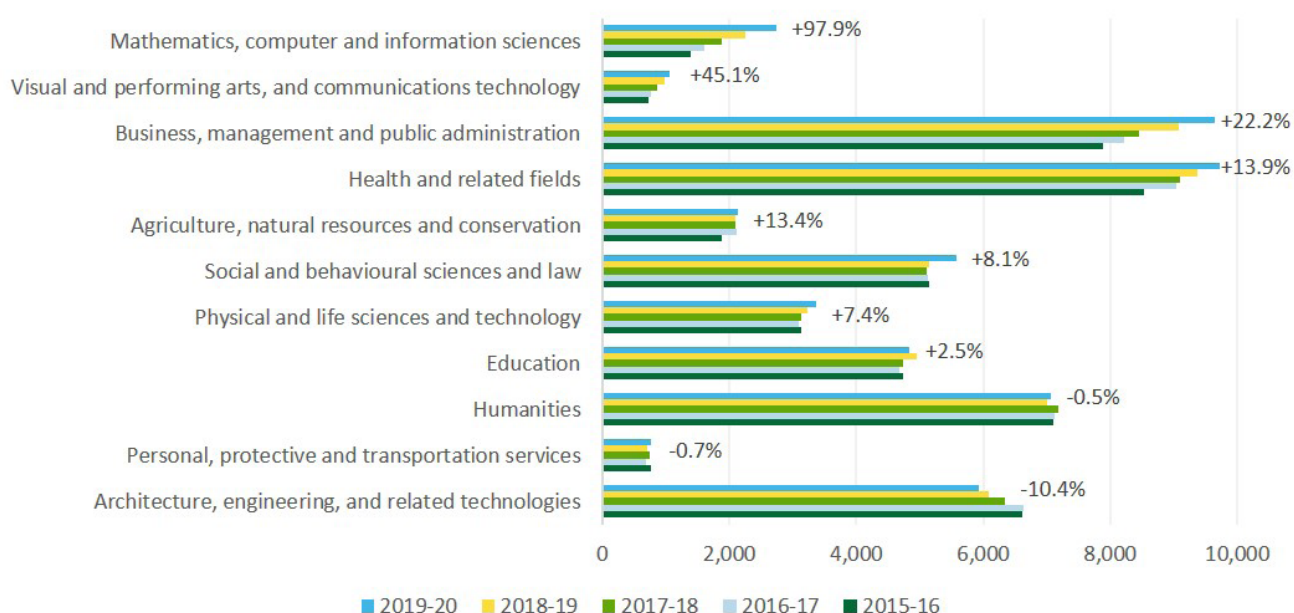
⁴ Area of study categories are derived from Statistics Canada's Classification of Instructional Programs (CIP Canada 2016) – Primary groupings. Data for this section includes students enrolled in credentialed programs at Saskatchewan Polytechnic, University of Regina and University of Saskatchewan.

Figure 9: Total annual enrolments by primary grouping and credential type, 2019-20



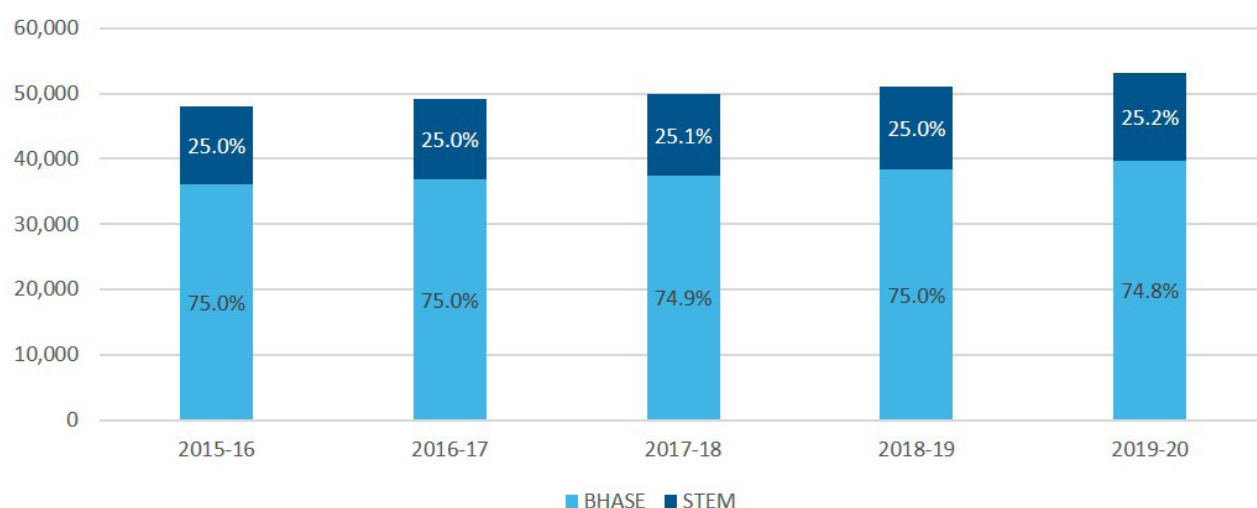
Over the past five years, the fastest growing areas of study in Saskatchewan have been those of Mathematics, Computer and Information Sciences; Visual and Performing Arts; and, Business, Management and Public Administration. Over that period, three areas have seen decreasing enrolments. These are Architecture, Engineering and Related Technologies; Personal, Protective and Transportation Services; and, Humanities.

Figure 10: Total annual enrolments by primary grouping, 2015-16 to 2019-20



In 2019-20, over one-quarter of students were enrolled in programs in the STEM fields of Science, Technology, Engineering, and Mathematics and Computer Sciences, with the remainder enrolled in the BHASE fields of Business, Humanities, Health, Arts, Social Science, and Education. The composition of total enrolments in Saskatchewan by STEM and BHASE fields has remained virtually unchanged between 2015-16 and 2019-20.

Figure 11: Enrolments by STEM and BHASE fields, 2015-16 to 2019-20

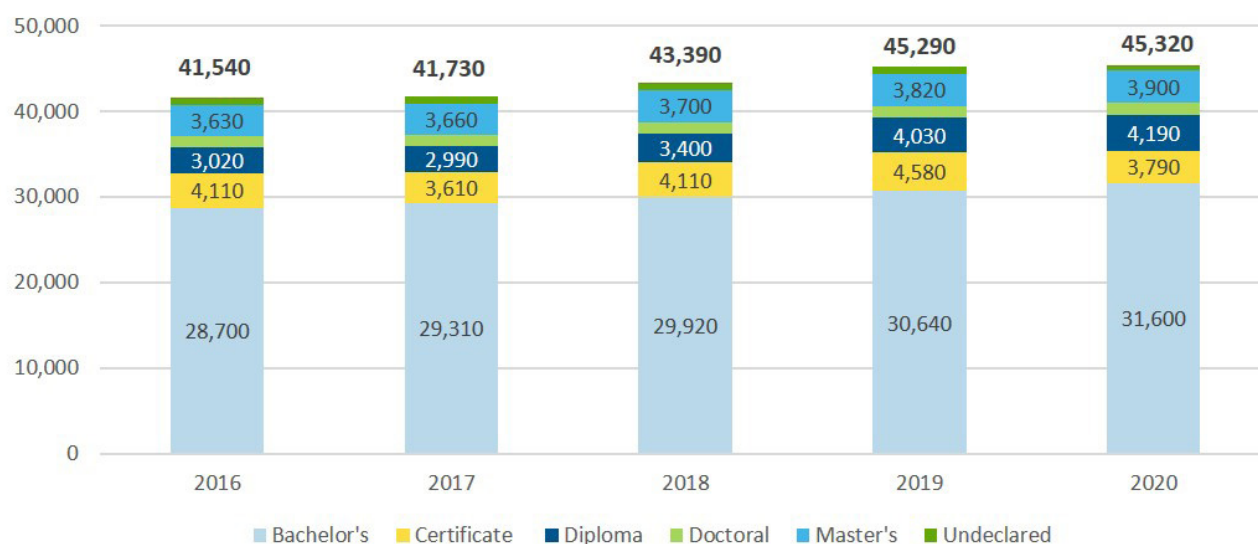


Fall 2020 Enrolments

Reports by the Saskatchewan Post-secondary Indicators Project focus primarily on annual headcounts, which account for all students in credentialed post-secondary education in an academic year, the most recent being 2019-20. The project also collects enrolment data for each Fall semester, which provides an early indicator of enrolment trends at the beginning of a current academic year. This data is particularly important in 2020 due to the impact of COVID-19 on post-secondary education and its potential impact on enrolments in the current 2020-21 academic year.

In Fall 2020, there were 45,320 students enrolled in credentialed programming at Saskatchewan's public post-secondary institutions, virtually unchanged from Fall 2019 and nine per cent higher than in 2016. Compared to last year, enrolments have increased at all levels of study except for certificate programs which decreased significantly by 17 per cent, and also for students with an undeclared credential type, which decreased by 46 per cent.

Figure 12: Fall semester enrolments by credential type, 2016-2020



Additionally, fall semester enrolments have decreased for both Indigenous students and International students, by two per cent and four per cent respectively, between 2019 and 2020.

Figure 13: Fall semester enrolments by student group, 2016-2020



The Ministry of Advanced Education and post-secondary institutions will continue to closely monitor enrolment trends for the duration of the COVID-19 health crisis. The next Indicators Project report will focus on credentials awarded (degrees, diplomas, certificates) and will be released in Spring 2021.

Saskatchewan Post-Secondary Education Indicators Project - Annual Enrolment Data

	2015/16	2016/17	2017/18	2018/19	2019/20
Total Annual Enrolment	48,790	50,160	51,080	52,100	53,850
Female	28,640	29,360	29,400	29,790	30,750
Male	19,870	20,480	21,320	21,870	22,580
Indigenous	7,090	7,800	8,220	8,360	8,440
First Nations	4,810	5,290	5,630	5,670	5,650
Métis	2,150	2,380	2,450	2,540	2,650
International	5,590	5,900	6,260	7,530	8,800
Bachelor's	30,630	31,470	32,210	32,960	34,000
Certificate	7,460	7,510	7,470	7,060	7,120
Diploma	3,340	3,540	3,550	3,820	4,500
Doctoral	1,420	1,480	1,500	1,550	1,550
Master's	4,350	4,550	4,630	4,690	4,730
Undeclared	1,580	1,600	1,720	2,010	1,950
Full-time	38,710	40,000	41,220	42,560	42,990
Part-time	10,100	10,170	9,870	9,560	10,870

Saskatchewan Post-Secondary Education Indicators

Enrolments 2019-20

Follow us!

 facebook.com/SaskatchewanStudents

 [@SkStudents](https://twitter.com/SkStudents)

 [@SkStudents](https://www.instagram.com/SkStudents)

saskatchewan.ca