

# Ministry of Health

## Drug Plan and Extended Benefits Branch



## Annual Report for 2019-20



# Contents

## **Drug Plan and Extended Benefits Branch**

MISSION STATEMENT.....	4
------------------------	---

## **Drug Plan**

Highlights for 2019-20 .....	6
Program Objectives.....	7
Supporting Information.....	7

## **Supplementary Health and Family Health Benefits**

Program Objective .....	23
Highlights for 2019-20 .....	23
Supporting Information.....	23

## **Saskatchewan Aids to Independent Living (SAIL)**

Program Objective .....	27
Highlights for 2019-20 .....	27
Supporting Information.....	28

# Tables

Table 1	Types of Drug Plan Coverage .....	8
Table 2	Total Beneficiary and Drug Plan Payments.....	13
Table 3	Distribution of Prescription Drug Plan Costs .....	14
Table 4	Prescription Drug Utilization Trend by Age of Discrete Beneficiary.....	15
Table 5	Prescription Cost to Families.....	16
Table 6	Supplementary Health and Family Health Benefits Payments.....	23
Table 7	Historical Costs of Supplementary Health and Family Health Benefits Payments.....	24
Table 8	Caseloads and SAIL Payments .....	28
Table 9	Units of Equipment Issued.....	31

# Charts

Chart 1	Prescription Cost to Families as a % of Total Approved Prescription Cost.....	17
Chart 2	Supplementary Health and Family Health Benefits Payments by Program Area.....	26
Chart 3	SAIL Payments by Program Area.....	32

# Appendices

Appendix 1	Drug Plan History .....	33
Appendix 2	History of Deductibles .....	37
Appendix 3	Pharmacy Claims Processing .....	38
Appendix 4	Supplementary Health and Family Health Benefits Program History.....	39
Appendix 5	Saskatchewan Aids to Independent Living (SAIL) Program History.....	40

# Drug Plan and Extended Benefits Branch

## MISSION STATEMENT

Drug Plan and Extended Benefits Branch promotes citizen-centred service through the provision of drug plan and extended health benefits to eligible residents by:

- promoting rational and appropriate use of drug therapies and extended benefits;
- ensuring the long term viability of benefits provided by pursuing better value strategies such as low cost alternative policies, product listing agreements and generic drug pricing strategies; and,
- providing quality and timely information to the public and various stakeholders regarding policies, benefit assessment and program utilization.

In 2019-20, the Drug Plan and Extended Health Benefits supported the Ministry's key strategic focus areas by pursuing the following activities:

### Better Value

- Saskatchewan has benefited from the pan-Canadian Pharmaceutical Alliance (pCPA) approach to pharmaceutical collaboration for both brand and generic drugs. As of March 31, 2019, these collaborative efforts between participating public drug plans across Canada for brand name and generic drugs have resulted in lower drug costs and an estimated \$2.26 billion in combined savings annually.
- Achieved savings in the cost of metabolic formulas and low protein foods by working with Alberta and British Columbia to leverage the New West Partnership Trade Agreement.

### Better Care

- Engaged the SAIL Advisory Committee with representatives from across Saskatchewan with professional medical expertise in a variety of areas. The Committee provides advice on the SAIL's Paraplegia, Special Needs Equipment and Orthotics and Prosthetics Programs.
- Increased the Paraplegia Program home access grant, rendering outdoor patient lifts, ceiling tracks, and outdoor wheelchair ramps more affordable.
- Expanded the Influenza Immunization Program to include publicly funded influenza vaccine administration to children between five and eight years of age, and off-site administration during home visits and in congregate living settings such as private seniors' apartment buildings, personal care homes, Approved Private Service Homes, assisted living facilities and group homes.
- Expanded the Minor Ailment Program to include the following minor ailments and self-care conditions: uncomplicated urinary tract infections in women; hormonal contraceptives; emergency contraception; conjunctivitis; shingles; onychomycosis; influenza; obesity; and erectile dysfunction.

# Drug Plan and Extended Benefits Branch

- Introduced the Injection Administration Program to improve patient access to timely and convenient administration of medroxyprogesterone, a long acting injectable hormonal contraceptive medication.

## **Better Teams**

- Ongoing engagement in evidence-based national drug initiatives including the Common Drug Review and the pan-Canadian Pharmaceutical Alliance.

# Drug Plan

## Highlights for 2019-20

- **Drug claims processed for Formulary and Exception Drug Status drugs:**
  - ♦ processed 14.4 million prescriptions from April 1, 2019 to March 31, 2020
  - ♦ provided benefits in the amount of \$406.2 million
  - ♦ total average cost per prescription was \$47.33 (includes drug acquisition, mark-up, dispensing fee and compounding fee)
- 63.5% of beneficiaries that purchased a prescription received a benefit from one of the Drug Plan programs.
- **The Seniors' Drug Plan:**
  - ♦ 93,498 seniors (78,593 families) received benefits in the amount of \$75.8 million
  - ♦ assisted, on average with 78.2% of the total prescription costs
- **The Special Support Program:**
  - ♦ 90,664 individuals (63,276 families) received benefits in the amount of \$186.9 million
  - ♦ assisted, on average with 76.8% of the total prescription costs
- **The Children's Drug Plan:**
  - ♦ 53,242 children (42,862 families) received benefits in the amount of \$10.2 million
  - ♦ assisted, on average with 72.6% of the total prescription costs
- **The Supplementary Health (Social Assistance) Program:**
  - ♦ 49,276 individuals (44,050 families) received benefits in the amount of \$67.6 million
  - ♦ assisted on average with 98.9% of the total prescription costs
- **Palliative Care Program:**
  - ♦ terminally ill patients covered under the Palliative Care Program received 175,051 prescriptions at no charge
  - ♦ the Drug Plan payment for Palliative Care totalled \$7.6 million

# Drug Plan

## Program Objectives

### **Objective 1 – Provide coverage to Saskatchewan residents for quality pharmaceutical products of proven therapeutic effectiveness**

- The Drug Plan establishes the Saskatchewan Formulary which is therapeutically effective drugs of proven high quality that have been approved for coverage under the Drug Plan. The process for review and approval of Formulary Drugs can be found on the Formulary website <http://formulary.drugplan.ehealthsask.ca>
- At March 31, 2020, there were 5,180 Drug Identification Numbers (DINs)<sup>1</sup> listed on the Saskatchewan Formulary.
  - 3,732 were Formulary DINs; and,
  - 1,448 were Exception Drug Status (EDS) DINs (see page 18 for a description of EDS).

### **Objective 2 – Reduce the direct cost of prescription drugs for Saskatchewan residents**

- The Drug Plan provides a number of coverage programs based on financial need, medical condition and other criteria.
- The coverage programs specifically target the children, seniors and those households with high drug costs relative to their incomes. Programs also recognize the high drug costs associated with certain diseases and conditions.
- In 2019-20, the Drug Plan paid 59.5% of the \$683.1 million eligible drug costs. The programs are detailed in the following pages.

<sup>1</sup>A DIN is a computer-generated eight digit number assigned by Health Canada to a drug product prior to being marketed in Canada. It uniquely identifies all drug products sold in a dosage form in Canada and is located on the label of prescription and over-the-counter drug products that have been evaluated and authorized for sale in Canada.

# Drug Plan

## Supporting Information

Table 1 Types of Drug Plan

### Coverage

April 2019 - March 2020								
	2012-13	2013-14	2014-15	2015-16	2016-17	2017-18	2018-19	2019-20
<b>Supplementary Health Benefits</b>								
Actual Beneficiaries	44,970	43,698	44,751	47,389	50,721	51,658	52,304	49,276
Total Drug Benefits Paid - Gov't	\$41,312,427.2	\$42,663,409.8	\$45,538,108.1	\$50,955,150.3	\$55,828,021.5	\$65,979,678.0	\$67,569,955.0	\$67,627,526.3
Total Drug Benefits Paid (Millions)	\$41.3	\$42.7	\$45.5	\$51.0	\$55.8	\$66.0	\$67.6	\$67.6
Number of Prescriptions	910,347	904,228	958,348	1,017,763	1,081,164	1,115,746	1,130,665	1,155,631
<b>Special Beneficiaries</b>								
Actual Beneficiaries	5,439	5,488	7,046	10,820	12,273	9,724	10,618	11,703
Total Drug Benefits Paid - Gov't	\$18,888,542.8	\$19,995,930.3	\$20,254,797.8	\$20,923,830.4	\$21,588,017.3	\$21,119,625.0	\$32,321,751.0	\$35,224,443.9
Total Drug Benefits Paid (Millions)	\$18.9	\$20.0	\$20.3	\$20.9	\$21.6	\$21.1	\$32.3	\$35.2
Number of Prescriptions	161,862	167,025	173,602	180,818	186,159	183,437	210,547	220,523
<b>Palliative Care</b>								
Actual Beneficiaries	3,183	3,335	3,437	3,503	3,650	3,858	4,015	4,159
Total Drug Benefits Paid - Gov't	\$5,654,799.1	\$6,398,018.3	\$6,781,537.6	\$6,986,818.2	\$7,132,677.2	\$7,272,241.0	\$7,146,498.5	\$7,601,777.9
Total Drug Benefits Paid (Millions)	\$5.7	\$6.4	\$6.8	\$7.0	\$7.1	\$7.3	\$7.1	\$7.6
Number of Prescriptions	116,598	126,624	132,801	136,515	144,782	153,930	160,954	175,051
<b>Special Support</b>								
Actual Beneficiaries	97,013	92,896	93,970	93,084	91,707	90,480	90,695	90,664
Total Drug Benefits Paid - Gov't	\$124,951,543.3	\$127,412,346.7	\$135,841,374.1	\$149,024,997.6	\$154,221,976.2	\$165,398,651.0	\$176,724,833.0	\$186,974,636.6
Total Drug Benefits Paid (Millions)	\$125.0	\$127.4	\$135.8	\$149.0	\$154.2	\$165.4	\$176.7	\$187.0
Number of Prescriptions	3,650,423	3,491,895	3,606,823	3,610,317	3,665,042	3,639,311	3,682,584	3,677,409
<b>Income Supplement</b>								
Actual Beneficiaries	16,551	17,172	16,261	17,711	19,548	20,249	19,600	20,905
Total Drug Benefits Paid - Gov't	\$4,834,912.1	\$4,876,869.9	\$4,689,833.7	\$4,860,828.6	\$5,405,426.1	\$5,469,964.0	\$4,846,174.0	\$5,175,092.3
Total Drug Benefits Paid (Millions)	\$4.8	\$4.9	\$4.7	\$4.9	\$5.4	\$5.5	\$4.8	\$5.2
Number of Prescriptions	391,121	405,084	388,803	421,040	496,281	521,066	534,486	574,604
<b>Family Health Benefits</b>								
Actual Beneficiaries	22,766	22,034	21,086	19,969	19,807	19,676	18,914	17,418
Total Drug Benefits Paid - Gov't	\$3,815,924.6	\$3,694,379.2	\$3,664,616.2	\$3,494,500.8	\$3,588,085.2	\$3,795,184.8	\$3,848,616.0	\$3,874,234.0
Total Drug Benefits Paid (Millions)	\$3.8	\$3.7	\$3.7	\$3.5	\$3.6	\$3.8	\$3.8	\$3.9
Number of Prescriptions	139,019	134,616	130,322	124,770	124,349	126,066	125,838	120,395
<b>Emergency Assistance</b>								
Actual Beneficiaries	275	307	315	406	387	410	293	267
Total Drug Benefits Paid - Gov't	\$113,127	\$121,262	\$153,991	\$152,845	\$194,726	\$174,656	\$84,636	\$94,352
Total Drug Benefits Paid (Millions)	\$0.1	\$0.1	\$0.2	\$0.2	\$0.2	\$0.2	\$0.1	\$0.1
Number of Prescriptions	870	992	1,113	1,299	1,108	1,183	1,011	933
<b>Seniors' Drug Plan</b>								
Actual Beneficiaries	117,254	118,786	120,514	119,707	108,054	99,271	95,223	93,498
Total Drug Benefits Paid - Gov't	\$68,356,115.4	\$73,735,160.3	\$75,886,752.5	\$73,814,405.5	\$64,921,861.3	\$67,964,931.0	\$70,072,386.0	\$75,845,279.2
Total Drug Benefits Paid (Millions)	\$68.4	\$73.7	\$75.9	\$73.8	\$64.9	\$68.0	\$70.1	\$75.8
Number of Prescriptions	1,764,104	1,810,372	1,829,618	1,724,737	1,153,612	985,031	842,261	847,012
<b>Children's Drug Plan</b>								
Actual Beneficiaries	54,035	61,331	66,618	68,892	56,622	52,125	52,008	53,242
Total Drug Benefits Paid - Gov't	\$5,532,446.8	\$6,214,758.3	\$6,913,493.5	\$7,662,545.1	\$7,502,247.0	\$8,106,993.4	\$8,503,652.0	\$10,241,190.7
Total Drug Benefits Paid (Millions)	\$5.5	\$6.2	\$6.9	\$7.7	\$7.5	\$8.1	\$8.5	\$10.2
Number of Prescriptions	149,865	172,289	190,152	198,472	157,833	146,851	143,974	154,492
<b>Other <sup>1</sup></b>								
Actual Beneficiaries <sup>2</sup>	119,011	147,363	162,294	212,157	247,156	279,230	322,102	361,798
Total Drug Benefits Paid - Gov't	\$5,123,234.8	\$6,484,051.0	\$7,249,467.6	\$8,980,970.9	\$9,588,707.3	\$10,691,997.0	\$11,402,444.0	\$13,621,389.7
Total Drug Benefits Paid (Millions)	\$5.1	\$6.5	\$7.2	\$9.0	\$9.6	\$10.7	\$11.4	\$13.6
Number of Prescriptions	4,610,253	5,046,745	5,238,235	5,660,518	6,337,665	6,703,481	7,064,299	7,507,776

Actual Beneficiaries are the number of total beneficiaries who received part or all of their drug cost paid by the Drug Plan.

Note: Beneficiaries may appear in more than one category if they had prescriptions paid under more than one coverage.

<sup>1</sup> Includes Special Fees, Standard Beneficiaries and Special Support (100% co-pay).

<sup>2</sup> Number of Actual Beneficiaries are increasing due to expanded prescribing authority for Saskatchewan Pharmacists (see page 20), and the commencement of community pharmacist participation in the provincial seasonal influenza immunization program in 2015-16.



# Drug Plan

## Types of Drug Plan Coverage

### 1. *Supplementary Health (Social Assistance) Program*

Residents eligible to receive benefits through the Supplementary Health Program are entitled to Drug Plan benefits at a reduced charge, or at no charge depending on their level of coverage. Deductibles are waived for these beneficiaries.

#### a. *Plan One*

Plan One beneficiaries 18 years or older are entitled to receive insulin, oral hypoglycemics, injectable vitamin B12, allergenic extracts, oral contraceptives and some products used in megavitamin therapy at no charge. These beneficiaries pay a reduced charge, to a maximum of \$2.00, for all Formulary and approved Exception Drug Status drugs.

Dependents under 18 years of age are entitled to receive the above benefits at no charge.

#### b. *Plan Two*

Beneficiaries receiving Plan Two coverage are entitled to receive the same benefits as Plan One patients, but at no charge.

Plan One beneficiaries requiring several Formulary drugs on a regular basis can be considered for “Plan Two” drug coverage. Plan Two drug coverage may be initiated by contacting the Drug Plan. The request can be made by the patient or a health professional (e.g. physician, social worker).

#### c. *Plan Three*

Plan Three beneficiaries are entitled to receive all Formulary drugs at no charge.

Plan Three beneficiaries are residents receiving supplementary assistance who live in Special-Care homes licensed under *The Housing and Special-Care Homes Act*, Approved Homes licensed under *The Mental Health Act*, wards of the province and inmates of provincial correctional institutions.

### 2. *Special Beneficiaries*

Special Beneficiaries include persons approved for coverage under the Paraplegic Program, Cystic Fibrosis Program, Chronic End-Stage Renal Disease Program, and users of certain no-charge high-cost drugs, depending on their coverage. These beneficiaries may be entitled to receive certain prescribed over-the-counter drugs, Exception Drug Status drugs, or all prescribed Formulary drugs at no charge under the Drug Plan.

### 3. *Palliative Care*

Persons in late stages of terminal illness are entitled to receive at no cost:

- regular Formulary drugs;
- Exception Drug Status drugs where prior approval has been granted;

# Drug Plan

- some commonly prescribed laxatives and select other medications required for end of life care.

## **4. Special Support**

The Special Support Program helps those families whose drug costs are high in relation to their income. If the annual drug costs exceed 3.4% of the family adjusted income (income after adjusting for the number of dependents), the family is eligible for Special Support benefits. Residents must apply for the Special Support Program, as the Drug Plan does not have access to the required income information. If a family is eligible for Special Support, the family and the Drug Plan share the prescription cost. The family co-payment is calculated using drug costs and adjusted family income.

## **5. Income Supplement**

Single seniors and senior families receiving the Seniors Income Plan (SIP) or receiving the federal Guaranteed Income Supplement (GIS) and residing in a nursing home have a \$200 annual deductible with a 35% co-payment thereafter. Other single seniors and senior families receiving GIS have a \$400 annual deductible with a 35% co-payment thereafter. Seniors are encouraged to apply for Special Support or the Seniors' Drug Plan to see if they qualify for enhanced coverage.

## **6. Family Health Benefits**

Families are eligible for the Family Health Benefits Program if they meet the standards of an income test administered by the Canada Revenue Agency, or are in receipt of benefits from Saskatchewan Employment Supplement (SES) or the Saskatchewan Rental Housing Supplement (SRHS).

Comprehensive Supplementary Health Benefits are available to children under the age of 18 who qualify (dental, optical, Formulary drugs, medical supplies and appliances and ambulance services).

Partial benefits are available for adults in qualifying families (eye examinations and \$100 semi-annual family Drug Plan deductible with a 35% consumer co-payment thereafter).

## **7. Emergency Assistance**

Residents requiring immediate treatment with benefit prescription drugs who are unable to pay their share of the cost, may access a one-time emergency assistance. The level of assistance provided will be in accordance with their ability to pay. They are then required to submit a completed "special support application" to the Drug Plan in order to receive future assistance.

Emergency assistance may only be requested by a pharmacist on the resident's behalf.

# Drug Plan

## **8. Seniors' Drug Plan**

Under the Seniors' Drug Plan, eligible seniors 65 years and older pay up to \$25 per prescription (increased from \$20 on June 1, 2016) for drugs listed on the Saskatchewan Formulary and those approved under Exception Drug Status. Residents must apply for coverage under this program.

Eligible seniors already receiving other Drug Plan coverage that provides prescriptions at less than the maximum will continue to pay the lower amount.

## **9. Children's Drug Plan**

The Children's Drug Plan is available to all Saskatchewan children 14 and under. The Children's Drug Plan will ensure families pay only \$25 per prescription for eligible children (increased from \$20 on June 1, 2016) for drugs listed on the Saskatchewan Formulary and those approved under Exception Drug Status. No application is required for the Children's Drug Plan, as children 14 and under are automatically eligible for coverage.

Children already receiving other Drug Plan coverage that provides prescriptions for less than the maximum will continue to pay the lower amount.

## **10. Other**

Other includes Special Fees, Standard Beneficiaries and Special Support (100% co-pay).

**Special Fees** – Pharmacies receive payment for services provided by pharmacists under Drug Plan professional programs:

- Providing medication assessments and compliance packaging under the Saskatchewan Medication Assessment Program and the Medication Assessment and Compliance Packaging Program;
- Prescribing an eligible prescription medication under the Minor Ailments Prescribing Program;
- Prescribing an interim or emergency supply of a prescription medication under the Prescriptive Authority Program;
- Refusing to dispense a monitored drug if there are concerns of potential misuse or abuse under the Refusal to Dispense Program;
- Providing medication reconciliation for a client upon their discharge from an acute care facility under the Seamless Care Program;
- Administering a flu vaccination as part of the Province's seasonal Influenza Immunization Program;
- Administering an injection of eligible medication under the Injection Administration Program;
- Counselling individuals to stop smoking under the Partnership to Assist with the Cessation of Tobacco Program;
- Observing patient administration of eligible medications under the Direct Observed Therapy Program;
- Providing monitoring and supervision under the Methadone and Suboxone® Managed Care Programs; and,

# Drug Plan

- Providing a patient with smaller quantity of their new prescription to determine whether it is effective and/or tolerated under the Trial Prescription Program.

**Standard Beneficiaries** – Beneficiaries who do not apply for, or are not eligible for, Drug Plan coverage.

**Special Support (100% co-pay)** – eligible Saskatchewan residents who apply for special support where the family co-payment for each covered prescription is set at 100% based on the relation between family income and eligible drug cost.

# Drug Plan

## 2019-20 Utilization Trends

**Table 2 Total Beneficiary and Drug Plan Payments**

April 2019 - March 2020

	Discrete Beneficiaries <sup>1</sup>	Actual Beneficiaries <sup>2</sup>	Number of Prescriptions	Total Approved Prescription Cost	Total Drug Plan Payment
2008-09	631,941	283,013	10,482,967	\$470,209,636	\$268,047,354
2009-10	645,615	300,476	10,858,514	\$510,324,389	\$289,720,147
2010-11	659,121	307,720	11,256,610	\$525,812,379	\$297,920,254
2011-12	665,815	342,788	11,652,370	\$524,879,507	\$296,599,561
2012-13	681,423	342,718	11,894,462	\$513,132,824	\$278,583,073
2013-14	697,634	361,473	12,259,870	\$537,965,286	\$291,596,186
2014-15	711,643	378,057	12,649,817	\$560,869,845	\$306,973,972
2015-16	731,393	413,569	13,076,249	\$586,425,816	\$326,856,892
2016-17	745,546	422,923	13,347,995	\$599,911,690	\$329,971,745
2017-18	752,397	437,295	13,576,102	\$630,872,119	\$355,974,959
2018-19	765,801	468,625	13,896,619	\$647,321,110	\$382,520,945
2019-20	781,610	496,688	14,433,826	\$683,074,756	\$406,287,071

<sup>1</sup> Discrete Beneficiaries are the number of beneficiaries who received a prescription. This includes beneficiaries who do not apply for, or are not eligible for, Drug Plan coverage. Discrete beneficiaries are counted once within each fiscal year.

<sup>2</sup> Actual Beneficiaries are the number of total beneficiaries who received part or all of their drug cost paid by the Drug Plan.

Note: 2011-12 Actual Beneficiaries increased by 11.4% primarily due to expanded prescribing authority for Saskatchewan Pharmacists (see page 17).

2015-16 Actual Beneficiaries increased by 9.4% primarily due to community pharmacist participation in the provincial seasonal influenza immunization program.

From 2018-19 to 2019-20:

- More beneficiaries are receiving a benefit under the Drug Plan. The number of discrete beneficiaries increased by 2.1% and the number of actual beneficiaries increased by 6.0%.
- The number of prescriptions increased by 3.9%, total approved prescription cost increased by 5.5% and total Drug Plan payment increased by 6.2%. The total approved prescription cost is increasing at a higher percentage than the number of prescriptions due to an increase in the utilization of higher cost drugs.

# Drug Plan

**Table 3 Distribution of Prescription Drug Plan Costs**

April 2019 - March 2020	
<b>Approved Prescription Costs (all programs combined)</b>	<b>(\$000s)</b>
Acquisition Cost .....	498,083
Mark-up .....	32,843
Dispensing Fee .....	150,274
Compounding Portion of Mark-up .....	1,618
Pharmacy Discounts and others .....	-
<b>Total Approved Prescription Cost</b>	<b>681,817</b>
Less: Consumer Payments .....	(276,788)
<b>Total Prescription Drug Plan Payments <sup>1</sup></b>	<b>405,029</b>
Third Party payments/manual adjustments <sup>2</sup> .....	(75,164)
<b>Net Payments by MIDAS System <sup>3</sup></b>	<b>329,865</b>

1 Drug Plan payments refer to formulary drugs and exception status drugs.

2 Third Party payments/manual adjustments include refunds to vote, year-end adjustments made in accordance with accounting policies and payments outside the online system such as payments to the former Regional Health Authorities (RHA) and/or Saskatchewan Health Authority (SHA).

3 MIDAS is a central financial system.

Table 4 (on page 15) highlights three factors that contribute to the change in growth: number of prescriptions per beneficiary; average prescription cost; and cost of prescriptions per beneficiary.

The total average number of prescriptions per discrete beneficiary increased 1.9%, the total average prescription cost increased by 0.1%, and the total cost of prescriptions per discrete beneficiary increased by 3.4% for all beneficiaries.

The total cost of prescriptions per discrete beneficiary increased for beneficiaries in half of the age groups. The range of increases / (decreases), based on age, was 1.3% for 55-64 year olds to 28.3% for 0-4 year olds.

# Drug Plan

**Table 4 Prescription Drug Utilization Trend by Age of Discrete Beneficiary**

April 2019 - March 2020								
Age of Beneficiary	2013-14	2014-15	2015-16	2016-17	2017-18	2018-19	2019-20	% increase (decrease) 18-19 to 19-20
<b>Average Number of Prescriptions Per Discrete Beneficiary</b>								
0 - 4	3.4	3.4	3.4	3.4	3.3	3.3	3.4	4.3%
5 - 14	4.1	4.1	4.2	4.2	4.1	4.0	4.2	4.3%
15 - 24	6.5	6.7	6.9	7.1	7.3	7.5	7.7	3.3%
25 - 34	7.8	7.9	8.1	8.3	8.5	8.7	9.1	4.4%
35 - 44	10.7	11.0	11.2	11.3	11.4	11.5	11.7	2.0%
45 - 54	16.0	16.4	16.5	16.6	16.6	16.6	16.9	1.5%
55 - 64	22.8	23.1	23.1	23.1	23.0	23.1	23.5	1.7%
65 - 74	32.7	32.8	32.7	32.2	31.8	31.8	32.1	0.9%
75 - 84	42.3	42.8	42.8	42.7	42.4	42.3	42.8	1.2%
85 and over	48.1	48.4	49.3	49.3	49.9	50.2	51.0	1.6%
<b>Total</b>	<b>17.6</b>	<b>17.8</b>	<b>17.9</b>	<b>17.9</b>	<b>18.0</b>	<b>18.1</b>	<b>18.5</b>	<b>1.9%</b>
<b>Average Prescription Cost<sup>1</sup></b>								
0 - 4	\$29.04	\$30.52	\$29.60	\$31.45	\$34.35	\$35.20	\$43.50	23.6%
5 - 14	\$55.02	\$55.24	\$58.35	\$59.87	\$63.25	\$63.28	\$63.84	0.9%
15 - 24	\$50.96	\$52.38	\$52.06	\$54.87	\$55.78	\$57.99	\$60.47	4.3%
25 - 34	\$53.17	\$55.28	\$57.16	\$56.88	\$62.05	\$65.80	\$66.66	1.3%
35 - 44	\$55.78	\$56.79	\$57.82	\$57.78	\$63.94	\$65.93	\$66.52	0.9%
45 - 54	\$51.40	\$51.92	\$53.62	\$53.21	\$55.51	\$56.71	\$57.20	0.9%
55 - 64	\$45.48	\$45.73	\$47.53	\$47.13	\$48.32	\$47.72	\$47.53	(0.4%)
65 - 74	\$41.52	\$41.68	\$41.35	\$41.36	\$41.43	\$40.55	\$41.35	2.0%
75 - 84	\$36.93	\$36.82	\$35.88	\$36.10	\$36.46	\$35.46	\$36.59	3.2%
85 and over	\$31.71	\$31.85	\$30.53	\$30.54	\$30.69	\$30.11	\$30.55	1.5%
<b>Total</b>	<b>\$43.88</b>	<b>\$44.34</b>	<b>\$44.85</b>	<b>\$44.94</b>	<b>\$46.47</b>	<b>\$46.58</b>	<b>\$47.32</b>	<b>-0.1%</b>
<b>Total Cost of Prescriptions Per Discrete Beneficiary</b>								
0 - 4	\$98.06	\$104.98	\$100.54	\$107.08	\$111.72	\$114.80	\$147.28	28.3%
5 - 14	\$225.35	\$228.52	\$243.17	\$249.24	\$259.17	\$254.85	\$267.59	5.0%
15 - 24	\$329.48	\$350.31	\$357.98	\$387.92	\$405.80	\$432.21	\$462.96	7.1%
25 - 34	\$414.05	\$436.33	\$461.75	\$471.52	\$527.41	\$573.65	\$604.19	5.3%
35 - 44	\$596.49	\$623.69	\$647.56	\$651.04	\$728.48	\$756.36	\$778.08	2.9%
45 - 54	\$824.80	\$849.66	\$886.97	\$883.98	\$920.55	\$944.11	\$965.38	2.3%
55 - 64	\$1,038.53	\$1,055.34	\$1,099.90	\$1,087.61	\$1,112.90	\$1,102.35	\$1,117.08	1.3%
65 - 74	\$1,359.08	\$1,367.71	\$1,351.48	\$1,332.92	\$1,318.98	\$1,290.23	\$1,326.39	2.8%
75 - 84	\$1,561.41	\$1,574.46	\$1,535.63	\$1,541.13	\$1,545.00	\$1,500.27	\$1,564.82	4.3%
85 and over	\$1,524.24	\$1,542.24	\$1,503.84	\$1,506.48	\$1,532.52	\$1,511.48	\$1,557.32	3.0%
<b>Total</b>	<b>\$771.13</b>	<b>\$788.13</b>	<b>\$801.79</b>	<b>\$804.66</b>	<b>\$838.48</b>	<b>\$845.29</b>	<b>\$873.93</b>	<b>3.4%</b>

<sup>1</sup> Includes Drug Acquisition Cost, mark-up and dispensing fees paid to pharmacies.

# Drug Plan

## 2019-20 Utilization by Families

The average total prescription cost for families in 2019-20 was \$1,328.45. The average family share of total prescription costs was \$538.30 (40.5%) and the average Drug Plan share was \$790.14 (59.5%).

**Table 5 Prescription Cost to Families**

April 2019 - March 2020						
Total Cost to Family Unit	# of Family Units <sup>1</sup>	# of Prescriptions <sup>2</sup>	Drug Material Cost <sup>3</sup>	Total Approved Prescription Cost <sup>4</sup>	Net Family / Insurance Payments <sup>5</sup>	Total Drug Plan Payment <sup>6</sup>
\$ Nil	44602	899,475	41,255,577	49,506,142	0	49,506,142
\$ 00.01 - 100.00	119329	699,158	31,082,892	38,143,658	5,278,288	32,865,370
\$ 100.01 - 200.00	57842	609,109	19,417,501	25,676,250	8,539,474	17,136,776
\$ 200.01 - 300.00	46764	648,567	17,925,414	24,657,580	11,578,161	13,079,419
\$ 300.01 - 400.00	35848	685,065	21,376,473	28,529,274	12,489,922	16,039,352
\$ 400.01 - 500.00	31486	777,705	22,603,548	30,784,792	14,131,405	16,653,388
\$ 500.01 - 600.00	27013	855,912	22,726,667	31,760,917	14,823,112	16,937,805
\$ 600.01 - 700.00	22452	888,380	23,876,693	33,258,862	14,554,504	18,704,358
\$ 700.01 - 800.00	18340	823,550	21,563,303	30,292,574	13,727,967	16,564,606
\$ 800.01 - 900.00	15079	730,589	20,327,908	28,048,366	12,796,758	15,251,608
\$ 900.01 - 1000.00	12598	670,434	17,364,023	24,455,571	11,950,935	12,504,637
\$ 1000.01 - 1250.00	23593	1,415,432	39,768,040	54,739,472	26,317,732	28,421,740
\$ 1250.01 - 1500.00	15927	1,093,364	31,661,976	43,219,461	21,760,209	21,459,252
\$ 1500.01 - 1750.00	11031	833,555	26,022,246	34,808,036	17,834,545	16,973,491
\$ 1750.01 - 2000.00	7839	628,116	20,581,239	27,225,769	14,649,521	12,576,248
\$ 2000.01 - 2250.00	5730	486,909	19,227,050	24,374,187	12,140,758	12,233,428
\$ 2250.01 - 2500.00	4172	371,228	15,052,933	18,963,968	9,887,436	9,076,532
\$ 2500.01 - 3000.00	5483	503,734	25,119,659	30,379,173	14,939,015	15,440,159
\$ 3000.01 - 3500.00	3219	305,641	19,401,519	22,595,362	10,396,761	12,198,600
\$ 3500.01 - 4000.00	1845	173,139	14,821,999	16,616,911	6,882,604	9,734,307
\$ 4000.01 - 4500.00	1139	106,568	12,133,555	13,228,181	4,822,940	8,405,241
\$ 4500.01 - 5000.00	783	70,759	10,628,157	11,363,611	3,710,303	7,653,308
\$ 5000.01+	1909	151,961	38,588,141	40,167,275	13,601,786	26,565,489
Less than Zero	162	5,062	229,069	272,179	-26,487	298,666
<b>Total</b>	<b>514,185</b>	<b>14,433,412</b>	<b>\$532,755,582</b>	<b>\$683,067,519</b>	<b>\$276,787,649</b>	<b>\$406,279,922</b>

1 A Family Unit includes all beneficiaries registered under one family number through eHealth Saskatchewan, Health Registries. Beneficiaries may belong to more than one Family Unit within a fiscal year. In this table beneficiaries are included under their most recent family number in the time period.

2 # of Prescriptions refers to Formulary and Exception Drug Status drugs. This total includes Special Fees, Diagnostic Agents and Diabetic Supplies.

3 Drug Material Cost includes Total Acquisition Cost + Mark-up and Compound Fee, if applicable, less Discount, if applicable.

4 Total Approved Prescription Cost is the total approved amount of the Drug Material Cost, as well as the approved pharmacy dispensing fee.

5 Net Family / Insurance Payments is the total cost paid by families and/or their insurance plans towards the total approved cost of the prescriptions. In some cases, the value of this field is negative due to adjustments and payment reversals made in the previous time period.

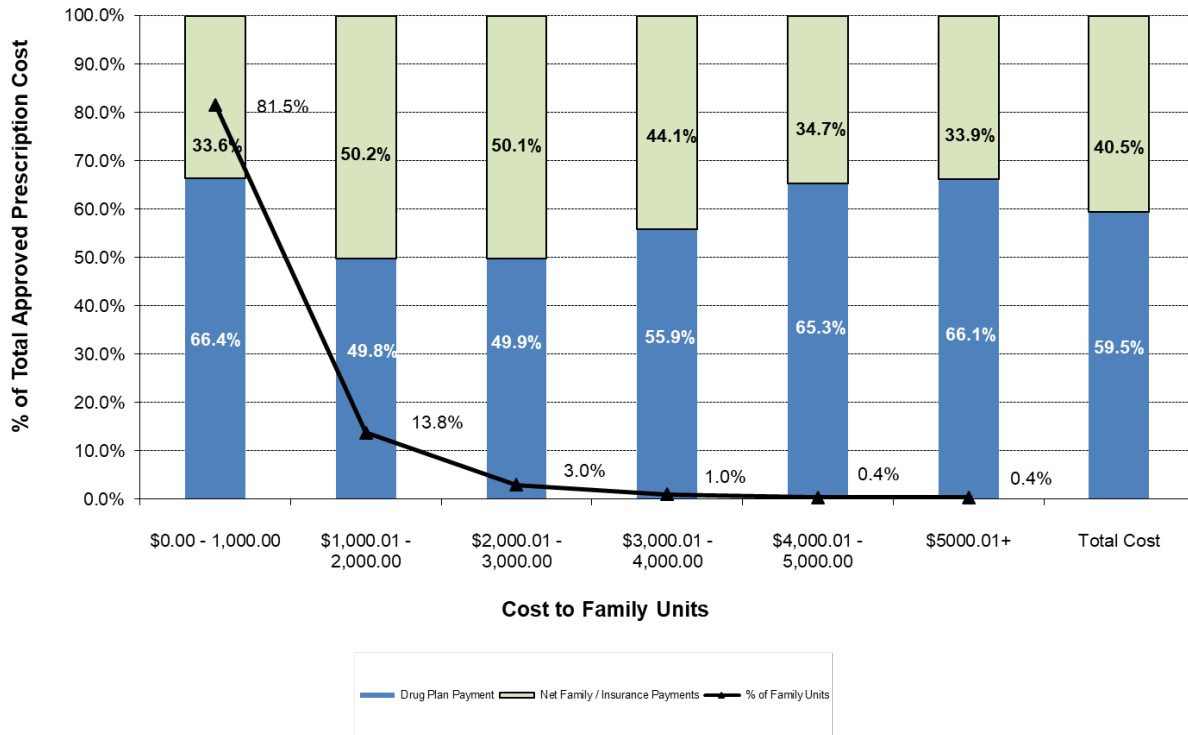
6 Total Drug Plan Payment is the total of the Drug Material Cost and Dispensing fee; less portion paid by families and their insurance plans.



# Drug Plan

The majority of families (81.5%) have drug costs less than \$1,000 and the Ministry of Health pays 64.7% of their total approved prescription cost. Only 0.4% of families have drug costs greater than \$5,000.01 and the Ministry of Health pays 66.1% of their total approved prescription cost.

**Chart 1 Prescription Cost to Families as a % of Total Approved Prescription Cost**  
April 2019 - March 2020



## Exception Drug Status Program Growth

# Drug Plan

Spending on Exception Drug Status (EDS) prescriptions has increased significantly over the past five years as a result of a shift to higher cost drugs in the EDS category (e.g. biologics, Expensive Drugs for Rare Diseases, Hepatitis C drugs etc.). In 2014-15, EDS prescriptions represented 8.4% of total prescriptions and accounted for 49.0% of branch's overall spend on prescription drugs. By 2019-20, EDS prescriptions represented 7.6% of total prescriptions and the percentage spent on EDS drugs increased to 64.4% of the total drug plan share.

# Drug Plan

## **Objective 3 – Reduce the cost of drug materials**

### **Better Value**

To help ensure the viability of the Drug Plan, and to be better able to provide coverage for new drugs through the Saskatchewan Formulary, the Drug Plan has the following “better value” strategies in place:

- **Low Cost Alternative Policy**

Interchangeable products are different brands of the same drug with the same strength and dosage form that are equivalent in therapeutic effectiveness and quality. In the case where more than one interchangeable product is available, the Drug Plan reimbursement is calculated on the price of the lowest cost interchangeable generic drug.

- **Product Listing Agreements (PLA)**

The Drug Plan enters into product listing agreements with drug manufacturers. These types of agreements result in better value for public funds spent on drugs and assist in managing the financial risk associated with drugs listed on the Saskatchewan Formulary. The ensuing cost savings help to offset Drug Plan expenditures and/or are available to provide additional benefits.

- **Pan-Canadian Pharmaceutical Alliance (pCPA)**

Provincial, territorial and federal drug plans have been working together to achieve greater value for brand name and generic drugs for publicly funded drug programs. These initiatives are now referenced collectively as the pan-Canadian Pharmaceutical Alliance (pCPA).

- **pCPA Brand Drugs**

This initiative capitalizes on the combined negotiating power of federal/provincial/territorial public drug programs to achieve lower drug costs and consistent pricing, increase access to drug treatment options, and improve consistency of coverage criteria across Canada.

- **pCPA Generic Drugs**

The generics initiative includes two primary components:

- **pan-Canadian Pricing**  
Prices of the highest cost/utilization generic molecules have been reduced in a phased approach since April 1, 2013; and
- **Tiered Pricing Framework**  
A tiered pricing framework has been established whereby generic prices at market entry are set and then reduced over time in a predictable fashion as additional generic brands enter the market.

The pCPA and the Canadian Generic Pharmaceutical Association (CGPA) jointly developed a five-year initiative on generic drug pricing that was effective April 1, 2018. Under this initiative, 67 drugs are under pan-Canadian pricing (19 drugs at approximately 10% of the brand name equivalent and 48 drugs at approximately 18% of the brand price). Savings for the Saskatchewan Drug Plan are estimated to be \$6 million in the first year and up to \$50 million of savings over five years. Transparent price reductions will also benefit patients and private insurance plans (such as employee benefit programs).

# Drug Plan

- **Maximum Allowable Cost (MAC) Policy**

Promotes the use of lower cost drugs by limiting the maximum price the Drug Plan pays to the price of the most cost-effective drug within a group of similar drugs that treat the same condition.

# Drug Plan

## **Objective 4 – Encourage the rational and appropriate use of prescription drugs**

### **Better Use / Better Care**

Drugs are one of the fastest growing categories of health care spending, yet evidence shows that pharmaceuticals are not always prescribed or used effectively or appropriately.

- **The Drug Advisory Committee of Saskatchewan (DACs)**

The Drug Plan has established the Drug Advisory Committee of Saskatchewan and relies on the expertise of the DACs to provide independent, specialized advice on drug-related matters. The committee provides advice concerning which drug products should be considered for public funding based on evidence-based reviews of the products.

- **The Common Drug Review**

The Canadian Agency for Drugs and Technologies in Health's (CADTH's) Common Drug Review (CDR) process provides the Drug Plan with objective, rigorous clinical and cost-effective reviews of new drugs.

- **Exception Drug Status (EDS)**

Exception Drug Status drugs are products that are listed in the Saskatchewan Formulary with specific medical criteria or conditions for use. Generally, drug products are recommended for EDS listing when there are specific circumstances where use is particularly beneficial; where the drug has potential for the development of widespread inappropriate use; where the drug is more expensive than listed alternatives and offers an advantage in only a limited number of indications; etc. EDS listing can encourage more appropriate prescribing.

- **Partnerships with the University of Saskatchewan's College of Pharmacy and Nutrition**

- The Drug Plan is a partner in the University of Saskatchewan's Joint Initiative on Adherence, which encourages appropriate use of medications in the province through educational and research initiatives.
- The Drug Plan provides funding to the College's drug information service (medSask). This service provides healthcare professionals and the general public with access to current, concise, unbiased information on drugs and drug therapy.
- The Drug Plan provides an annual grant to the University of Saskatchewan to operate the provincial RxFiles Academic Detailing Program. Academic detailing is a form of education outreach, which consists of focused one-on-one interactions between a drug professional and physicians and other health professionals in the community. Academic detailing programs are based on scientific and objective analysis and are aimed at achieving optimum levels of efficacy, safety and economy in drug therapy.

- **Prescription Review Program**

The Drug Plan provides funding for the Prescription Review Program, which is a program operated by the College of Physicians and Surgeons on behalf of program partners to reduce the risk of abuse, misuse and diversion of certain drugs (primarily narcotics, sedative-type hypnotics and stimulants).

# Drug Plan

## Better Teams

- **Electronic Health Record/Electronic Medical Record (EHR/EMR)**

The EHR is a provincial initiative that provides a centralized source of information about a patient's lab tests, radiology results, drug information, and other important health information. The EHR improves the flow of communication across care settings to give clinicians and patients the right information.

The Ministry of Health, in partnership with the Saskatchewan Medical Association, implemented EMRs. The EMR is software used in physician's clinics to automate office functions to store all patient information electronically. EMRs have the capacity to download patient information from the EHR.

The goal of an EHR combined with an EMR is to have the right information in the right hands at the right time to make timely health decisions.

- **Pharmaceutical Information Program (PIP)**

The Ministry's Pharmaceutical Information Program enhances patient safety by helping authorized health care users select the best medication, avoid drug interactions, identify inappropriate drug dosages, avoid duplication of therapy and identify possible prescription drug abuse. It facilitates the team approach to patient care by sharing information across the continuum of care.

- **Pharmacist Prescribing**

In collaboration with physicians and other health care professionals, expanded prescriptive authority for Saskatchewan pharmacists recognizes the ability of pharmacists to improve health care delivery in the province. It also provides an increased emphasis on the importance of pharmacists' role in interdisciplinary collaboration and team-based care.

Saskatchewan pays a fee to a pharmacy when a pharmacist extends or adapts a patient's medication prescription in certain situations under prescriptive authority. The extension or adaptation of the medication prescription is available at no cost to any provincial resident.

Pharmacies are also paid a fee when a pharmacist prescribes an eligible prescription medication according to the "*Guidelines for Prescribing for Minor Ailments and Patient Self-Care*".

- **Saskatchewan Medication Assessment Program (SMAP)**

The SMAP is a standardized approach for pharmacists to assess a patient's medication therapy and communicate with their physician and/or health care provider(s) to resolve identified issues. The purpose of the SMAP is to support seniors, who meet specific criteria, in continuing to live in the community by ensuring they are able to adhere to safe and effective medication therapy.

# Supplementary Health and Family Health Benefits

## Program Objective

To provide benefits for non-insured health services to people nominated for coverage by the Ministries of Social Services, Justice and Advanced Education.

## Highlights for 2019-20

- The average number of people registered on programs in 2019-20 with eligibility for Supplementary Health benefits was **57,736**.
- The average number of people eligible for Family Health Benefits was **46,145**. This includes both children who are eligible for all benefits and adults who are eligible for limited benefits.
- The average number of seniors eligible for the Seniors Income Plan was **10,790**.

## Supporting Information

**Table 6 Supplementary Health and Family Health Benefits Payments <sup>1</sup>**

April 2019 - March 2020

Services	Saskatchewan Assistance Plan	Government Wards	Provincial Correctional Institutions	Seniors' Income Plan Recipients in Special Care Homes	Family Health Benefits	Other Beneficiary Categories <sup>2</sup>	Totals
Over-the-Counter Drugs	\$2,584,603	\$293,595	\$241,454	\$160,135	\$116,740	\$17,102	\$3,413,628
Medical Supplies and Appliances	\$1,673,519	\$74,402	\$20,861	\$26,022	\$96,653	\$11,409	\$1,902,865
Northern Medical Transportation (Air)	\$1,657,145	\$43,705	\$0	\$0	\$26,808	\$1,291	\$1,728,949
Northern Medical Transportation (Ground)	\$2,098,856	\$41,873	\$3,956	\$0	\$202,802	\$25,224	\$2,372,711
Medical Services	\$365,533	\$5,057	\$1,650	\$0	\$2,547	\$639	\$375,426
Dental Services	\$10,738,964	\$1,135,193	\$904,103	\$9,136	\$2,685,667	\$129,151	\$15,602,214
Optical Services	\$1,603,717	\$219,499	\$135,231	\$3,503	\$524,460	\$229,682	\$2,716,092
Ambulance Services	\$3,777,526	\$208,179	\$114,312	\$35,385	\$191,210	\$46,742	\$4,373,354
<b>Total: Supplementary Health and Family Health Benefits</b>	<b>\$24,499,863</b>	<b>\$2,021,503</b>	<b>\$1,421,568</b>	<b>\$234,180</b>	<b>\$3,846,887</b>	<b>\$461,238</b>	<b>\$32,485,239</b>

<sup>1</sup> Some items may not balance due to rounding

<sup>2</sup> Other Beneficiary Categories include: Assisted Adoption, Job Training and Seniors Income Plan

# Supplementary Health and Family Health Benefits

**Table 7 Historical Costs of Supplementary Health and Family Health Benefits Payments <sup>1</sup>**

April 2019 - March 2020						
Services	2014-15	2015-16	2016-17	2017-18	2018-19	2019-20
Over-the-Counter Drugs	\$2,668,625	\$2,596,636	\$2,806,965	\$3,014,149	\$3,082,744	\$3,413,628
Medical Supplies and Appliances	\$962,634	\$1,068,618	\$1,053,606	\$1,395,814	\$1,843,597	\$1,902,865
Northern Medical Transportation (Air)	\$1,457,652	\$1,439,654	\$1,536,588	\$1,767,316	\$1,847,960	\$1,728,949
Northern Medical Transportation (Ground)	\$2,328,064	\$2,627,477	\$2,740,547	\$2,730,915	\$2,636,851	\$2,372,711
Medical Services	\$457,186	\$449,633	\$457,370	\$442,797	\$420,590	\$375,426
Dental Services	\$11,629,964	\$12,515,559	\$13,173,889	\$15,293,038	\$15,036,486	\$15,602,214
Optical Services	\$2,236,131	\$2,316,305	\$2,459,068	\$2,641,267	\$2,752,164	\$2,716,092
Ambulance Services	\$2,893,842	\$3,049,775	\$3,483,206	\$3,928,649	\$4,079,560	\$4,373,354
<b>Total: Supplementary Health and Family Health Benefits</b>	<b>\$24,634,098</b>	<b>\$26,063,657</b>	<b>\$27,711,238</b>	<b>\$31,213,945</b>	<b>\$31,699,951</b>	<b>\$32,485,239</b>

Note: Includes Seniors Income Plan Payments

<sup>1</sup> Some items may not balance due to rounding

## 1. Over-the-Counter Drugs

Supplementary Health provides certain physician prescribed over-the-counter drugs at a reduced charge, to a maximum of \$2.00, for Plan One beneficiaries and without charge for Plan Two and Three beneficiaries. Formulary and over-the-counter drug benefits for the different levels of Supplementary Health coverage are outlined on page 9.

## 2. Medical Supplies and Appliances

All Supplementary Health beneficiaries and children with Family Health Benefits coverage are covered for a wide range of medical supplies, appliances and devices when prescribed by a physician. Hearing and podiatry services and appliances are also captured under this benefit.



# Supplementary Health and Family Health Benefits

## 3. Northern Medical Transportation Program

Benefits of the Northern Medical Transportation Program include:

- emergency medical evacuation from locations in the north for all Saskatchewan residents; and,
- non-emergency medical transportation for Supplementary Health beneficiaries and children with Family Health Benefits coverage residing in northern Saskatchewan to access medical appointments outside their community.

## 4. Medical Services

Supplementary Health and Family Health Benefits covers the cost of non-insured third party reports requested by the Ministry of Social Services. These reports are used to determine the level of required nursing care, rehabilitation potential and employability.

## 5. Dental Services

Coverage includes basic preventive, restorative, exodontic, and prosthetic dental services for all Supplementary Health beneficiaries and children with Family Health Benefits coverage.

## 6. Optical Services

Eyeglasses are covered for all Supplementary Health beneficiaries and children with Family Health Benefits coverage, whether provided by an optometrist or ophthalmic dispensary. There is an upper limit on the amount paid for eyeglass frames.

The cost of eye examinations is covered for Supplementary Health beneficiaries 18 years of age and over, Seniors Income Plan recipients and adults with Family Health Benefits coverage. Eye examinations for children are covered on a universal basis by the Medical Services Branch.

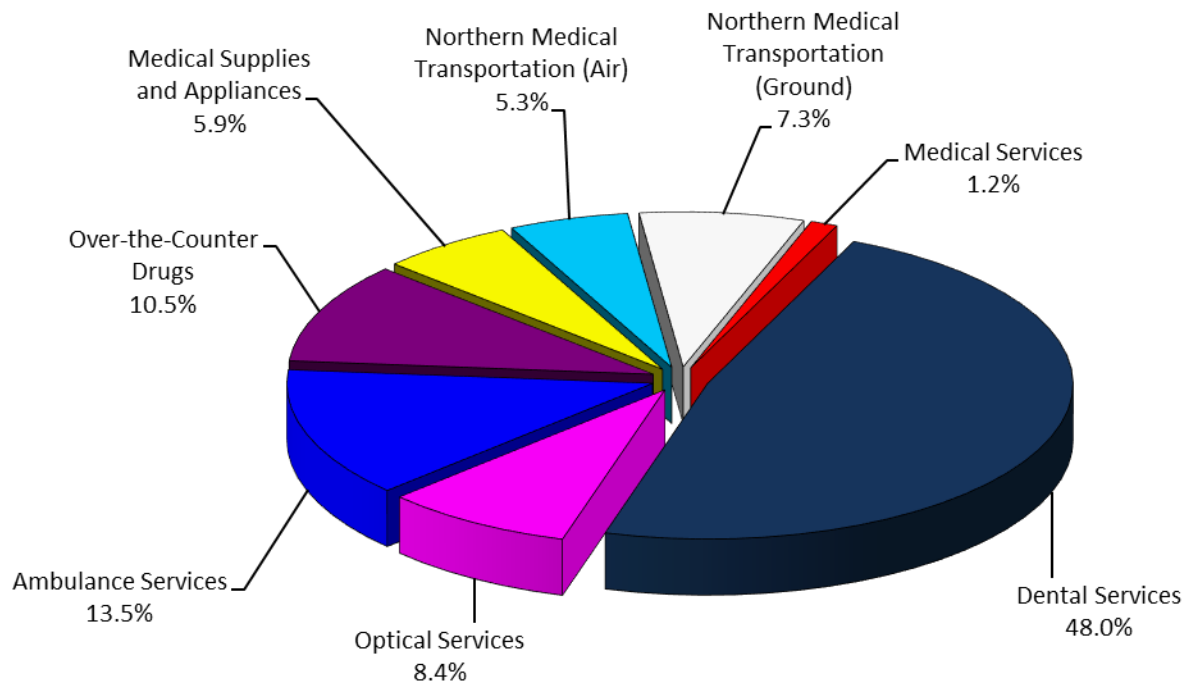
## 7. Ambulance Services

Emergency medical transportation by road ambulance is a benefit for all Supplementary Health beneficiaries and children with Family Health Benefits coverage.

# Supplementary Health and Family Health Benefits

Chart 2 Supplementary Health and Family Health Benefits Payments by Program Area

April 2019 - March 2020



# Saskatchewan Aids to Independent Living (SAIL)

## Program Objective

SAIL was established to provide benefits that assist people with physical disabilities achieve a more active and independent lifestyle and to assist people in the management of certain chronic health conditions. The program provides a basic level of coverage for disability related equipment, devices, products and supplies in order to achieve the best possible care, experience and health for beneficiaries.

## Highlights for 2019-20

- The SAIL program provided benefits in the amount of \$47.8 million.
- The following programs account for approximately 78.0% of total SAIL payments:
  - ♦ Home Oxygen Program (30.32%);
  - ♦ Special Needs Equipment Program (14.7%);
  - ♦ Orthopaedic Services (14.8%); and,
  - ♦ Paraplegia Program (18.3%).

# Saskatchewan Aids to Independent Living (SAIL)

## Supporting Information

**Table 8 Caseloads and SAIL Payments**

April 2019 - March 2020

	2018-19		2019-20	
	Caseload	Expenditures	Caseload	Expenditure
<b>Universal Programs</b>				
Orthopaedic Services	9,299	\$7,513,860	7,922	\$7,116,293
Special Needs Equipment	n.a	\$7,000,199	n.a	\$7,034,475
Home Oxygen	4,974	\$14,352,900	5,270	\$14,510,578
Respiratory Equipment	n.a	\$1,301,555	n.a	\$1,535,110
Therapeutic Nutritional Products	191	\$430,648	198	\$497,067
Children's Enteral Feeding Pump	332	\$746,336	315	\$689,317
<b>Special Benefit Programs</b>				
Paraplegia Program	1,952	\$7,552,719	2,052	\$8,756,368
Cystic Fibrosis	155	\$269,494	157	\$277,611
Chronic End-Stage Renal Disease	1,225	\$3,400,892	1,309	\$3,740,127
Ostomy Program	3,919	\$2,039,509	4,334	\$2,191,641
Haemophilia	35	\$39,109	38	\$42,129
Aids to the Blind	n.a	\$940,746	n.a	\$949,522
Insulin Pumps <sup>1</sup>	398	\$352,800	430	\$543,199
<b>Total <sup>2</sup></b>	<b>22,480</b>	<b>\$45,940,768</b>	<b>22,025</b>	<b>\$47,883,437</b>

Note: n.a. is not available as volumes are captured as the number of equipment units issued (see page 27).

1. Includes cost of pumps only. Supply costs are included in the Drug Plan.

2. Does not include formulary, exception drug status or expensive drugs for rare diseases prescription drug costs paid through the Prescription Drug Plan system or outside of the system.

### Universal Benefit Programs

#### ***Orthopaedic Services***

#### ***(Prosthetics and Orthotics Program and Compression Garment Program)***

Prosthetic Appliances – Artificial limbs and accessories are supplied, fitted, adjusted and repaired.

Orthotic Appliances – Higher-cost back braces and upper and lower extremity braces and splints are supplied, fitted, adjusted, and repaired. High-cost knee braces are cost shared with clients.

The above services are supplied by the Orthotics and Prosthetics Departments of the Wascana Rehabilitation Centre in Regina and SaskAbilities in Saskatoon. Limited coverage (the cost of materials only) is available when services are accessed through private service providers.

Specialized and Adaptive Seating – Adaptations to wheelchairs to ensure safety and proper fit are supplied and adjusted.

# Saskatchewan Aids to Independent Living (SAIL)

Compression/Burn Garments – Moderate to high pressure compression garments for the management of serious conditions are provided.

Adaptive and Rehabilitation Equipment – Limited equipment for in-home rehabilitation and therapy for children is available.

## ***Special Needs Equipment Program***

Mobility and environmental aids are loaned, maintained and repaired. Equipment available for loan includes wheelchairs, walkers, specialized crutches, hospital beds, transfer assists, bathtub lifts and commodes.

The Special Needs Equipment Program is operated by SaskAbilities under contract with SAIL. Equipment depots are located in Prince Albert, Regina, Saskatoon, Swift Current and Yorkton.

## ***Home Oxygen Program***

Home oxygen and related equipment are benefits under SAIL for Saskatchewan residents who meet medical criteria or who meet the criteria for end-stage palliative care. The oxygen systems are supplied by private medical oxygen supply companies under contract with SAIL.

## ***Respiratory Equipment Program***

Home respiratory equipment such as ventilators, continuous positive airway pressure (CPAP) and bi-level flow generators, portable and stationary suctioning equipment, and tracheostomy humidification compressors are loaned, maintained and repaired. SAIL provides financial assistance towards the purchase of aerosol therapy compressors (nebulizers) for eligible beneficiaries, who are responsible for maintenance and repairs. The program covers the cost of consumable tracheostomy and laryngectomy supplies. Coverage is also provided for spirometers which are required following lung transplants.

## ***Therapeutic Nutritional Products Program***

The program provides assistance towards the cost of specialized nutritional products for people with complex medical conditions who rely on those products as their primary nutritional source. The program assists with the incremental cost associated with using these products in place of a regular diet. Program benefits are cost shared between clients and the Ministry of Health, with the client's portion varying based on a number of factors, including family income and drug costs.

## ***Children's Enteral Feeding Pump Program***

Feeding pumps are provided by SAIL on a loan basis to children who require nasogastric or gastrostomy pump feeding. Select consumable supplies associated with pump feeding are also a benefit.

# Saskatchewan Aids to Independent Living (SAIL)

## **Special Benefit Programs**

In addition to universal SAIL program benefits, extended coverage is provided to beneficiaries with certain chronic health conditions.

### ***Paraplegia Program***

Benefits are available for individuals who have paralysis of all or most of the lower limbs and trunk due to a lesion or disease affecting the spinal cord. Drugs listed in the Saskatchewan Formulary, drugs approved under Exception Drug Status and select authorized prescriber prescribed over-the-counter drugs are a benefit. Bladder and bowel incontinence products, wound management and other medical supplies for chronic conditions are also provided. Limited specialized rehabilitation equipment is purchased for clients. Grants are provided for purchases related to home access and vehicle modifications.

### ***Cystic Fibrosis Program***

Drugs listed in the Saskatchewan Formulary, drugs approved under Exception Drug Status and select authorized prescriber prescribed over-the-counter drugs are benefits of the program. In addition, certain nutritional supplements are covered for individuals with cystic fibrosis.

### ***Chronic End-Stage Renal Disease Program***

Drugs listed in the Saskatchewan Formulary, drugs approved under Exception Drug Status and select authorized prescriber prescribed over-the-counter drugs are a benefit for persons with end-stage renal disease requiring dialysis and kidney transplant recipients.

### ***Ostomy Program***

SAIL covers fifty percent of the cost of certain ostomy supplies, such as appliances, adhesives and adhesive removers, for individuals with a urinary or bowel diversion.

### ***Haemophilia Program***

SAIL covers the cost of medical supplies associated with home infusion for the treatment of haemophilia.

### ***Aids to the Blind Program***

The program provides or subsidizes the cost of select low vision aids, assistive devices and vision rehabilitation services to individuals living with vision loss. Aids and devices include brailers, white canes, talking calculators, phones, labellers, scales, watches, magnifiers, digital playback units, multifunctional electronic devices and low vision eyewear. Equipment and low vision services are provided under contract with SAIL by Vision Loss Rehabilitation Saskatchewan, a Canadian National Institute for the Blind (CNIB) organization.

# Saskatchewan Aids to Independent Living (SAIL)

## ***Insulin Pump Program***

The program covers the cost of an insulin pump for individuals 25 years of age or younger who have Type 1 diabetes and meet medical criteria. Financial assistance is also available for insulin pump supplies for qualifying individuals. Pump supplies are processed as benefits through the Drug Plan system and are subject to family deductibles and/or co-payments.

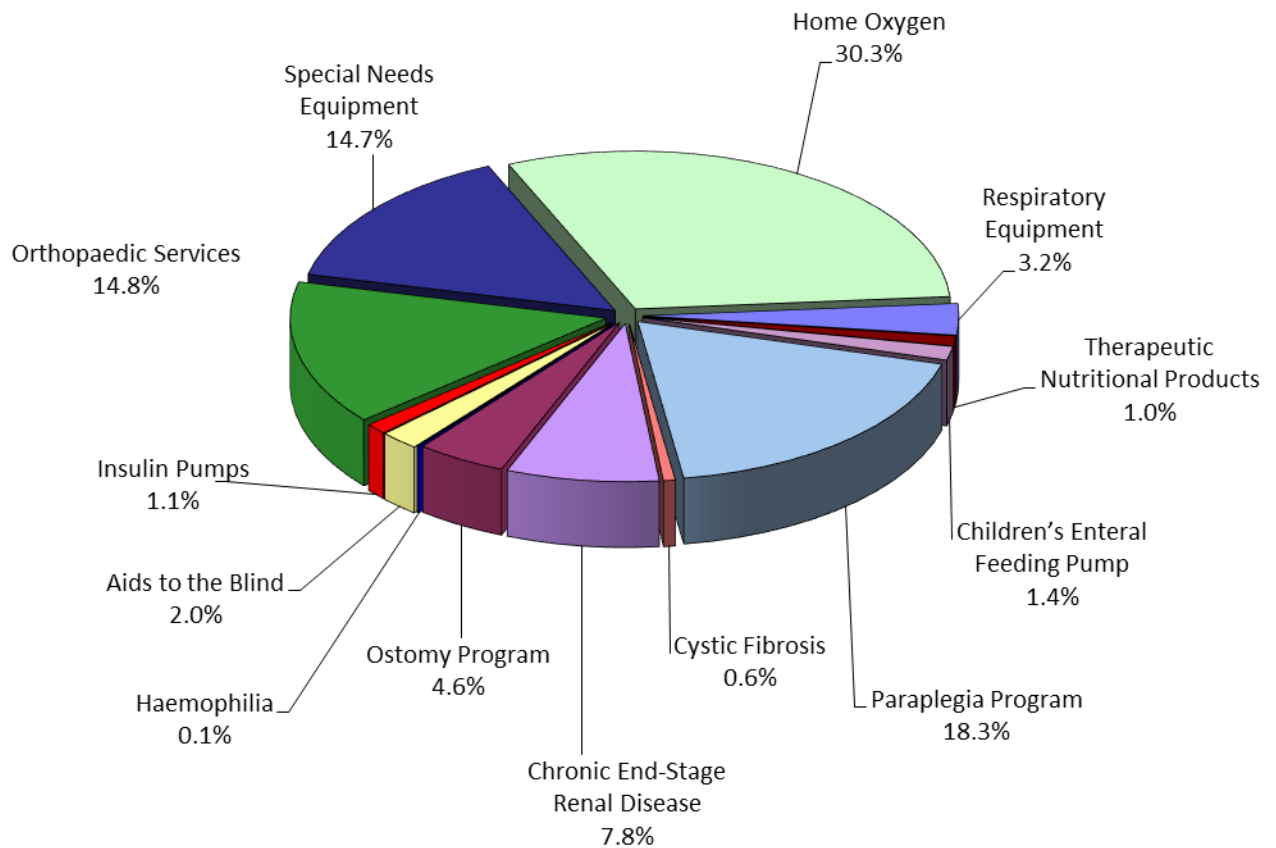
**Table 9 Units of Equipment Issued<sup>1</sup>**

<b>April 2019 - March 2020</b>						
<b>Program</b>	<b>2014-15</b>	<b>2015-16</b>	<b>2016-17</b>	<b>2017-18</b>	<b>2018-19</b>	<b>2019-20</b>
Special Needs Equipment	35,243	35,669	35,835	35,688	36,322	37,100
Respiratory Equipment	2,351	2,300	2,857	2,588	2,856	3,081
Aids to the Blind	1,277	1,295	1,201	910	823	1,075

<sup>1</sup> A unit of equipment is a discrete loan item (e.g. wheelchair, walker, sask-a-pole, cushion, ventilator, CPAP machine, suction machine, talking book player, white cane)

# Saskatchewan Aids to Independent Living (SAIL)

**Chart 3 SAIL Payments by Program Area**  
April 2019 - March 2020





# Appendices

## Appendix 1 Drug Plan History

Since its inception, over 43 years ago, the Saskatchewan Drug Plan has provided a high quality of service to the people of Saskatchewan in the delivery of a prescription drug coverage program.

<b>1974</b>	<b>May 10</b> – Enabling legislation for the Drug Plan, The Prescription Drugs Act, was assented to on May 10.
<b>1975</b>	<b>September 1</b> – The Drug Plan began providing benefits. A review process was established to recommend which drugs should be covered under the Drug Plan. The actual acquisition cost plus a dispensing fee comprised the total cost of a Formulary drug.
<b>1987</b>	<b>July 1</b> – A mark-up on the cost of a drug was added. Mark-up was calculated on the acquisition cost before the dispensing fee was added.
	<b>July 1</b> – The Drug Plan was changed from a fixed co-payment coverage program to a basic deductible* and percentage co-payment program. Those residents entitled to special health benefits were exempted.
	<b>July 1</b> – Palliative Care coverage was introduced.
<b>1989</b>	<b>January 1</b> – Point of Sale terminals were installed for each pharmacy to submit claims information electronically for adjudication online in real time.
	<b>January 1</b> – Eligible drugs purchased anywhere in Canada by all eligible Saskatchewan residents became a benefit.
<b>1991</b>	<b>March 8</b> – Beneficiaries in Special Care Homes, who previously paid a maximum \$3.95 for each prescription, became part of the deductible plan.
	<b>July 1</b> – The coverage policy for drugs in an interchangeable group was changed. The actual acquisition cost of every product in the interchangeable group was now covered only up to lowest listed price in the group.
<b>1997</b>	<b>October</b> – A Managed Care Fee was implemented for community-based pharmacies that provide monitoring, supervision and other required activities to administer the Methadone Program.
	<b>December</b> – Task Force on High Cost Drugs was appointed to determine appropriate improvements to the way government evaluates new pharmaceuticals.
<b>1999</b>	<b>August</b> – A Trial Prescription Program was implemented.
<b>2000</b>	The Prescription Drug Plan, in partnership with the Saskatoon Health District, implemented the RxFiles Academic Detailing Program as an educational program aimed at assisting physicians in selecting the most appropriate and cost-effective drug therapy for their patients. This program was an extension of the Community Drug Utilization Program, established in 1997 as a pilot project in the district.
<b>2002</b>	<b>July</b> – The Income-based Program was implemented, replacing the semi-annual deductible.
<b>2004</b>	<b>July 1</b> – The Maximum Allowable Cost policy was implemented with one group of drugs, the Proton Pump Inhibitors, using the price of the most cost effective drugs as a guide to set the maximum price the Drug Plan would cover for other similar drugs used to treat the same condition.
	<b>September 15</b> – Following a legislative change, the Drug Plan began collecting information on all prescriptions dispensed from community pharmacies, including those that were not benefits of the Drug Plan.

# Appendices

<b>2005</b>	<b>October 24</b> – The Pharmaceutical Information Program (PIP) Medication Profile Viewer (MPV) phase began with a pre-production rollout to selected sites to validate production processes.
<b>2006</b>	<b>March</b> – Full production rollout of the PIP Medication Profile Viewer to pharmacies, emergency rooms, physician clinics, long-term care and home facilities as they were equipped and trained. The MPV provides authorized health care professionals with confidential shared access to patient medication histories to help improve drug therapy for Saskatchewan residents.
	<b>July 1</b> – The Drug Plan computer system was changed to allow for indefinite Exception Drug Status (EDS) coverage on a large number of EDS medications that are used to treat chronic conditions that previously could only be approved for three years at a time.
	<b>October 3</b> – The Executive Director of the Drug Plan and Extended Benefits Branch was given a Delegation of Authority for Interchangeable Generic Drug Coverage, as per Ministry policy.
<b>2007</b>	<b>July</b> – The second phase of PIP e-prescribing began and became available for physicians and registered nurses/nurse practitioners to prescribe electronically.
<b>2009</b>	<b>December 21</b> – The appointments to the newly created Drug Advisory Committee of Saskatchewan (DACs) were approved, which marked a significant change in the Saskatchewan drug review process.
<b>2010</b>	<b>January 15</b> – Pharmacists were able to bill two new benefit services, the Medication Assessment and the Compliance Packaging, to the Drug Plan and Extended Benefits Branch for eligible community-based clients who require medication management through Home Care services.
	<b>March</b> – Approximately 99% of pharmacies have access to PIP.
	<b>March</b> – PIP Implementation is in its final phase, which is to integrate PIP with health provider computer systems.
	<b>March 31</b> – Project Development of PIP was completed. The Drug Plan and Extended Benefits Branch became the business owner of PIP for the Ministry of Health.
	<b>Fall</b> – The initial pilot phase of PIP integration using a national electronic messaging standard (CeRx) was launched in 14 pharmacies across the province.
	<b>October 1</b> – Eligible clients for the Medication Assessment and Compliance Packaging fees was expanded to include individuals identified by regional outpatient mental health programs.
<b>2011</b>	<b>March 4</b> – Pharmacists were able to bill Patient Assessment Fees for services provided under the expanded prescriptive authority for pharmacists. This expanded authority will provide Saskatchewan residents with easier access to their medications when they need them and will benefit residents through more efficient and accessible health care services.
	<b>April 1</b> – The first group of Standing Offer Contract (SOC) products expired. Products in these former SOC categories transitioned to 35% of the brand name price. The price requirement for first entry generic drug submissions received after April 1 <sup>st</sup> became 40% of brand name.
	<b>May 1</b> – A select group (fewer than 20) of existing generic drugs transitioned to 45% of brand name.
	<b>June 1</b> – The price requirement for the remainder of existing generic drugs became 45% of brand name.
	<b>June 1</b> – Changes to the wholesale mark-up and cap were implemented. A wholesale mark-up of 6% will be included in the maximum allowable unit price for generic drugs. This is in lieu of the distribution fee previously paid by generic drug manufacturers to drug wholesalers, which resulted in a 0% wholesale mark-up on generic drugs. The 6% mark-up is non-rebatable to pharmacies except for a maximum 2% discount for prompt payment. The cap on wholesale mark-up increased from \$40 to \$50 per package.
	<b>October 1</b> – Products in the second group of SOCs expired and the price transitioned to 35% of brand name.

# Appendices

2012	<b>February 1</b> – Reimbursement to pharmacies for minor ailment prescribing when an eligible prescription medication is prescribed by pharmacists according to the “ <i>Guidelines for Minor Ailment Prescribing</i> ”. These services are available at no cost to Saskatchewan residents with valid health coverage. Saskatchewan is the first province to pay for the work and responsibility associated with prescribing for a minor ailment.
	<b>April 2</b> – The price requirement for most existing generic drugs, and for first entry generic submissions, became 35% of brand name.
	<b>May 24</b> – The addition of four minor ailment conditions covered under minor ailment prescribing.
	<b>November 2</b> – Implementation of a new medication process allowing pharmacists to bill up to six months of prescriptions that meet specific criteria through the Drug Plan computer system, compared to three months previously.
2013	<b>April 1</b> – as a result of the pan-Canadian Pharmaceutical Alliance Generic Price Initiative, Canadian provinces and territories reduced six high volume molecules to 18% of the equivalent brand name drug.
	<b>July 8</b> – Implementation of the Saskatchewan Medication Assessment Program (SMAP). The purpose of the SMAP is to support seniors in continuing to live in the community within their own home by ensuring they are able to adhere to safe and effective medication therapy.
2014	<b>April 1</b> – Four additional high volume molecules were reduced to 18% of the equivalent brand name drug as part of the pan-Canadian Pharmaceutical Alliance Generic Price Initiative.
	<b>April 1</b> – Implementation of a new Generic Tiered Pricing Framework which sets generic product prices upon market entry, followed by a tiered price reduction as additional generic brands enter the market.
	<b>May 1</b> – The addition of eight minor ailment conditions covered under minor ailment prescribing.
2015	<b>February 9</b> – Saskatchewan serves as the single point of entry for the pan-Canadian Pharmaceutical Alliance coordinated price tier confirmation process.
	<b>April 1</b> – Four additional high volume molecules were reduced to 18% of the equivalent brand name drug as part of the pan-Canadian Pharmaceutical Alliance Generic Price Initiative.
	<b>July 1</b> – The income threshold that determines eligibility for the Seniors’ Drug Plan was lowered from the federal age credit to the provincial age credit.
	<b>October 19</b> – Payment to pharmacies for pharmacist administration of flu vaccines to Saskatchewan residents as part of the provincial Influenza Immunization Program.
2016	<b>April 1</b> – Four additional high volume molecules were reduced to 18% of the equivalent brand name drug as part of the pan-Canadian Pharmaceutical Alliance Generic Price Initiative.
2017	<b>January 16</b> – The Maximum Allowable Cost (MAC) Policy was expanded to include intranasal corticosteroids. As well, the MAC price threshold was changed for proton pump inhibitors.
	<b>April 1</b> – A one-year bridging agreement as part of the pan-Canadian Pharmaceutical Alliance Generic Price Initiative further reduced the price of six high volume generic drugs, from 18% to 15% of the brand price.
2018	<b>April 1</b> – updates to existing hepatitis C drug EDS criteria will allow patients with a diagnosis of chronic hepatitis C infection, regardless of disease severity or prognosis factors, to qualify for EDS for the following medications.
	<b>April 1</b> – A five-year initiative on generic drug pricing was implemented as part of the pan-Canadian Pharmaceutical Alliance. Under this initiative, 67 drugs are under pan-Canadian pricing (19 drugs at approximately 10% of the brand name equivalent and 48 drugs at approximately 18% of the brand price).

# Appendices

	<p><b>April 11</b> - HIV medications will be covered at no cost for eligible Saskatchewan Health beneficiaries.</p>
	<p><b>October 22</b> – Influenza Immunization Program expanded to 5 years and older as well as both on-site and off site publically funded influenza vaccine administration.</p>
	<p><b>November 1</b> – Minor Ailment Program expanded to include the following minor ailments and self-care conditions: uncomplicated urinary tract infections (cystitis) in women; hormonal contraceptives; emergency contraception; conjunctivitis; shingles; onychomycosis; influenza; obesity; and erectile dysfunction.</p> <p>Due to transition of emergency contraception to the Minor Ailment Program, the previous Emergency Contraception Prescribing Program was discontinued on November 1, 2018.</p>
	<p><b>November 1</b> - Injection Administration Program introduced to pay an Injection Administration Fee to pharmacists for administration of medroxyprogesterone, a long-acting hormonal contraceptive medication.</p>

\* Refers to **History of Deductibles**

# Appendices

## Appendix 2 History of Deductibles

<b>July 1, 1987</b>	Annual deductible of \$125 (regular family), then a co-payment of 20%.
	Annual deductible of \$75 (senior family), then a co-payment of 20%.
	Annual deductible of \$50 (single senior), then a co-payment of 20%.
<b>March 8, 1991</b>	Annual deductibles as above (1987), then a co-payment of 25%.
	Residents of Special Care Homes became part of the deductible program.
<b>May 19, 1992</b>	Semi-annual deductible of \$190 (regular family), then a co-payment of 35% to a \$375 maximum, then 10% co-payment.
	Single senior and senior family deductibles at 1987 level but became semi-annual, with a co-payment of 35% to a \$375 maximum, then 10% co-payment.
<b>March 19, 1993</b>	Families became eligible for the Special Support program, where families and the Drug Plan shared the cost of prescriptions, if the cost for covered drugs exceeded 3.4% of the family income. The family co-payment for each covered prescription was set based on the relation between family income and eligible drug cost.
	Family Income Plan recipients, Saskatchewan Income Plan recipients, and Guaranteed Income Supplement recipients in special care homes, had a semi-annual deductible of \$100, then a co-payment of 35%.
	All other Guaranteed Income Supplement recipients had a semi-annual deductible of \$200, then a co-payment of 35%.
	All other family units subject to a deductible and not approved for Special Support had a semi-annual deductible of \$850, then a co-payment of 35%.
<b>December 1, 1997</b>	The \$50,000 family income cap for the Special Support Program was removed.
<b>August 1, 1998</b>	The Family Health Benefits Program was introduced to replace the Family Income Plan. The program provided adults with a semi-annual deductible of \$100, then a co-payment of 35%, and no charge for children.
<b>July 1, 2002</b>	The income-based program replaced the semi-annual deductible of \$850 that began in 1993.
<b>July 1, 2007</b>	Saskatchewan residents 65 years and older automatically became covered under the Seniors' Drug Plan that capped prescriptions at \$15 for drugs listed under the Saskatchewan Formulary.
<b>July 1, 2008</b>	The amended Seniors' Drug Plan took effect. It provides a \$15 cap per prescription to those seniors eligible for the federal age credit.
	The Children's Drug Plan took effect, providing a \$15 cap per prescription for children 14 and under.
<b>March 21, 2012</b>	The Seniors' and Children's Drug Plan payment cap per prescription increased to \$20.
<b>June 1, 2016</b>	The Seniors' and Children's Drug Plan payment cap per prescription increased to \$25.

# Appendices

## Appendix 3 Pharmacy Claims Processing

Information relating to the process for submission of pharmacy claims, pharmacy reimbursements and prescription quantities can be found on the Formulary website

<http://formulary.drugplan.ehealthsask.ca> or the Ministry of Health website

<http://www.saskatchewan.ca/residents/health>

The following table provides a history of maximum dispensing fees and pharmacy mark-up fees according to agreement between the Ministry of Health and the pharmacy proprietors:

Dates	Dispensing Fee	Mark-Up
August 1, 2009 to July 31, 2010	\$9.15	30% for drug cost up to \$6.30; 15% for drug cost between \$6.31 and \$15.80; 10% for drug cost of \$15.81 to \$200.00, and a maximum mark-up of \$20.00 for drug cost over \$200.00.
August 1, 2010 to April 30, 2011	\$9.43	
May 1, 2011 to March 31, 2012	\$9.85	
April 1, 2012 to April 30, 2013	\$10.25	
May 1, 2013 to March 31, 2014	\$10.75	
April 1, 2014 to August 31, 2015	\$11.25	
September 1, 2015 to August 31, 2017	\$11.40	
November 1, 2018 to October 31, 2019	\$11.60	

Note: The tiered mark-up and dispensing fee do not apply for diabetic supplies. The above rates continue until such time as a new Proprietor Agreement is negotiated and entered into by the Ministry of Health and the pharmacy proprietor)

# Appendices

## Appendix 4 Supplementary Health and Family Health Benefits Program History

<b>1966</b>	<b>April 1</b> – The Saskatchewan Assistance Plan was instituted. Several categories of beneficiaries under the Medical Services Division were combined into one program with the basis of need becoming the criteria to determine eligibility.
<b>1968</b>	<b>September 1</b> – Coverage for refractions was moved to Saskatchewan Medical Care Insurance.
<b>1975</b>	<b>September 1</b> – Responsibility for payment of Formulary drugs and of prosthetic and orthotic appliances for Social Assistance beneficiaries was taken over by the Saskatchewan Prescription Drug Plan and by the Saskatchewan Aids to Independent Living Program respectively.
<b>1981</b>	<b>July 1</b> – Program eligibility was expanded to include benefits for non-recipients of Social Assistance receiving level 2, 3, and 4 special care home or long-term hospital care where incomes are at or below the Saskatchewan Income Plan level.
<b>1984</b>	<b>May 1</b> – Responsibility for emergency medical transportation costs by road ambulance and Saskatchewan Government air ambulance for Supplementary Health beneficiaries was transferred from the Department of Social Services.
<b>1992</b>	<b>June 1</b> – Eye examinations were added to coverage for Supplementary Health beneficiaries over the age of 17, and for adults receiving the Family Income Plan and the Saskatchewan Income Plan supplements.
	<b>September 8</b> – Services of chiropractors became fully covered for Supplementary Health, Family Income Plan and Saskatchewan Income Plan beneficiaries.
<b>1993</b>	<b>June 30</b> – Supplementary Health began providing dental coverage for children in families that received the Family Income Plan supplement.
<b>1997</b>	<b>May 1</b> – The Ministry began providing all Supplementary Health benefits for children in Family Income Plan families.
<b>1998</b>	<b>August 1</b> – The Ministry began providing Family Health Benefits for families who received the Saskatchewan Child Benefit and/or the Saskatchewan Employment Supplement. Family Income Plan recipients became part of Family Health Benefits.
<b>2010</b>	<b>April 1</b> – The number of chiropractic treatments covered for Supplementary Health, Family Health Benefits and Seniors Income Plan recipients was capped at 12 per year.
<b>2014</b>	<b>October 1</b> – Visual field testing was added for Seniors Income Plan recipients.
<b>2017</b>	<b>July 1</b> – Coverage for chiropractic treatments was de-insured ending coverage for Supplementary Health and Family Health Beneficiaries and Seniors' Income Plan recipients.
	<b>July 1</b> – Access to hearing and podiatry services for Supplementary Health and Family Health Beneficiaries and Seniors Income Plan recipients was expanded to the private sector.

# Appendices

## Appendix 5 Saskatchewan Aids to Independent Living (SAIL) Program History

1975	April 1 – SAIL began providing benefits to eligible residents for prosthetic/orthotic devices.
	August 1 – SAIL benefits expanded to provide equipment loans and equipment repairs for all residents of the province.
1976	April 1 – SAIL took over responsibility for: the Paraplegia Program, which covers the cost of incontinence products, medical supplies and select rehabilitation equipment recommended by the attending physician as well as providing grants for home and vehicle modifications; the Cystic Fibrosis Program, which provides drugs and nutritional supplements for certain beneficiaries; and the Chronic End Stage Renal Disease Program, which provides assistance with the cost of necessary medications for certain beneficiaries.
1979-80	The Ostomy and Home Haemophilia programs were added.
1984-85	Coverage expanded to include aids and services required by Saskatchewan residents living with vision loss.
1987	June – The responsibility for the acquisition, distribution and repair of Special Needs Equipment (e.g. wheelchairs, patient lifts, etc.) was transferred to SaskAbilities. SAIL continues to fund the full cost of the program.
	August – Assumed responsibilities for the administration of the Home Oxygen Program from the Drug Plan.
	September – responsibility for the acquisition, distribution and repair of equipment required by Saskatchewan residents living with vision loss was transferred to the Canadian National Institute for the Blind (CNIB). SAIL continues to provide funding to CNIB for delivery of these services.
1996-97	Benefits under the Home Oxygen Program were granted according to certain medical criteria.
2003-04	The Therapeutic Nutritional Products Program was added to assist with the incremental cost associated with using nutritional products in place of a regular diet.
2007	July – The Saskatchewan Children’s Insulin Pump Program was added to assist with the costs of insulin pumps and related supplies for children 17 years of age or younger who have Type 1 diabetes and meet specific medical criteria.
2011	July 1 – Responsibility for the policy and operation of the Phenylketonuria (PKU) Program transferred from the Population Health Branch to the Drug Plan and Extended Benefits Branch.
2012	January 1 – Low protein food was added as a benefit for clients registered on the PKU Program.
	January 1 – The Saskatchewan Children’s Insulin Pump Program, previously for children 17 years of age or younger, was expanded to include individuals who are 25 years of age and under. The program was renamed the Saskatchewan Insulin Pump Program.
	April 1 – Expansion of online billing for eligible ostomy products and supplies covered under the Ostomy Program.
	September 25 – Implementation of online billing for nutritional supplements that are benefits under the Cystic Fibrosis Program.



# Appendices

<b>2013</b>	<b>May 1</b> – The Special Needs Equipment Program replaced all manual hospital beds with electric hospital beds.
	<b>October 1</b> – Night garments and gel sheets were added as new benefits to the Compression Garment Program and the criteria for arm sleeves was expanded to include lower compressions.
	<b>October 4</b> – Implementation of online billing for select medical supplies that are benefits under the Paraplegia Program.
	<b>November 14</b> – Addition of a bariatric home access grant option under the Paraplegia Program.
<b>2014</b>	<b>April 1</b> – Expansion of the Aids to the Blind Program benefit list to include new technology.
	<b>June 1</b> – Addition of craniofacial and palatal prostheses under the Prosthetics and Orthotics Program.
	<b>July 7</b> – Addition of functional electrical stimulation (FES) devices for foot drop under the Prosthetics and Orthotics Program.
	<b>September 10</b> – Addition of tracheostomy and laryngectomy supplies under the Respiratory Equipment Program.
<b>2016</b>	<b>September 1</b> – Addition of insufflation-exsufflation devices under the Respiratory Equipment Program.
<b>2017</b>	<b>May 1</b> - Coverage for low cost orthotics was removed for short-term conditions, such as fractures or sprains. Low cost orthotics continued to be benefits for individuals with coverage under Supplementary Health Benefits and Family Health Benefits.
	<b>October 1</b> – A program fee was introduced to the Continuous Positive Airway Pressure (CPAP) benefit under the Respiratory Equipment Program.
	<b>December 20</b> – Addition of heated humidifier with integrated flow generator devices under the Respiratory Equipment Program for pediatric clients.