


# Saskatchewan Post-Secondary Education Indicators



## Credentials 2019



---

## Saskatchewan Post-Secondary Education Indicators: Credentials

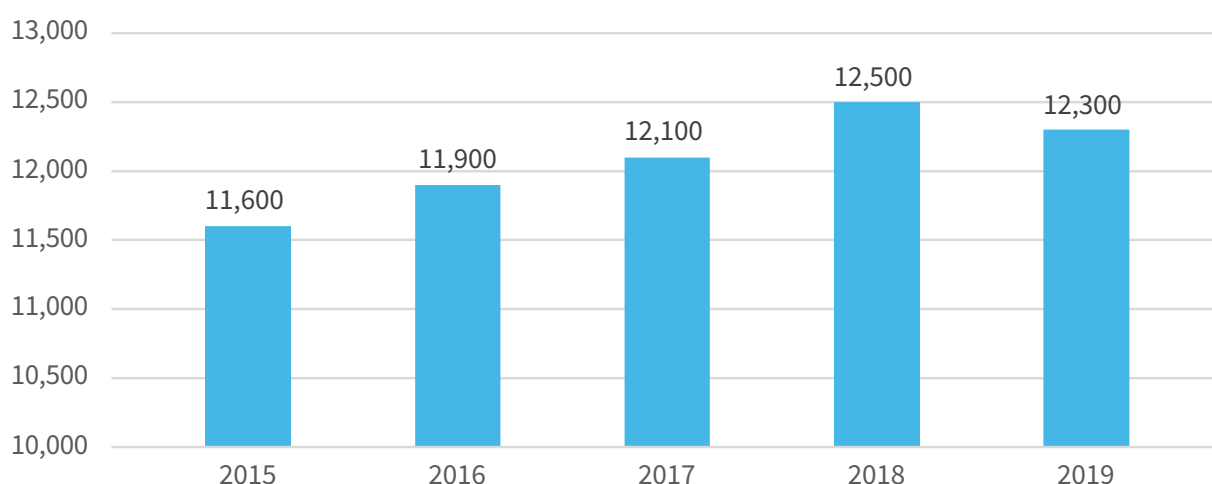
Saskatchewan's post-secondary institutions and the Ministry of Advanced Education are working together to develop and implement the Post-Secondary Education Indicators Project to collect, analyze and report sector-wide post-secondary data. This is the sixth release of data from the project and this release focuses on the numbers of credentials awarded (Degrees, Diplomas and Certificates) to students who have completed post-secondary education in the province.

The project has recently completed a pilot phase that began with the province's three largest institutions – Saskatchewan Polytechnic, the University of Regina, and the University of Saskatchewan and has since been expanded to include the Saskatchewan Indian Institute of Technologies (SIIT). With the inclusion of SIIT, the data in this report covers all credentials awarded by the province's public post-secondary institutions over the past five years.<sup>1</sup> While the majority of graduates took their classes on the main campuses of those four institutions, this data also includes students who took university, Saskatchewan Polytechnic or SIIT programming offered at Saskatchewan's federated and regional colleges, and at Dumont Technical Institute.

### Total Credentials

In 2019, there were nearly 12,300<sup>2</sup> post-secondary credentials awarded by Saskatchewan's public institutions. While this represented a 2% decrease compared to the previous year, since 2015 the number of credentials awarded has increased by 6%.

**Figure 1: Total credentials awarded, 2015 to 2019**



---

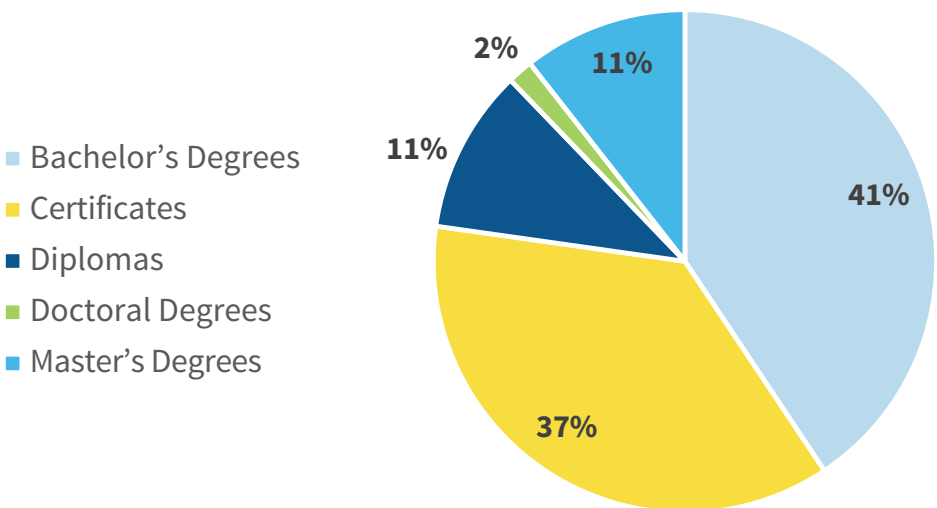
1 This report includes credentials data from SIIT for the first time and for all years from 2015 to 2019. As such, the totals reported here do not match previous reports of the Saskatchewan Post-Secondary Education Indicators Project, which did not include that institution.

2 All credentials awarded figures in this report have been rounded to the nearest 100.

# Credential Types

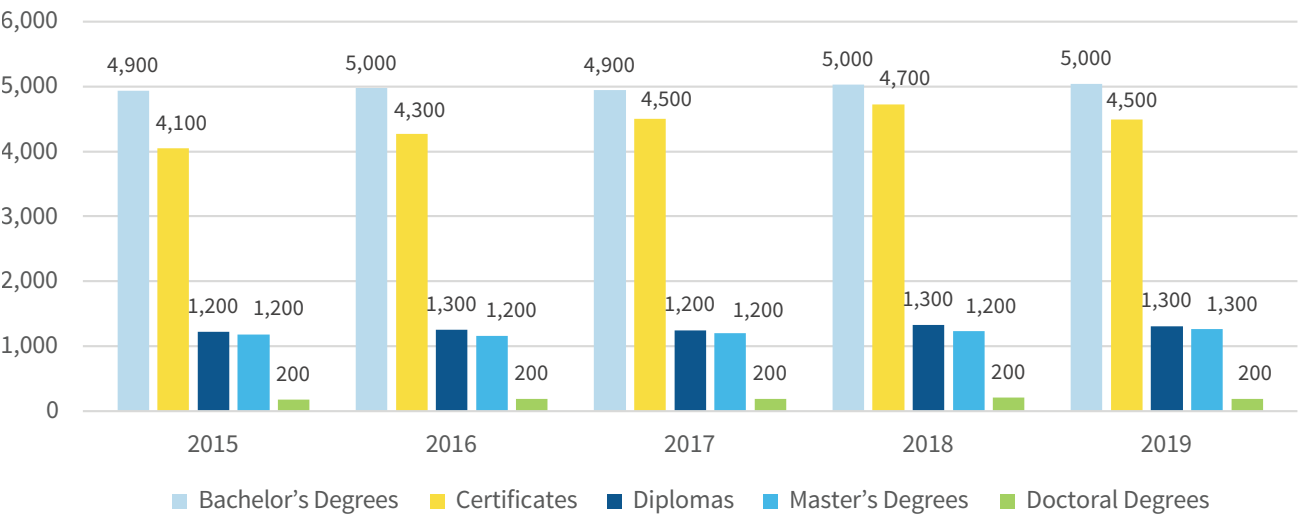
Of the five major types, the most awarded credentials in 2019 were Bachelor's Degrees, followed closely by Certificates, and smaller numbers of Diplomas, Master's Degrees and Doctoral Degrees.

Figure 2: Credentials awarded by type, 2019



Over the past five years, the numbers awarded for all credential types have increased, with the most significant growth coming from Certificates which have increased by 10% since 2015. However, the number of Certificates awarded in 2019 was 200 fewer than in 2018, the only credential type to have decreased over the year and the source of the 2% overall drop in credentials awarded in Saskatchewan.

Figure 3: Credentials awarded by type, 2015-2019

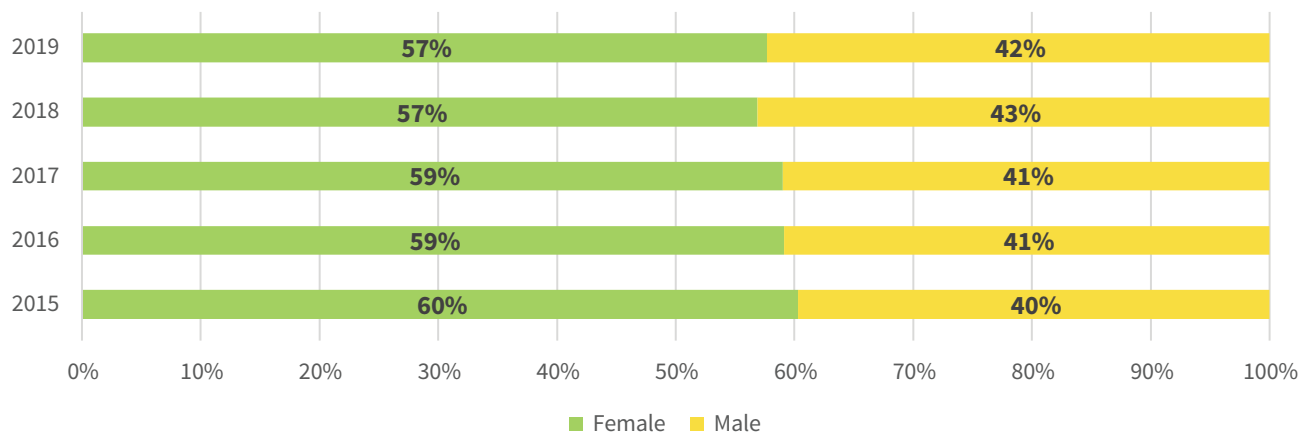


---

## Gender

Significantly more females than males are awarded credentials from public post-secondary institutions in Saskatchewan. However, over the past five years, the share of male graduates as a percentage of total credentials awarded has been increasing.

**Figure 4: Percentages of credentials awarded by gender, 2015 to 2019**

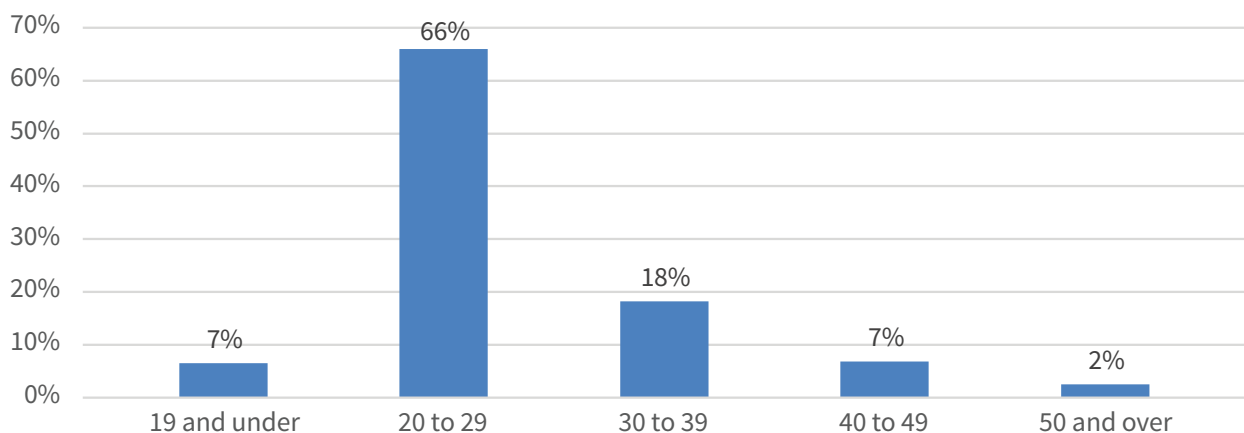


Although the numbers are relatively small (less than 1% of credentials awarded in 2019), the number of graduates who did not self-identify as either male or female has nearly doubled between 2015 and 2019.

## Age

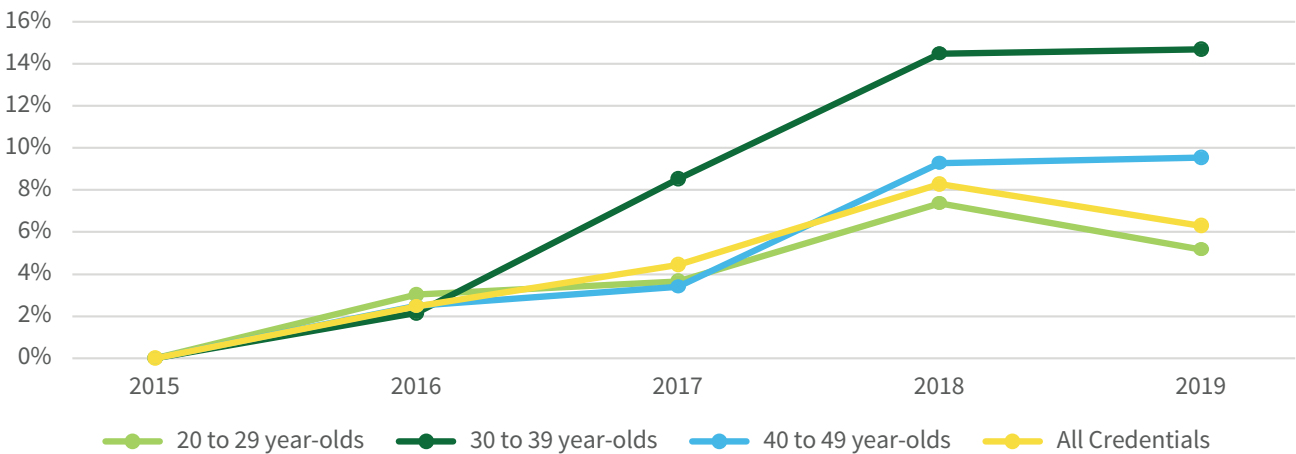
In 2019, the majority (two-thirds) of Saskatchewan post-secondary graduates were in their 20s, followed by those in their 30s (18%) and smaller numbers of those over 40 (9%) and under 20 years of age (7%).

**Figure 5: Percentages of credentials awarded by age group, 2019**



Over the past five years, Saskatchewan has seen significant growth in the numbers of graduates in their 30s (15% increase) and 40s (10% increase), compared to an overall increase of 6% in credentials awarded to all graduates. This suggests that some students are waiting longer to pursue post-secondary education than in the past, or returning to school later in life to acquire additional training and credentials.

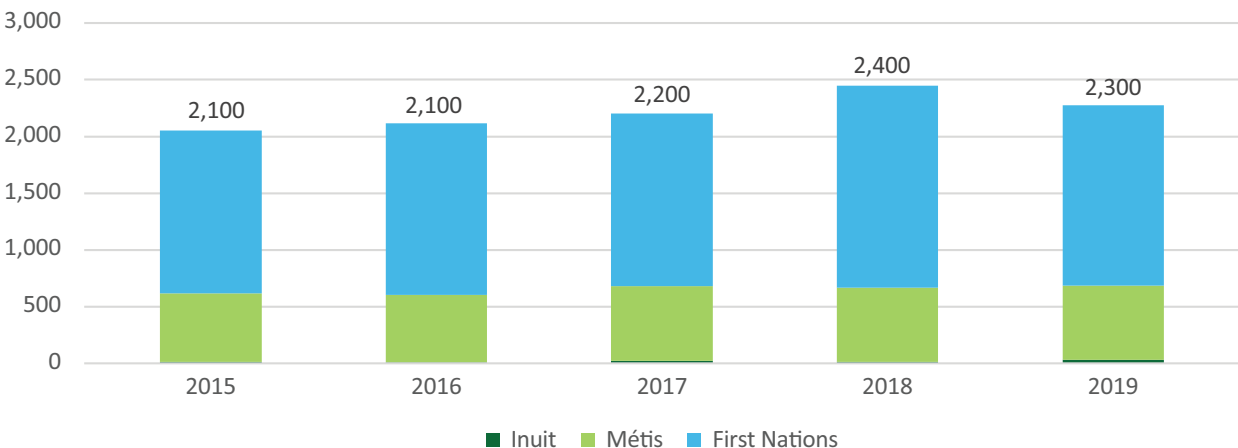
**Figure 6: Growth in credentials awarded by age group, 2015-2019**



## Indigenous Students

In 2019, there were nearly 2,300 credentials awarded by Saskatchewan’s public post-secondary institutions to graduates who self-declared as First Nations, Métis or Inuit, representing 19% of all graduates. Between 2015 and 2019, Saskatchewan has experienced a 10% increase in the number of First Nations, Métis and Inuit students graduating from post-secondary institutions. In 2019, 70% of Indigenous graduates were First Nations, 29% were Métis, and the remaining 1% were Inuit.

**Figure 7: Credentials awarded to Indigenous graduates, 2015 to 2019**

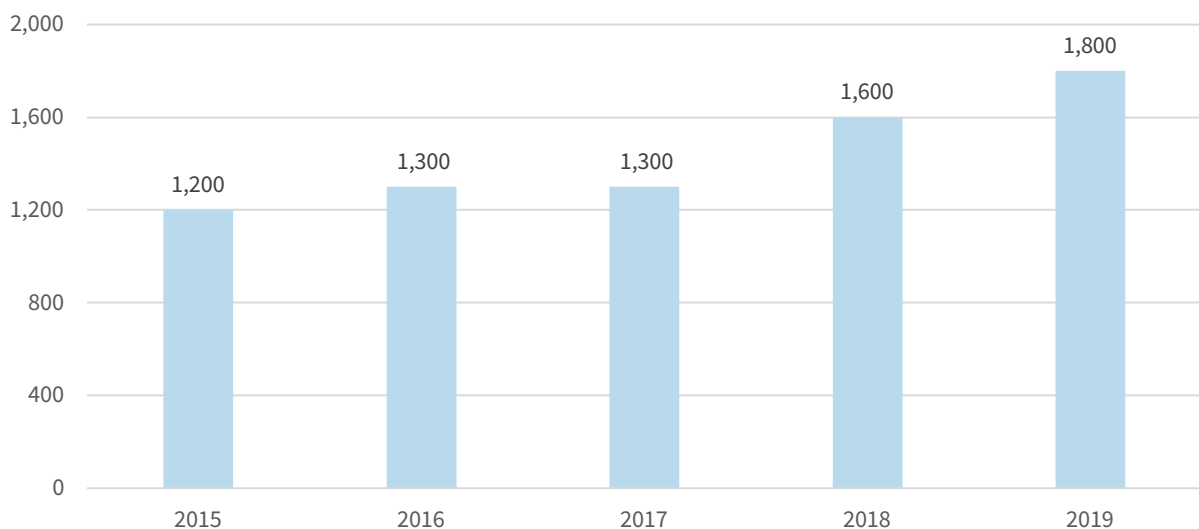


---

## International Students

Between 2018 and 2019, as well as over the past five years, the largest increases in post-secondary credentials awarded in Saskatchewan have been to International student graduates. In 2019, 1,800 credentials were awarded to International graduates compared to 1,600 in 2018 (an annual increase of 13%) and 1,200 in 2015, an increase of 50% over the five-year period.

**Figure 8: Credentials awarded to International graduates, 2015 to 2019**



While Saskatchewan has enjoyed consistent growth in post-secondary credentials awarded over the past five years particularly among International students, it is uncertain whether this growth can be sustained in the short term given the travel restrictions and uncertainties caused by the global COVID-19 health crisis.

---

**Saskatchewan Post-Secondary Education Indicators Project**  
**– Annual Credentials Awarded Data<sup>3</sup>**

	2015	2016	2017	2018	2019
Total Credentials Awarded	11,600	11,900	12,100	12,500	12,300
Female	7,000	7,000	7,100	7,100	7,000
Male	4,600	4,800	4,900	5,400	5,200
Indigenous	2,100	2,100	2,200	2,400	2,300
First Nations	1,400	1,500	1,500	1,800	1,600
Métis	600	600	700	700	700
International	1,200	1,300	1,300	1,600	1,800
Bachelor's	4,900	5,000	4,900	5,000	5,000
Certificate	4,100	4,300	4,500	4,700	4,500
Diploma	1,200	1,300	1,200	1,300	1,300
Doctoral	200	200	200	200	200
Master's	1,200	1,200	1,200	1,200	1,300

---

<sup>3</sup> Due to rounding, graduate demographic and credential type numbers may not add up to Total Credentials Awarded numbers.



# Saskatchewan Post-Secondary Education Indicators

## Credentials 2019

Follow us!

 [facebook.com/SaskatchewanStudents](https://facebook.com/SaskatchewanStudents)

 @SkStudents

 @SkStudents

[saskatchewan.ca](https://saskatchewan.ca)