

APPENDIX C – PlanGrid Task Report

PlanGrid Task Report - Aug 19, 2020

Prepared by James Holtom

Aug 19, 2020

Description

611 tasks in this report.

Contents

#5 Architectural..... 25

#7 Architectural..... 26

#8 Architectural..... 27

#10 Architectural..... 28

#12 Architectural..... 29

#14 Architectural..... 30

#15 Architectural..... 31

#16 Architectural..... 32

#19 Architectural..... 33

#20 Architectural..... 34

#21 Architectural..... 35

#23 Architectural..... 36

#24 Architectural..... 37

#25 Architectural..... 38

#26 Architectural..... 39

#27 Architectural..... 40

#28 Architectural..... 41

#29 Architectural..... 42

#30 Architectural..... 43

#31 Architectural.....	44
#32 Architectural.....	45
#33 Architectural.....	46
#34 Architectural.....	47
#35 Architectural.....	48
#36 Architectural.....	49
#37 Architectural.....	50
#38 Architectural.....	51
#39 Architectural.....	52
#40 Architectural.....	53
#41 Architectural.....	54
#42 Architectural.....	55
#43 Architectural.....	56
#44 Architectural.....	57
#45 Architectural.....	58
#46 Architectural.....	59
#47 Architectural.....	60
#48 Architectural.....	61
#49 Architectural.....	62
#50 Architectural.....	62
#51 Architectural.....	63
#52 Architectural.....	64
#53 Architectural.....	65
#54 Architectural.....	66
#55 Architectural.....	67
#57 Architectural.....	68

#59 Architectural.....	69
#61 Architectural.....	70
#62 Architectural.....	71
#63 Architectural.....	72
#66 Architectural.....	73
#67 Architectural.....	74
#68 Architectural.....	75
#69 Architectural.....	76
#70 Architectural.....	76
#71 Architectural.....	77
#72 Architectural.....	78
#73 Architectural.....	79
#74 Architectural.....	80
#75 Architectural.....	81
#76 Architectural.....	82
#77 Architectural.....	83
#78 Architectural.....	84
#79 Architectural.....	85
#80 Architectural.....	86
#81 Architectural.....	87
#82 Architectural.....	87
#83 Architectural.....	88
#84 Architectural.....	89
#85 Architectural.....	90
#86 Architectural.....	91
#87 Architectural.....	92

#88 Architectural.....	93
#89 Architectural.....	93
#90 Architectural.....	94
#91 Architectural.....	95
#92 Architectural.....	96
#93 Architectural.....	97
#94 Architectural.....	98
#95 Architectural.....	99
#96 Architectural.....	100
#97 Architectural.....	101
#98 Architectural.....	102
#99 Architectural.....	103
#100 Architectural.....	104
#102 Mechanical	105
#104 Architectural.....	106
#105 Architectural.....	107
#107 Architectural.....	108
#108 Architectural.....	108
#109 Architectural.....	109
#110 Architectural	110
#111 Architectural	111
#112 Architectural	112
#113 Architectural	113
#115 Architectural	113
#116 Architectural.....	114
#117 Architectural	115

#119 Architectural 116

#120 Architectural..... 116

#121 Architectural..... 117

#122 Architectural..... 118

#123 Architectural..... 119

#124 Architectural..... 120

#125 Architectural..... 121

#126 Architectural..... 122

#127 Architectural..... 123

#128 Architectural..... 124

#130 Architectural..... 125

#131 Architectural..... 126

#133 Architectural..... 127

#134 Architectural..... 128

#135 Architectural..... 129

#136 Architectural..... 130

#137 Architectural..... 131

#138 Architectural..... 132

#139 Architectural..... 133

#140 Architectural..... 134

#141 Architectural..... 135

#142 Architectural..... 136

#143 Architectural..... 137

#144 Architectural..... 138

#145 Architectural..... 139

#146 Architectural..... 140

#147 Architectural.....	141
#148 Architectural.....	142
#149 Architectural.....	143
#151 Architectural.....	144
#152 Architectural.....	145
#156 Architectural.....	146
#157 Architectural.....	146
#158 Architectural.....	147
#159 Architectural.....	147
#161 Architectural.....	148
#163 Architectural.....	149
#164 Architectural.....	150
#165 Architectural.....	151
#166 Architectural.....	152
#168 Architectural.....	153
#169 Architectural.....	154
#171 Architectural.....	155
#172 Architectural.....	156
#173 Architectural.....	157
#174 Architectural.....	158
#175 Architectural.....	159
#176 Architectural.....	159
#177 Architectural.....	160
#178 Architectural.....	161
#182 Architectural.....	162
#183 Architectural.....	163

#184 Architectural..... 164

#185 Architectural..... 165

#186 Architectural..... 166

#187 Architectural..... 167

#188 Architectural..... 168

#189 Architectural..... 168

#190 Architectural..... 169

#191 Architectural..... 170

#192 Architectural..... 171

#193 Architectural..... 172

#194 Architectural..... 173

#195 Architectural..... 174

#196 Architectural..... 175

#197 Architectural..... 176

#198 Architectural..... 177

#199 Architectural..... 178

#200 Architectural..... 179

#202 Architectural..... 180

#203 Architectural..... 181

#204 Architectural..... 182

#205 Architectural..... 183

#207 Architectural..... 184

#211 Architectural 185

#215 Architectural..... 186

#216 Architectural..... 187

#217 Architectural..... 188

#218 Architectural.....	189
#220 Architectural.....	190
#222 Architectural.....	191
#228 Architectural.....	192
#231 Architectural.....	193
#234 Architectural.....	194
#235 Architectural.....	195
#236 Architectural.....	196
#238 Architectural.....	197
#239 Architectural.....	198
#240 Architectural.....	199
#241 Architectural.....	200
#242 Architectural.....	201
#243 Architectural.....	202
#244 Architectural.....	203
#245 Architectural.....	204
#246 Architectural.....	204
#247 Architectural.....	205
#248 Architectural.....	206
#249 Architectural.....	207
#250 Architectural.....	208
#251 Architectural.....	209
#252 Architectural.....	210
#253 Architectural.....	211
#254 Architectural.....	212
#255 Architectural.....	213

#256 Architectural.....	214
#257 Architectural.....	215
#258 Architectural.....	216
#259 Architectural.....	217
#260 Architectural.....	218
#261 Architectural.....	219
#262 Architectural.....	220
#263 Architectural.....	221
#264 Architectural.....	222
#266 Architectural.....	223
#267 Architectural.....	224
#269 Architectural.....	225
#270 Architectural.....	226
#279 Architectural.....	227
#280 Architectural.....	228
#281 Architectural.....	229
#282 Architectural.....	230
#283 Architectural.....	231
#284 Architectural.....	232
#285 Architectural.....	233
#286 Architectural.....	234
#287 Architectural.....	235
#288 Architectural.....	236
#289 Architectural.....	237
#290 Architectural.....	238
#291 Architectural.....	239

#292 Architectural.....	240
#293 Architectural.....	241
#294 Architectural.....	242
#295 Architectural.....	243
#296 Architectural.....	244
#297 Architectural.....	244
#298 Architectural.....	245
#299 Architectural.....	246
#300 Architectural.....	247
#301 Architectural.....	248
#302 Architectural.....	249
#303 Architectural.....	250
#304 Architectural.....	251
#305 Architectural.....	252
#306 Architectural.....	253
#307 Architectural.....	254
#308 Architectural.....	255
#309 Architectural.....	256
#310 Architectural.....	257
#311 Architectural.....	258
#312 Architectural.....	258
#313 Architectural.....	259
#314 Architectural.....	260
#315 Architectural.....	261
#316 Architectural.....	262
#317 Architectural.....	263

#318 Architectural.....	264
#319 Architectural.....	265
#320 Architectural.....	266
#321 Architectural.....	266
#322 Architectural.....	268
#323 Architectural.....	269
#324 Architectural.....	270
#325 Architectural.....	271
#327 Architectural.....	272
#328 Architectural.....	273
#329 Architectural.....	274
#330 Architectural.....	275
#331 Architectural.....	276
#332 Architectural.....	277
#333 Architectural.....	278
#334 Architectural.....	279
#335 Architectural.....	280
#336 Architectural.....	281
#337 Architectural.....	282
#338 Architectural.....	282
#339 Architectural.....	283
#340 Architectural.....	284
#341 Architectural.....	285
#342 Architectural.....	286
#343 Architectural.....	287
#344 Architectural.....	288

#346 Architectural.....	289
#347 Architectural.....	290
#348 Architectural.....	291
#349 Architectural.....	292
#352 Architectural.....	293
#353 Architectural.....	294
#354 Architectural.....	294
#355 Architectural.....	295
#356 Architectural.....	296
#357 Architectural.....	297
#358 Architectural.....	298
#359 Architectural.....	299
#360 Architectural.....	300
#362 Architectural.....	301
#363 Architectural.....	302
#364 Architectural.....	303
#365 Architectural.....	304
#366 Architectural.....	305
#367 Architectural.....	306
#368 Architectural.....	307
#369 Architectural.....	308
#370 Architectural.....	309
#371 Architectural.....	310
#372 Architectural.....	311
#373 Architectural.....	312
#374 Architectural.....	313

#375 Architectural.....	314
#377 Architectural.....	315
#378 Architectural.....	316
#379 Architectural.....	317
#380 Architectural.....	318
#390 Architectural.....	319
#391 Architectural.....	320
#392 Architectural.....	321
#393 Architectural.....	322
#394 Architectural.....	323
#395 Architectural.....	324
#396 Architectural.....	325
#397 Architectural.....	326
#398 Architectural.....	327
#399 Architectural.....	328
#400 Architectural.....	329
#401 Architectural.....	329
#403 Architectural.....	330
#405 Architectural.....	331
#406 Architectural.....	332
#407 Architectural.....	333
#408 Architectural.....	334
#413 Architectural.....	335
#414 Architectural.....	336
#415 Architectural.....	337
#418 Architectural.....	338

#419 Architectural.....	339
#421 Architectural.....	340
#422 Architectural.....	341
#425 Architectural.....	342
#426 Architectural.....	343
#428 Architectural.....	343
#429 Architectural.....	345
#430 Architectural.....	346
#431 Architectural.....	347
#432 Architectural.....	348
#433 Architectural.....	349
#434 Architectural.....	350
#436 Architectural.....	351
#437 Architectural.....	352
#438 Architectural.....	353
#440 Architectural.....	353
#441 Architectural.....	354
#442 Architectural.....	355
#443 Architectural.....	356
#444 Architectural.....	356
#445 Architectural.....	357
#446 Architectural.....	358
#447 Architectural.....	359
#448 Architectural.....	360
#449 Architectural.....	361
#450 Architectural.....	362

#451 Architectural.....	363
#452 Architectural.....	364
#453 Architectural.....	365
#454 Architectural.....	366
#455 Architectural.....	367
#458 Architectural.....	368
#459 Architectural.....	368
#460 Architectural.....	369
#461 Architectural.....	370
#462 Architectural.....	370
#463 Architectural.....	371
#464 Architectural.....	371
#465 Architectural.....	373
#467 Architectural.....	374
#468 Architectural.....	374
#470 Architectural.....	375
#471 Architectural.....	376
#472 Architectural.....	377
#473 Architectural.....	378
#474 Architectural.....	379
#475 Architectural.....	379
#476 Architectural.....	380
#480 Architectural.....	381
#481 Architectural.....	382
#484 Architectural.....	383
#486 Architectural.....	384

#487 Architectural.....	385
#488 Architectural.....	386
#489 Architectural.....	387
#490 Architectural.....	388
#492 Architectural.....	389
#493 Architectural.....	390
#495 Architectural.....	391
#496 Architectural.....	392
#498 Architectural.....	393
#499 Architectural.....	394
#500 Architectural.....	395
#501 Architectural.....	396
#502 Architectural.....	397
#503 Architectural.....	398
#504 Architectural.....	399
#505 Architectural.....	400
#506 Architectural.....	401
#508 Architectural.....	402
#510 Architectural.....	403
#511 Architectural.....	404
#513 Architectural.....	405
#514 Architectural.....	406
#515 Architectural.....	407
#516 Architectural.....	408
#517 Architectural.....	409
#518 Architectural.....	410

#519 Architectural.....	411
#520 Architectural.....	412
#521 Architectural.....	413
#522 Architectural.....	414
#523 Architectural.....	415
#524 Architectural.....	416
#528 Architectural.....	417
#552 Architectural.....	418
#627 Architectural.....	419
#628 Architectural.....	420
#629 Architectural.....	421
#630 Architectural.....	422
#631 Architectural.....	423
#632 Architectural.....	424
#633 Architectural.....	425
#634 Architectural.....	425
#635 Architectural.....	426
#636 Architectural.....	427
#637 Architectural.....	427
#638 Architectural.....	429
#639 Architectural.....	429
#640 Architectural.....	430
#641 Architectural.....	430
#642 Architectural.....	431
#4 Acoustical Ceiling	431
#3 Building Envelope.....	432

#64 Building Envelope.....	433
#65 Building Envelope.....	434
#384 Building Envelope.....	435
#554 Building Envelope.....	437
#555 Building Envelope.....	438
#556 Building Envelope.....	439
#557 Building Envelope.....	440
#560 Building Envelope.....	441
#561 Building Envelope.....	442
#562 Building Envelope.....	443
#564 Building Envelope.....	444
#565 Building Envelope.....	445
#566 Building Envelope.....	446
#572 Building Envelope.....	447
#573 Building Envelope.....	448
#574 Exterior Doors	449
#575 Building Envelope.....	450
#576 Building Envelope.....	451
#577 Building Envelope.....	452
#578 Building Envelope.....	453
#579 Windows.....	455
#643 Civil.....	456
#644 Civil.....	456
#646 Civil.....	457
#647 Civil.....	458
#655 Civil.....	459

#2 Electrical	460
#17 Electrical	461
#18 Electrical	462
#106 Electrical	463
#170 Electrical	464
#180 Electrical	465
#237 Electrical	466
#272 Electrical	467
#376 Electrical	468
#383 Electrical	469
#402 Electrical	470
#409 Electrical	471
#423 Electrical	472
#456 Electrical	473
#569 Electrical	473
#581 Electrical	474
#582 Electrical	474
#583 Electrical	474
#584 Electrical	476
#585 Electrical	476
#586 Electrical	477
#587 Electrical	477
#588 Electrical	477
#589 Electrical	479
#590 Electrical	479
#591 Electrical	480

#592 Electrical	481
#593 Electrical	481
#594 Electrical	482
#596 Electrical	483
#597 Electrical	484
#600 Electrical	485
#601 Electrical	486
#602 Electrical	487
#603 Electrical	488
#604 Electrical	489
#605 Electrical	490
#606 Electrical	491
#607 Electrical	492
#608 Electrical	493
#609 Electrical	494
#610 Electrical	495
#611 Electrical	496
#612 Electrical	497
#613 Electrical	498
#614 Electrical	498
#615 Electrical	499
#616 Electrical	500
#617 Electrical	501
#618 Electrical	502
#619 Electrical	503
#620 Electrical	504

#621 Electrical	505
#622 Electrical	506
#623 Electrical	507
#624 Electrical	508
#625 Electrical	509
#645 Landscape	510
#648 Landscape	511
#649 Landscape	512
#650 Landscape	513
#651 Landscape	514
#652 Landscape	515
#653 Landscape	516
#654 Landscape	517
#656 Landscape	518
#657 Landscape	519
#658 Landscape	520
#1 Mechanical	520
#9 Mechanical	521
#13 Mechanical	521
#22 Mechanical	522
#103 Mechanical	523
#114 Mechanical	524
#132 Mechanical	525
#154 Mechanical	526
#162 Mechanical	527
#167 Mechanical	528

#181 Mechanical	529
#201 Mechanical	530
#206 Mechanical	531
#208 Mechanical	532
#209 Mechanical	533
#212 Mechanical	534
#213 Mechanical	534
#219 Mechanical	535
#221 Mechanical	536
#223 Mechanical	537
#225 Mechanical	538
#226 Mechanical	538
#227 Mechanical	539
#229 Mechanical	540
#230 Mechanical	541
#232 Mechanical	542
#233 Mechanical	543
#265 Mechanical	544
#271 Mechanical	545
#273 Mechanical	545
#278 Mechanical	547
#350 Mechanical	548
#361 Mechanical	548
#381 Mechanical	550
#382 Mechanical	550
#385 Mechanical	552

#386 Mechanical	554
#389 Mechanical	554
#404 Mechanical	555
#411 Mechanical	556
#412 Mechanical	557
#416 Mechanical	558
#417 Mechanical	559
#420 Mechanical	559
#424 Mechanical	561
#427 Mechanical	562
#435 Mechanical	563
#439 Mechanical	564
#457 Mechanical	565
#466 Mechanical	566
#477 Mechanical	567
#478 Mechanical	568
#482 Mechanical	569
#483 Mechanical	570
#485 Mechanical	571
#491 Mechanical	572
#507 Mechanical	573
#509 Mechanical	574
#512 Mechanical	575
#525 Mechanical	576
#526 Mechanical	578
#529 Mechanical	578

#530 Mechanical	580
#531 Mechanical	581
#534 Mechanical	582
#536 Mechanical	583
#538 Mechanical	583
#540 Mechanical	585
#541 Mechanical	586
#543 Mechanical	586
#544 Mechanical	587
#545 Mechanical	588
#548 Mechanical	588
#553 Mechanical	590
#11 Structural	591
#527 Building Envelope.....	592
#558 Building Envelope.....	593
#563 Building Envelope.....	594
#567 Building Envelope.....	596
#568 Building Envelope.....	597
#571 Building Envelope.....	598
#626 Building Envelope.....	599

#5 Architectural

Status

Open

Location

A101

Description

Mouldy drywall, was it appropriate?

#7 Architectural

Status

Open

Location

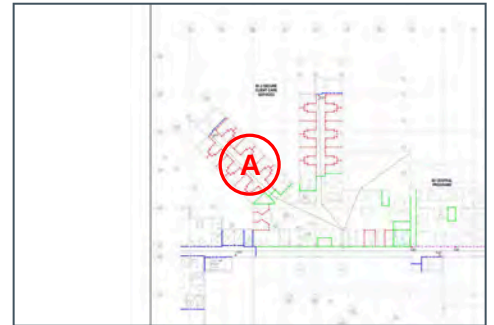
E2-139

Description

Paper face of drywall delaminating within corridor. Identified numerous times within corridor. Photo Located outside E2-139.

Sheet

A00-05



Photos



20200218_093846_photo

James Holtom

Feb 18, 2020 9:38 AM



20200218_093846_photo_edited

James Holtom

Feb 18, 2020 9:38 AM

#8 Architectural

Status

Open

Location

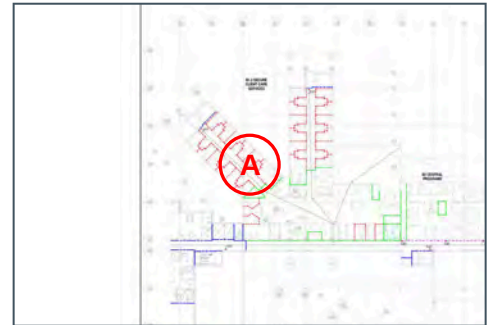
E2-152A

Description


Screw missing within hinge of E2-152A.

Sheet

A00-05




Photos



20200218_094548_photo

James Holtom

Feb 18, 2020 9:45 AM



20200218_094548_photo_edited

James Holtom

Feb 18, 2020 9:45 AM

#10 Architectural

Status

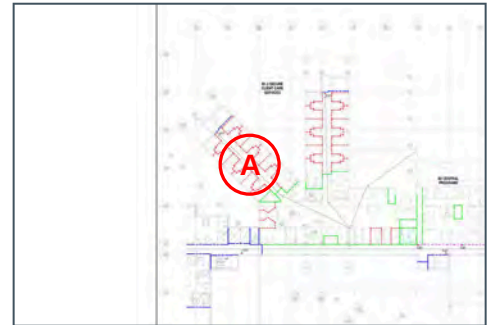
Open

Sheet

A00-05

Description

E2-140. Outside of room in access panel. Insulation is loosely installed. Needs to be tight for sound attenuation and insulation.



Photos



20200218_095327_photo

James Holtom

Feb 18, 2020 9:53 AM



20200218_095110_photo

James Holtom

Feb 18, 2020 9:51 AM

#12 Architectural

Status

Open

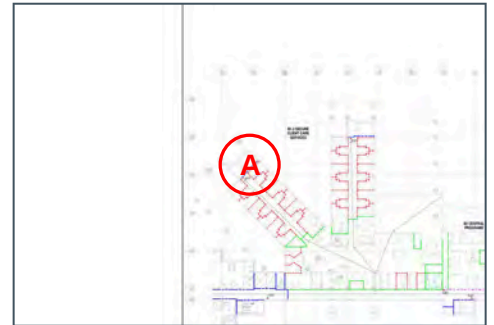
Sheet

A00-05

Description

Stairwell. Stringer not against wall. Maintenance concern.
Drywall not connected to stringer.

Concrete not finished to wall.



Photos



20200218_102300_photo

James Holtom

Feb 18, 2020 10:23 AM



20200218_100422_photo

James Holtom

Feb 18, 2020 10:04 AM



20200218_100400_photo

James Holtom

Feb 18, 2020 10:04 AM



20200218_100347_photo

James Holtom

Feb 18, 2020 10:03 AM

#14 Architectural

Status

Open

Location

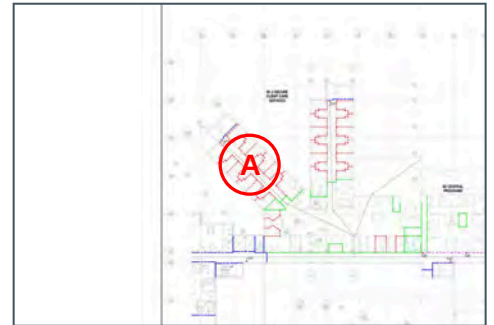
D-E2-151

Description

Door sweeps not installed properly. Gaps within the hinge and sweeps. E2-151

Sheet

A00-05



Photos



20200218_101726_photo

James Holtom

Feb 18, 2020 10:17 AM



20200218_101713_photo

James Holtom

Feb 18, 2020 10:17 AM



20200218_101703_photo

James Holtom


Feb 18, 2020 10:17 AM



20200218_101650_photo

James Holtom

Feb 18, 2020 10:16 AM



20200218_101633_photo

James Holtom

Feb 18, 2020 10:16 AM

#15 Architectural

Status

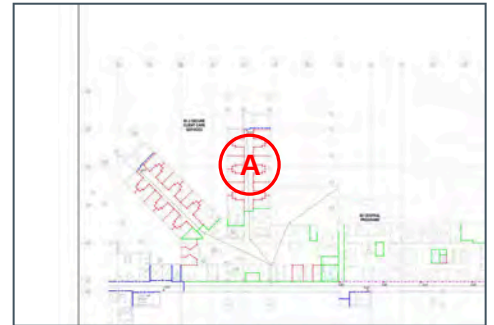
Open

Sheet


A00-05

Description

Hallway - discolouration in the flooring. Defect or maybe a stain?



Photos



20200218_102546_photo

James Holtom

Feb 18, 2020 10:25 AM

#16 Architectural

Status

Open

Sheet

A00-05

Description

Insulation against valve.
Condensation and mould
concern. Outside E2-171



Photos



20200218_103007_photo

James Holtom

Feb 18, 2020 10:30 AM

#19 Architectural

Status

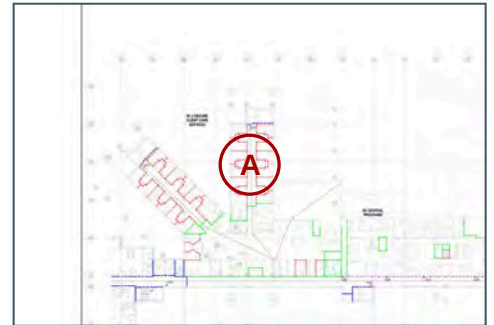
Open

Sheet


A00-05

Description

Signs of water damage in ceiling tiles



Photos



20200218_101939_photo

James Holtom

Feb 18, 2020 10:19 AM

#20 Architectural


Status
Open

Sheet
A00-05


Description
Floor stain



Photos



20200218_102551_photo
James Holtom
Feb 18, 2020 10:25 AM



20200218_102535_photo
James Holtom
Feb 18, 2020 10:25 AM

#21 Architectural

Status

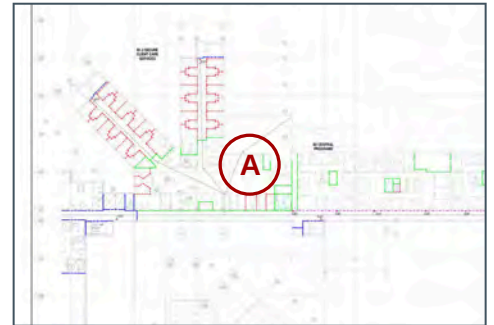
Open

Sheet

A00-05

Description

Missing wall protection in lounge area w2218



Photos



20200218_103801_photo

James Holtom

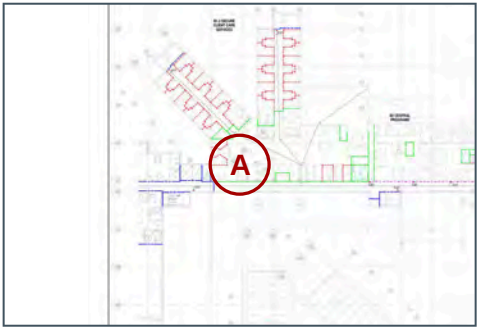
Feb 18, 2020 10:38 AM

#23 Architectural


Status
Open

Sheet
A00-05

Description
Door/.floor level



Photos



20200218_093504_photo
James Holtom
Feb 18, 2020 9:35 AM

#24 Architectural

Status

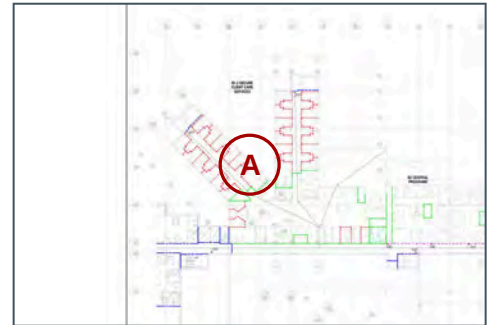
Open

Sheet


A00-05

Description

Infection control issue



Photos



20200218_093736_photo

James Holtom

Feb 18, 2020 9:37 AM

#25 Architectural

Status

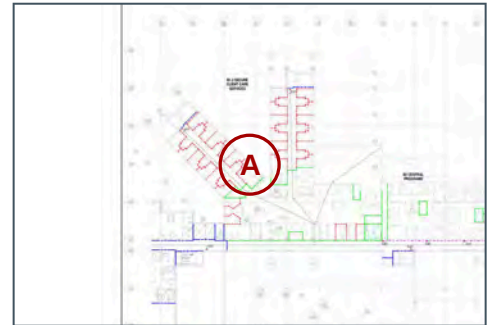
Open

Sheet

A00-05

Description

No corner guard, millwork counter not fitting correctly



Photos



20200218_093843_photo

James Holtom

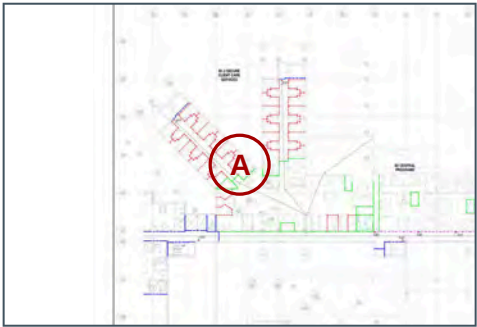
Feb 18, 2020 9:38 AM

#26 Architectural

Status
Open

Sheet
A00-05

Description
Potential ligature issue



Photos



20200218_094010_photo
James Holtom
Feb 18, 2020 9:40 AM

#27 Architectural

Status

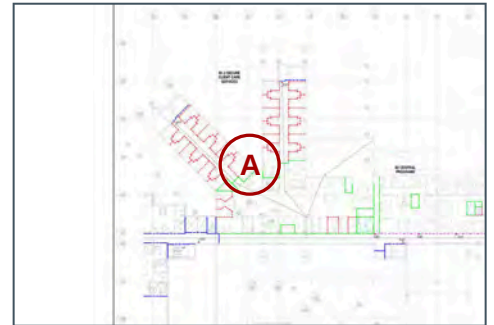
Open

Sheet


A00-05

Description

No caulking - possible infection control



Photos



20200218_094111_photo

James Holtom

Feb 18, 2020 9:41 AM

#28 Architectural

Status

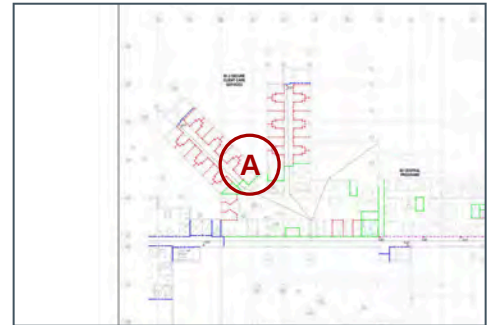
Open

Sheet

A00-05

Description

No trim or proper sealant,
possible infection control weak
point



Photos



20200218_094253_photo

James Holtom

Feb 18, 2020 9:42 AM

#29 Architectural

Status

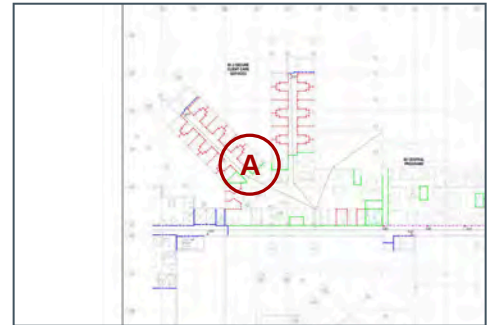
Open

Sheet


A00-05

Description

Potential Ligature issue



Photos



20200218_094631_photo

James Holtom

Feb 18, 2020 9:46 AM

#30 Architectural

Status

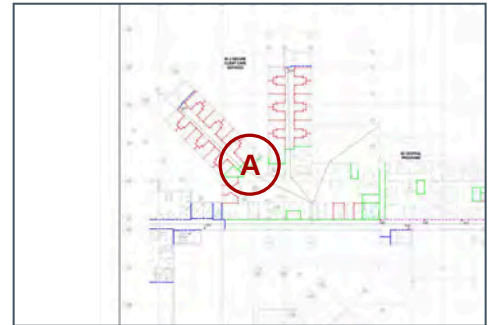
Open

Sheet


A00-05

Description

Anti ligature potential



Photos



20200218_094709_photo

James Holtom

Feb 18, 2020 9:47 AM

#31 Architectural

Status

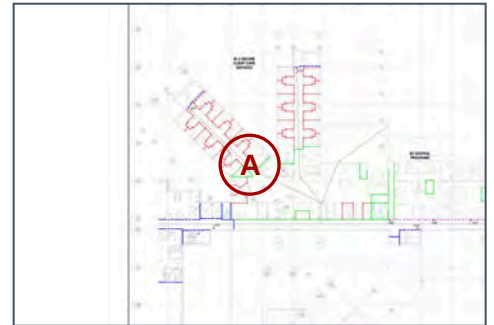
Open

Sheet

A00-05

Description

Red tape used for fire seal,
appropriate material?



Photos



20200218_094854_photo

James Holtom

Feb 18, 2020 9:48 AM

#32 Architectural

Status

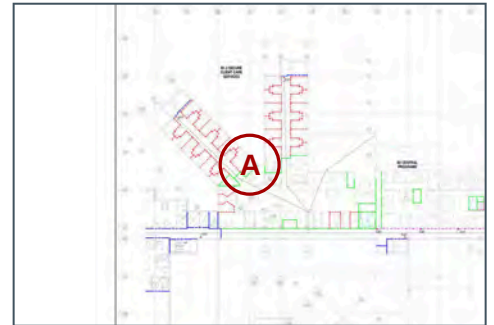
Open

Description

Potential ligature issue

Sheet

A00-05



Photos



20200218_095030_photo

James Holtom

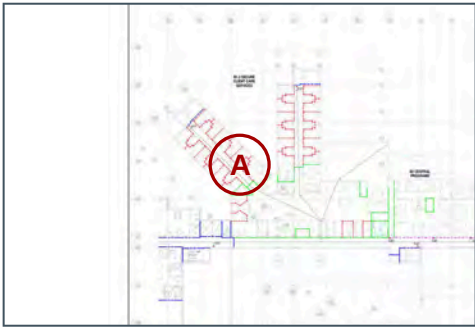
Feb 18, 2020 9:50 AM

#33 Architectural


Status
Open

Sheet
A00-05

Description
Ligature potential



Photos



20200218_095617_photo
James Holtom
Feb 18, 2020 9:56 AM

#34 Architectural

Status

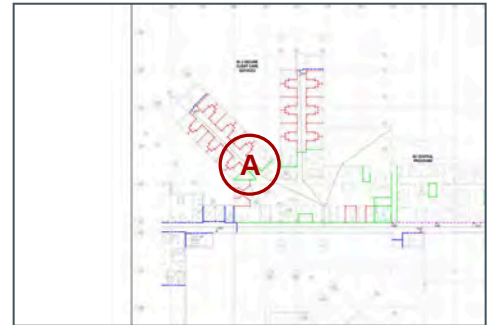
Open

Sheet


A00-05

Description

Tabard workmanship issue



Photos



20200218_095730_photo

James Holtom

Feb 18, 2020 9:57 AM

#35 Architectural

Status

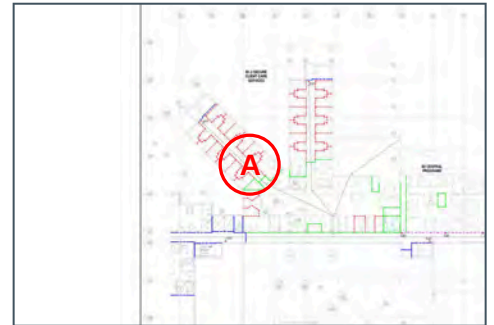
Open

Sheet

A00-05

Description

Wall protection meet spec?



Photos



20200218_095912_photo

James Holtom

Feb 18, 2020 9:59 AM

#36 Architectural

Status

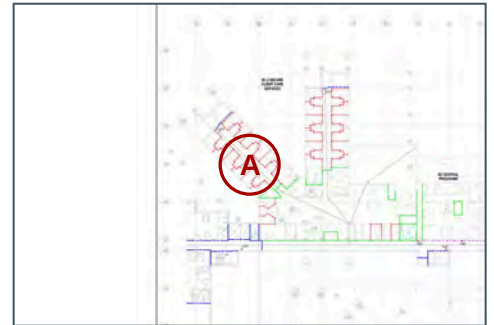
Open

Sheet

A00-05

Description

No fire rating evident to door or
kon-bon door



Photos



20200218_100239_photo

James Holtom

Feb 18, 2020 10:02 AM

#37 Architectural

Status

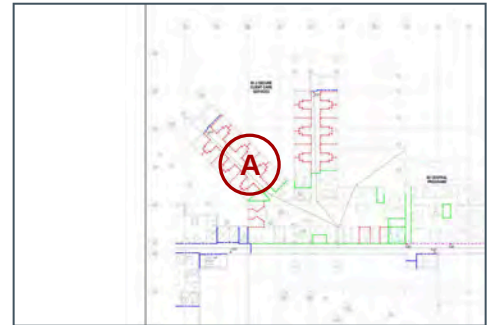
Open

Sheet

A00-05

Description

Reason for brush seal, no acoustic properties gained



Photos



20200218_100348_photo

James Holtom

Feb 18, 2020 10:03 AM

#38 Architectural

Status

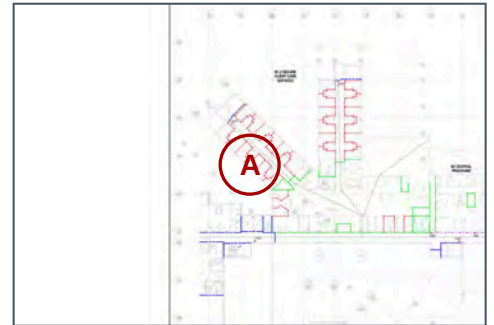
Open

Sheet


A00-05

Description

Infection control issue lack of caulking



Photos



20200218_100542_photo

James Holtom

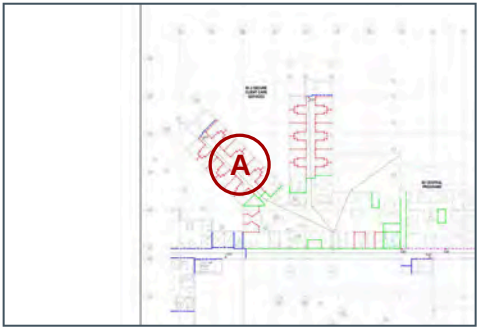
Feb 18, 2020 10:05 AM

#39 Architectural

Status
Open

Sheet
A00-05

Description
No smoke separation



Photos



20200218_100735_photo
James Holtom
Feb 18, 2020 10:07 AM

#40 Architectural

Status

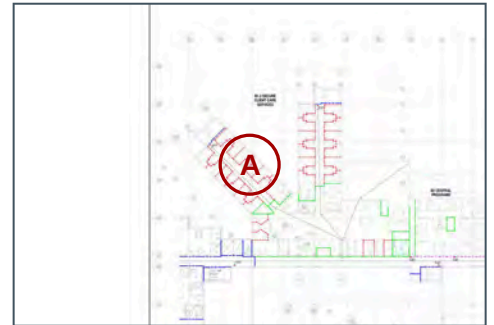
Open

Sheet


A00-05

Description

Sharp edges to wall protection,
no trim fitted



Photos



20200218_100944_photo

James Holtom

Feb 18, 2020 10:09 AM

#41 Architectural

Status

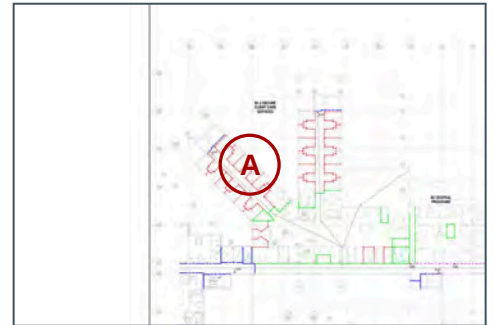
Open

Sheet

A00-05

Description

Wall protection bubbling off, leak to the soap holder



Photos



20200218_101100_photo

James Holtom

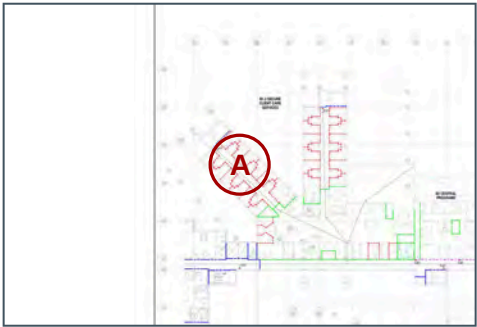
Feb 18, 2020 10:11 AM

#42 Architectural


Status
Open

Sheet
A00-05

Description
Something is not level



Photos



20200218_101336_photo
James Holtom
Feb 18, 2020 10:13 AM

#43 Architectural

Status

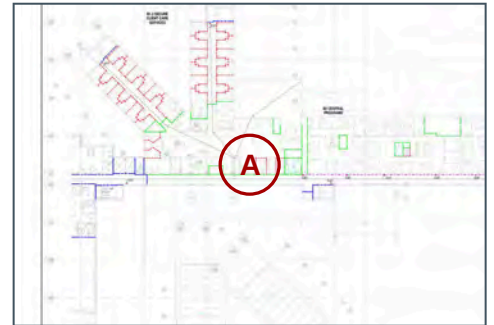
Open

Sheet

A00-05

Description

Wall protection not sealed to base



Photos



20200218_122255_photo

James Holtom

Feb 18, 2020 12:22 PM

#44 Architectural


Status
Open

Sheet
A00-05

Description
Gap to door



Photos



20200218_102101_photo
James Holtom
Feb 18, 2020 10:21 AM

#45 Architectural

Status

Open

Sheet


A00-05

Description

Gap to stringer



Photos



20200218_102231_photo

James Holtom

Feb 18, 2020 10:22 AM

#46 Architectural

Status

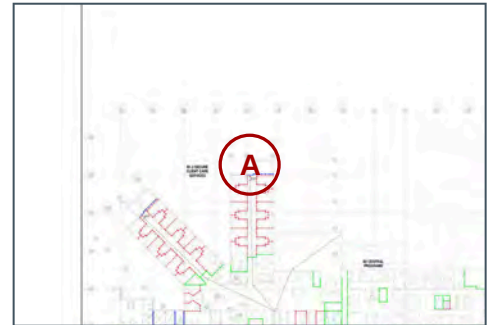
Open

Sheet


A00-05

Description

Fire separations? Stair was colder than the rest of the building



Photos



20200218_102325_photo

James Holtom

Feb 18, 2020 10:23 AM

#47 Architectural

Status

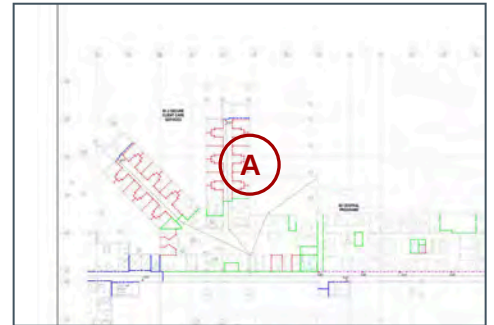
Open

Sheet

A00-05

Description

No window sill, check project requirements



Photos



20200218_102749_photo

James Holtom

Feb 18, 2020 10:27 AM

#48 Architectural

Status

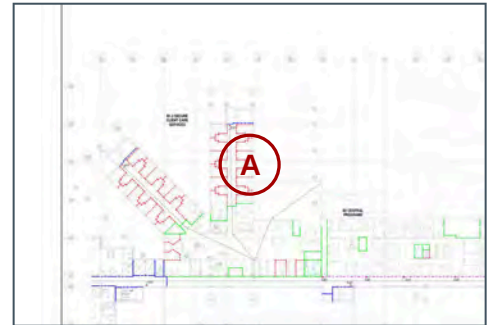
Open

Sheet


A00-05

Description

Infection control issue with gaps



Photos



20200218_102842_photo

James Holtom

Feb 18, 2020 10:28 AM

#49 Architectural

Status

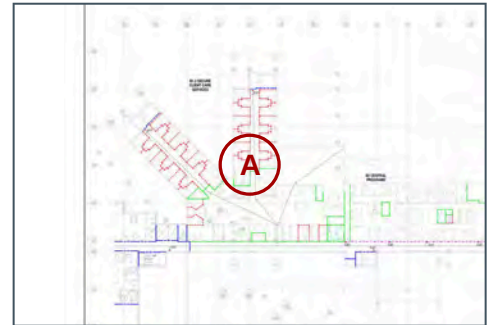
Open

Description


No isolation to door bottom

Sheet

A00-05



Photos



20200218_103152_photo

James Holtom

Feb 18, 2020 10:31 AM

#50 Architectural

Status

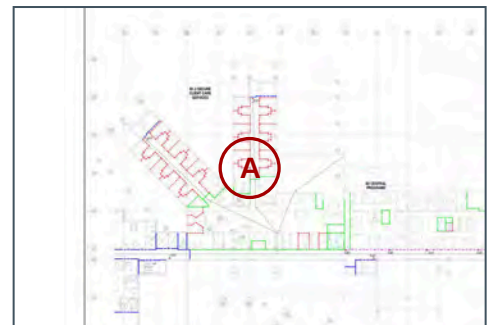
Open

Description

No seal to door bottom

Sheet

A00-05



#51 Architectural

Status

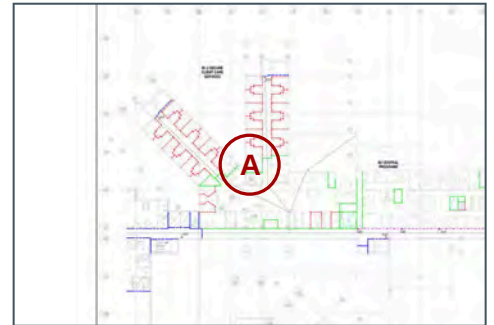
Open

Sheet

A00-05

Description

Sharp corner, should they be rounded?



Photos



20200218_103532_photo

James Holtom

Feb 18, 2020 10:35 AM

#52 Architectural

Status

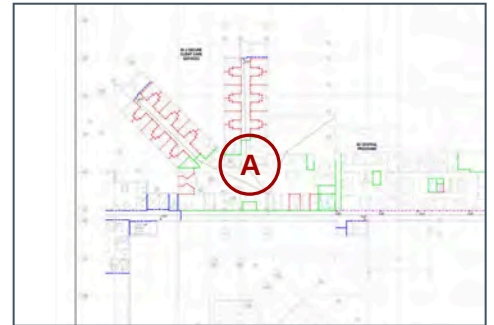
Open

Sheet


A00-05

Description

General issue with lack of sealant, infection control potential issue



Photos



20200218_104051_photo

James Holtom

Feb 18, 2020 10:40 AM

#53 Architectural

Status

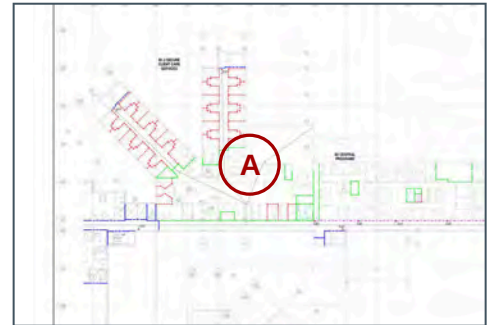
Open

Sheet


A00-05

Description

Contract requirement for sills?



Photos



20200218_104328_photo

James Holtom

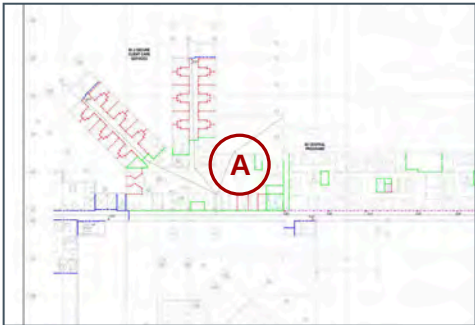
Feb 18, 2020 10:43 AM

#54 Architectural

Status
Open

Sheet
A00-05

Description
Appropriate wall protection?



Photos



20200218_104543_photo
James Holtom
Feb 18, 2020 10:45 AM

#55 Architectural

Status

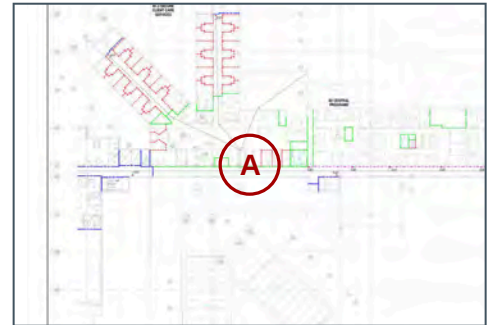
Open

Sheet


A00-05

Description

Gap to bottom of door



Photos



20200218_122324_photo

James Holtom

Feb 18, 2020 12:23 PM

#57 Architectural

Status

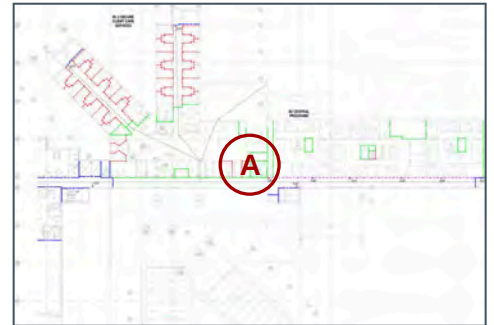
Open

Sheet


A00-05

Description

Base not secured to wall



Photos



20200218_122806_photo

James Holtom

Feb 18, 2020 12:28 PM

#59 Architectural

Status

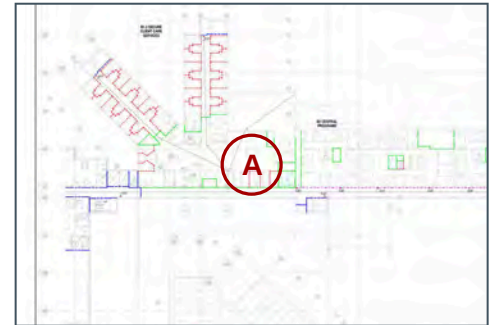
Open

Sheet


A00-05

Description

Fire rating penetrations may not all be fire caulked to meet smoke separation requirements



Photos



20200218_123106_photo

James Holtom

Feb 18, 2020 12:31 PM



20200218_123051_photo

James Holtom

Feb 18, 2020 12:30 PM

#61 Architectural

Status

Open

Sheet

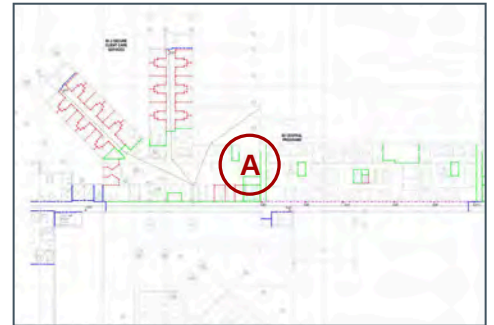
A00-05

Location


E2-124

Description

Base bubbled out



Photos



20200218_123713_photo

James Holtom

Feb 18, 2020 12:37 PM

#62 Architectural

Status

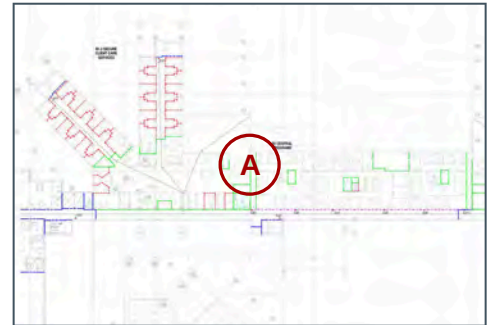
Open

Sheet


A00-05

Description

Chair rail would assist, confirm requirements



Photos



20200218_123730_photo

James Holtom

Feb 18, 2020 12:37 PM

#63 Architectural

Status

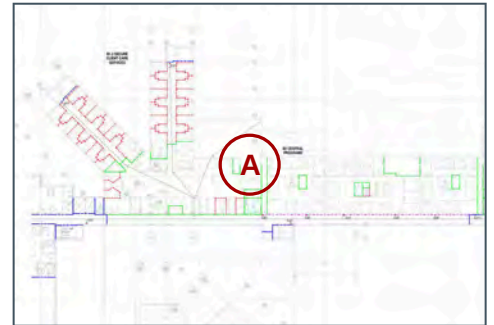
Open

Sheet

A00-05

Description

No sills



Photos



20200218_123803_photo

James Holtom

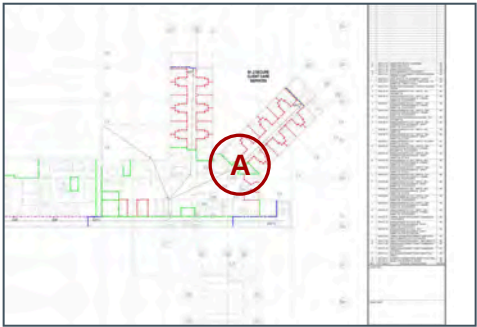
Feb 18, 2020 12:38 PM

#66 Architectural


Status
Open

Sheet
A00-05


Description
No fire label evident to door,
only frame.



Photos



20200218_124826_photo
James Holtom
Feb 18, 2020 12:48 PM



20200218_124715_photo
James Holtom
Feb 18, 2020 12:47 PM

#67 Architectural

Status

Open

Sheet

A00-05

Location

D-E2-ST13

Description

Gap between stringer and wall greater than 100mm



Photos



20200218_125526_photo

James Holtom

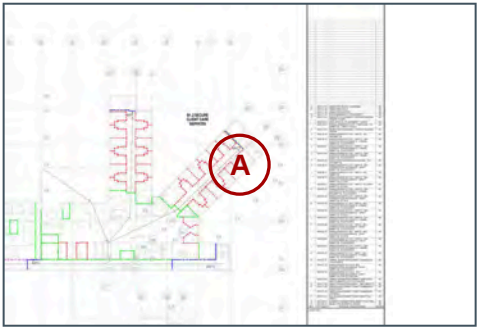
Feb 18, 2020 12:55 PM

#68 Architectural

Status
Open

Sheet
A00-05

Description
Lip to floor drain, should be flush



Photos



20200218_130104_photo
James Holtom
Feb 18, 2020 1:01 PM

#69 Architectural

Status

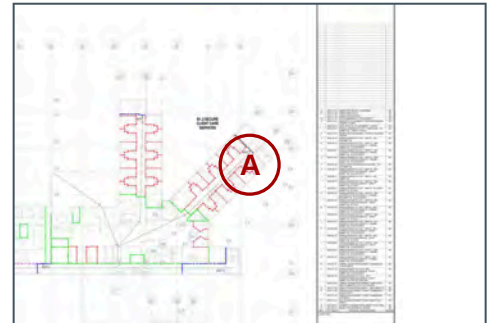
Open

Sheet


A00-05

Description

May be evidence of moisture behind



Photos



20200218_130223_photo

James Holtom

Feb 18, 2020 1:02 PM

#70 Architectural

Status

Open

Sheet

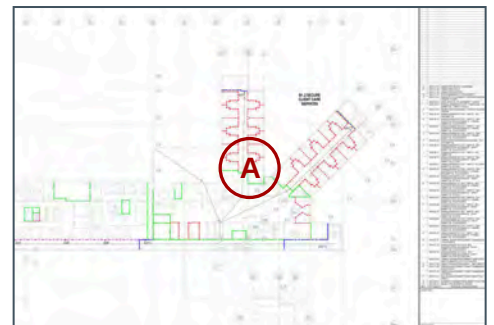
A00-05

Location

E2-466

Description

Generally, use of sweeps inconsistent and inadequately provided



#71 Architectural

Status

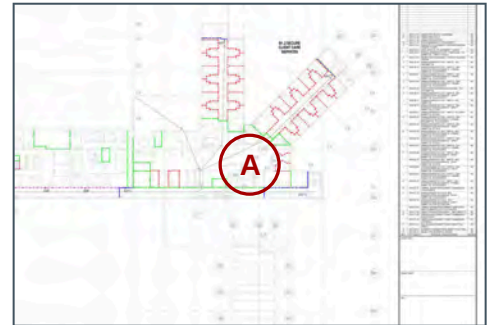
Open

Sheet

A00-05

Description

At main desk - bumpers should be provided for gates. Veneer delaminating.



Photos



20200218_131239_photo

James Holtom

Feb 18, 2020 1:12 PM

#72 Architectural

Status

Open

Sheet


A00-05

Description

Frame is rated door rating not evident



Photos



20200218_131509_photo

James Holtom

Feb 18, 2020 1:15 PM

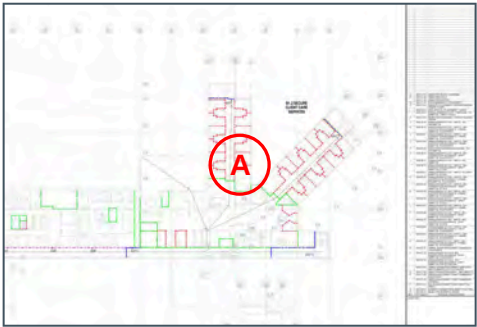
#73 Architectural

Status
Open


Sheet
A00-05

Location
E2-456


Description
Wall covering peeling off.
E2-456



Photos



20200218_131659_photo
James Holtom
Feb 18, 2020 1:16 PM



20200218_131607_photo
James Holtom
Feb 18, 2020 1:16 PM



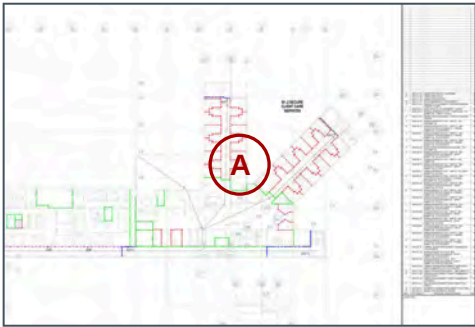
20200218_131607_photo_edited
James Holtom
Feb 18, 2020 1:16 PM

#74 Architectural


Status
Open

Sheet
A00-05

Description
May be evidence of a leak



Photos



20200218_131704_photo
James Holtom
Feb 18, 2020 1:17 PM

#75 Architectural

Status

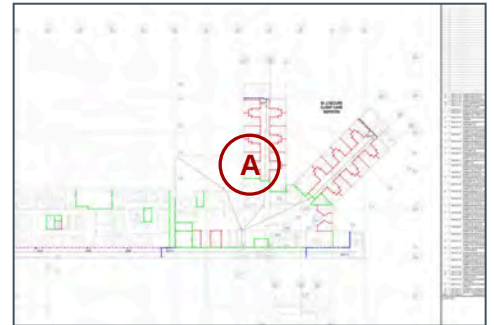
Open

Sheet


A00-05

Description

May be evidence of a leak



Photos



20200218_131837_photo

James Holtom

Feb 18, 2020 1:18 PM

#76 Architectural

Status

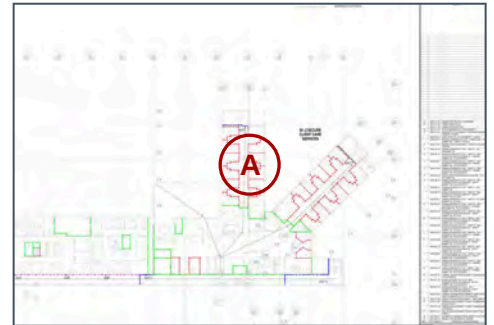
Open

Sheet


A00-05

Description

Corner guard required?



Photos



20200218_132050_photo

James Holtom

Feb 18, 2020 1:20 PM

#77 Architectural

Status

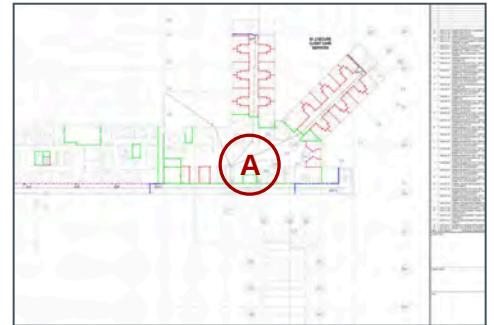
Open

Sheet


A00-05

Description

Confirm limitations for infection control



Photos



20200218_132700_photo

James Holtom

Feb 18, 2020 1:27 PM

#78 Architectural

Status

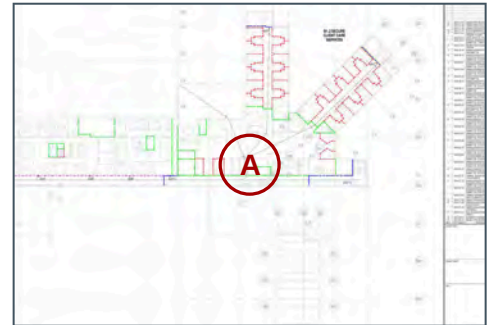
Open

Sheet

A00-05

Description

Single compartment sink suitable?



Photos



20200218_132817_photo

James Holtom

Feb 18, 2020 1:28 PM

#79 Architectural

Status

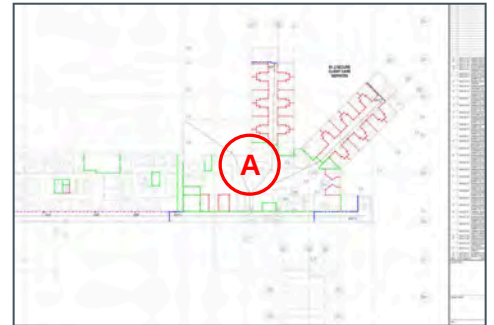
Open

Sheet


A00-05

Description

Construction marks left.




Photos



20200218_132821_photo

James Holtom

Feb 18, 2020 1:28 PM



20200218_132821_photo_edited

James Holtom

Feb 18, 2020 1:28 PM

#80 Architectural

Status

Open

Sheet

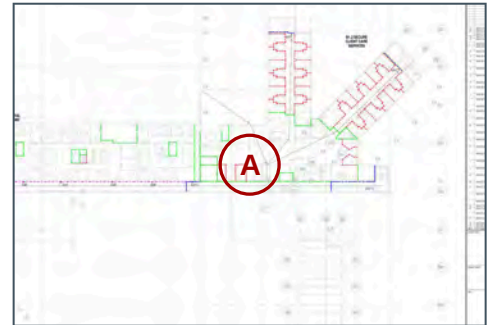
A00-05

Location


E2-403B

Description

Gap between safety flooring and
lvt at transition



Photos



20200218_133351_photo

James Holtom

Feb 18, 2020 1:33 PM

#81 Architectural

Status

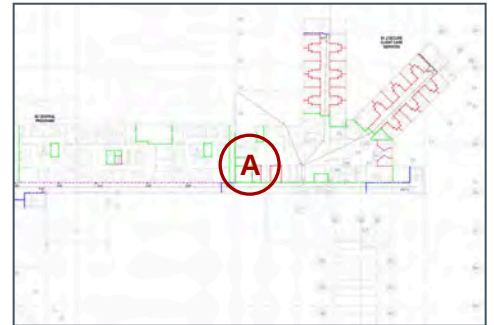
Open

Description


Flooring should have been replaced and not repaired

Sheet

A00-05



Photos



20200218_133412_photo

James Holtom

Feb 18, 2020 1:34 PM

#82 Architectural

Status

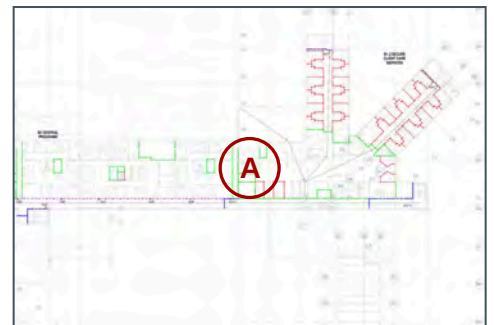
Open

Description

Occupancy sensor? Lights didn't come on

Sheet

A00-05



#83 Architectural

Status

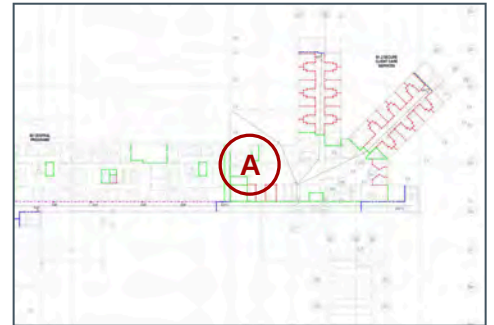
Open

Sheet


A00-05

Description

Tile appears to have been painted



Photos



20200218_133748_photo

James Holtom

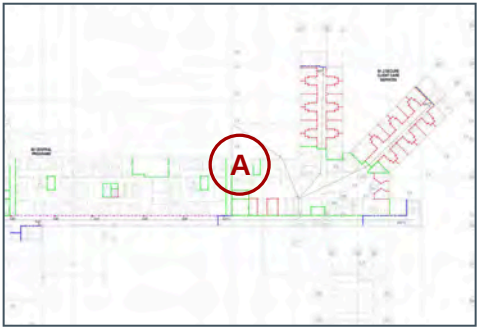
Feb 18, 2020 1:37 PM

#84 Architectural

Status
Open

Sheet
A00-05

Description
Sills required?



Photos



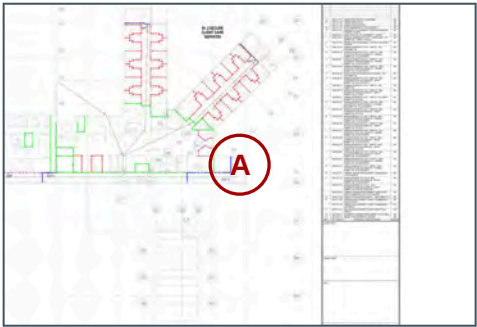
20200218_133826_photo
James Holtom
Feb 18, 2020 1:38 PM

#85 Architectural

Status
Open

Sheet
A00-05

Description
Limited sprinkler coverage, one head noted near door in picture but none on the half landing or under the stairs




Photos



20200218_134315_photo
James Holtom
Feb 18, 2020 1:43 PM



20200218_134303_photo
James Holtom
Feb 18, 2020 1:43 PM



20200218_134254_photo
James Holtom
Feb 18, 2020 1:42 PM

#86 Architectural

Status

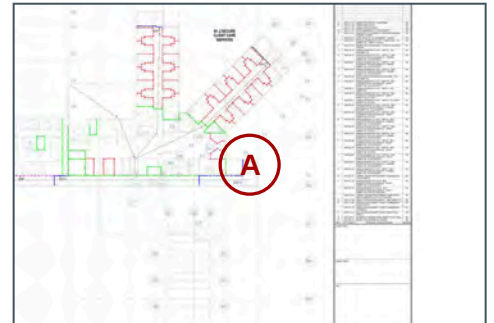
Open

Sheet


A00-05

Description

Lack of sprinklers throughout stairwell. Only 2.



Photos



20200218_134533_photo

James Holtom

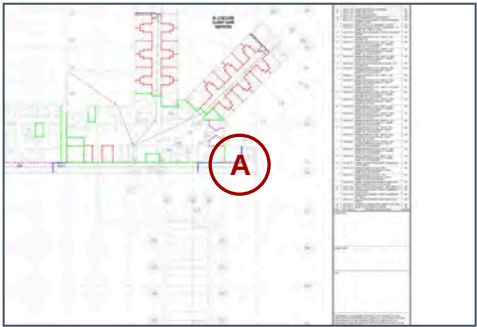
Feb 18, 2020 1:45 PM

#87 Architectural


Status
Open

Sheet
A00-05


Description
Door frame drywall thickness



Photos



20200218_134648_photo
James Holtom
Feb 18, 2020 1:46 PM



20200218_134558_photo
James Holtom
Feb 18, 2020 1:45 PM

#88 Architectural

Status

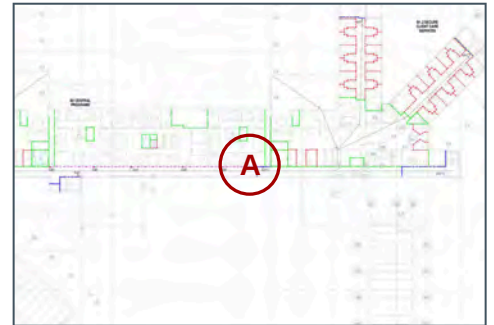
Open

Description


Anti ligature required?

Sheet

A00-05



Photos



20200218_134853_photo

James Holtom

Feb 18, 2020 1:48 PM

#89 Architectural

Status

Open

Description

Excessive hvac noise

Sheet

A00-05



#90 Architectural

Status

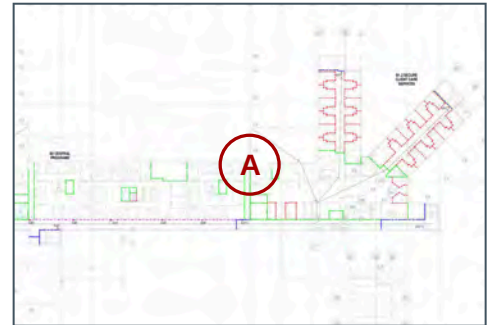
Open

Sheet

A00-05

Description

Low door threshold, recommend
8" min



Photos



20200218_135606_photo

James Holtom

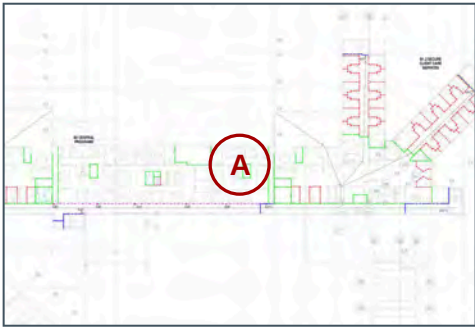
Feb 18, 2020 1:56 PM

#91 Architectural


Status
Open

Sheet
A00-05

Description
Inappropriate door stop



Photos



20200218_135736_photo
James Holtom
Feb 18, 2020 1:57 PM

#92 Architectural

Status

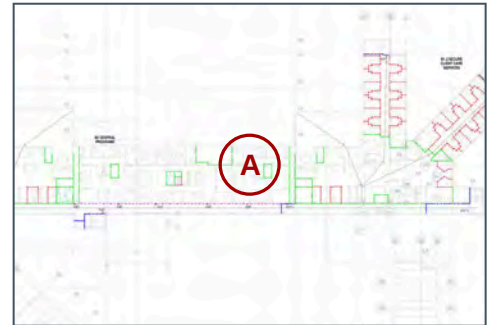
Open

Sheet


A00-05

Description

Corner guard suggested



Photos



20200218_135806_photo

James Holtom

Feb 18, 2020 1:58 PM

#93 Architectural

Status

Open

Sheet


A00-05

Description

No exit sign above door



Photos



20200218_140026_photo

James Holtom

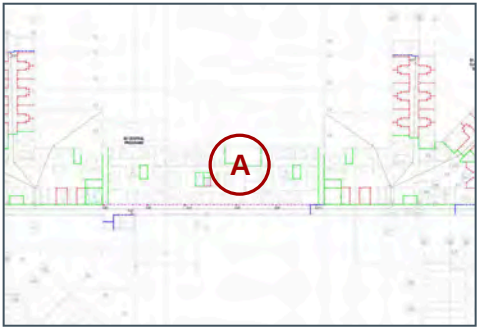
Feb 18, 2020 2:00 PM

#94 Architectural

Status
Open

Sheet
A00-05


Description
No floor drain if used as a recycling room




Photos



20200218_140216_photo
James Holtom
Feb 18, 2020 2:02 PM



20200218_140141_photo
James Holtom
Feb 18, 2020 2:01 PM



20200218_140132_photo
James Holtom
Feb 18, 2020 2:01 PM

#95 Architectural

Status

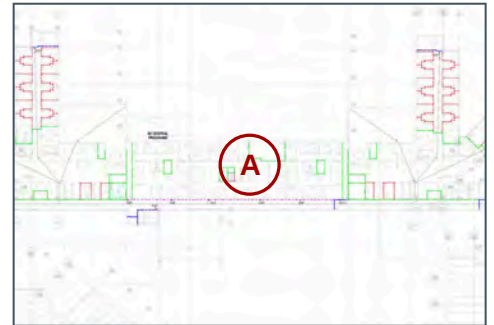
Open

Sheet

A00-05

Description

Confirm floor finish layout



Photos



20200218_140347_photo

James Holtom

Feb 18, 2020 2:03 PM

#96 Architectural

Status

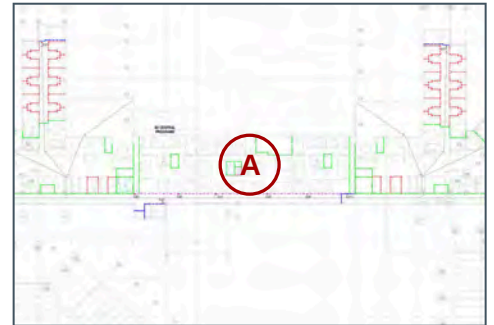
Open

Sheet


A00-05

Description

Inappropriate door stop, wall damaged



Photos



20200218_140504_photo

James Holtom

Feb 18, 2020 2:05 PM

#97 Architectural

Status

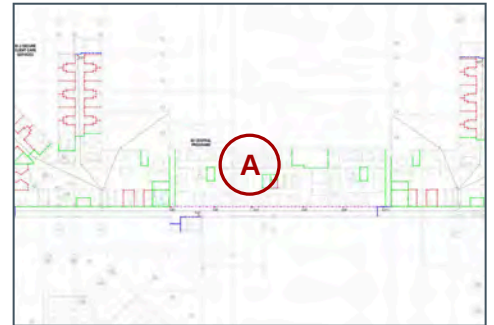
Open

Sheet

A00-05

Description

Excessive hvac noise



Photos



20200218_140827_photo

James Holtom

Feb 18, 2020 2:08 PM

#98 Architectural

Status

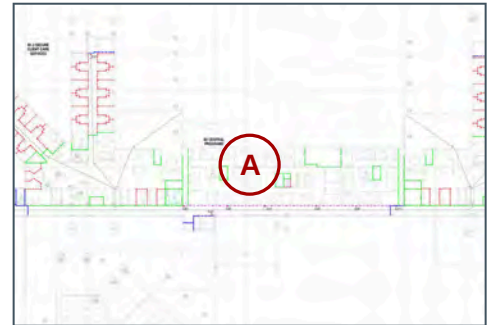
Open

Sheet


A00-05

Description

Confirm millwork slider specified



Photos



20200218_140942_video

James Holtom

Feb 18, 2020 2:09 PM

[Download video](#)

#99 Architectural

Status

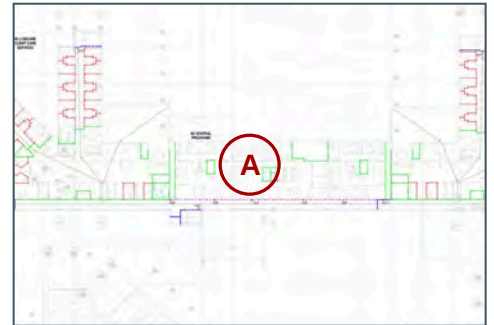
Open

Sheet

A00-05

Description

Drywall section missing, reheat coil recessed into the wall



Photos



20200218_141208_photo

James Holtom

Feb 18, 2020 2:12 PM



20200218_141148_photo

James Holtom

Feb 18, 2020 2:11 PM

#100 Architectural

Status

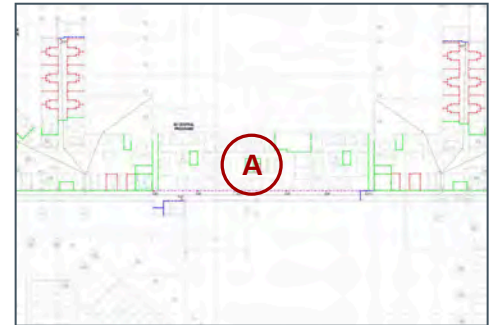
Open

Sheet

A00-05

Description

Confirm intumescent paint to plywood



Photos



20200218_141442_photo

James Holtom

Feb 18, 2020 2:14 PM

#102 Mechanical

Status

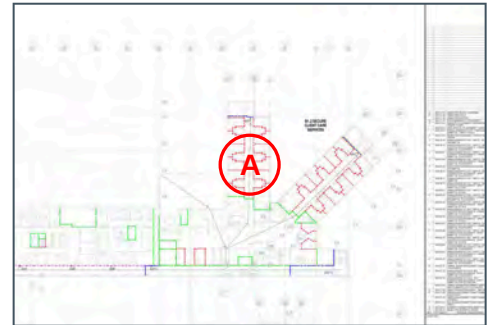
Open

Sheet

A00-05

Description

Insulation touching valve again.
Outside E2-443.



Photos



20200218_131558_photo

James Holtom

Feb 18, 2020 1:15 PM

#104 Architectural

Status

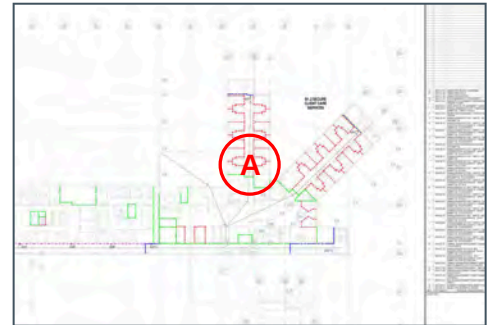
Open

Sheet

A00-05

Description

Inconsistent insulation installation. Missing or just left at bottom. Some you hung the pup and valves. Outside room E2-440.



Photos



20200218_132324_photo

James Holtom

Feb 18, 2020 1:23 PM



20200218_132226_photo

James Holtom

Feb 18, 2020 1:22 PM



20200218_132215_photo

James Holtom

Feb 18, 2020 1:22 PM

#105 Architectural

Status

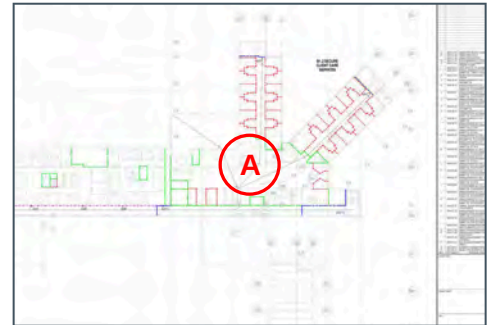
Open

Sheet

A00-05

Description

E2-413B - middle drawer very difficult to open.



Photos



20200218_133045_photo

James Holtom

Feb 18, 2020 1:30 PM

#107 Architectural

Status

Open

Sheet

A00-05

Description

Bumper rails are loose in hallway. Might be missing connection bolts, some are loose. Outside E2-252.



Photos



20200218_140255_photo

James Holtom


Feb 18, 2020 2:02 PM



20200218_140126_photo

James Holtom

Feb 18, 2020 2:01 PM



20200218_140114_photo

James Holtom

Feb 18, 2020 2:01 PM

#108 Architectural

Status

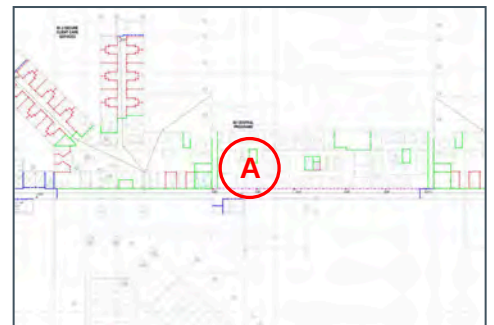
Open

Sheet

A00-05

Description

Db average is 54 from HVAC.
Common through area.
Measures outside of E2-204



#109 Architectural

Status

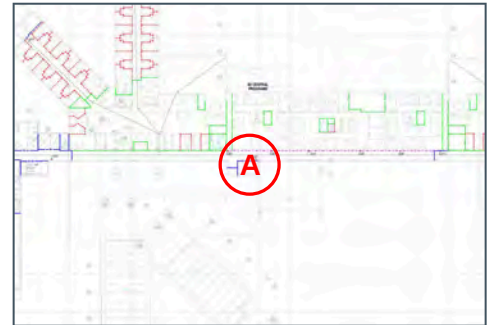
Open

Sheet

A00-05

Description

plastic stringer cover which is questionable to meet durability requirements of a hospital. Large gap at base. These covers don't exist in all hallways.



Photos



20200218_143310_photo

James Holtom

Feb 18, 2020 2:33 PM

#110 Architectural

Status

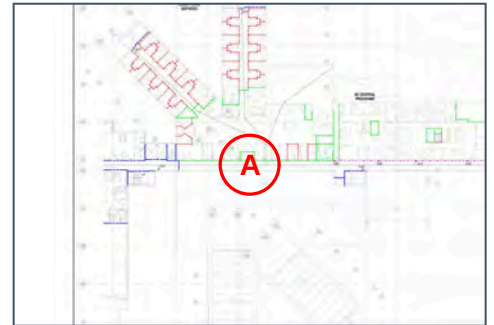
Open

Sheet

A00-05

Description

Sensor is loose. Ceiling tile is loose.



Photos



20200218_143631_photo

James Holtom

Feb 18, 2020 2:36 PM

#111 Architectural

Status

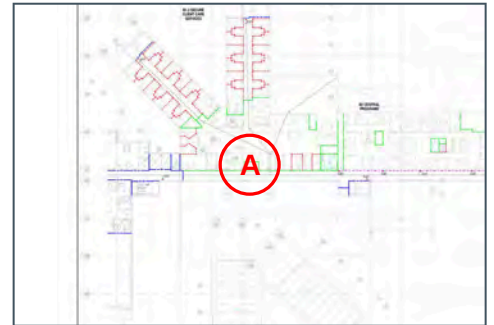
Open

Sheet

A00-05

Description

E2-002. Large gap below drywall. How is fire rating maintained?



Photos



20200218_143836_photo

James Holtom

Feb 18, 2020 2:38 PM

#112 Architectural

Status

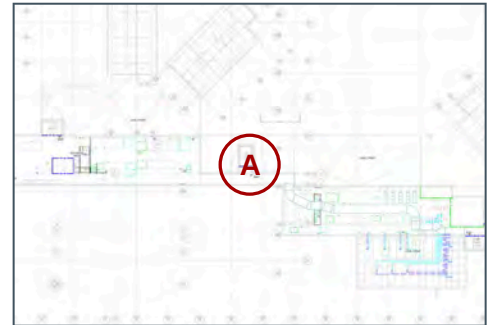
Open

Sheet

A00-07

Description

No fire rating to the frame



Photos



20200218_144408_photo

James Holtom

Feb 18, 2020 2:44 PM

#113 Architectural

Status

Open

Sheet

A00-07

Description

Noticeable air leakage



Photos



20200218_144520_photo

James Holtom

Feb 18, 2020 2:45 PM

#115 Architectural

Status


Open

Sheet

A00-04

Description

Storage room not marked on fire rating as-built. C2-049 and C2-050.



#116 Architectural

Status

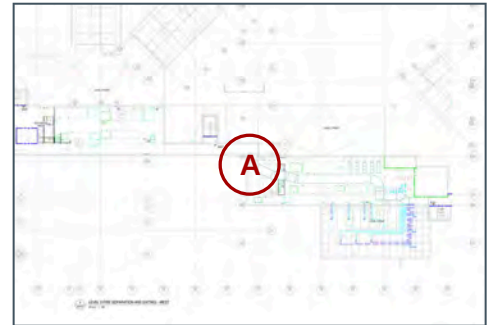
Open

Sheet

A00-07

Description

Electrical to confirm if this plywood is required to be fire rated?



Photos



20200218_144903_photo

James Holtom

Feb 18, 2020 2:49 PM

#117 Architectural

Status

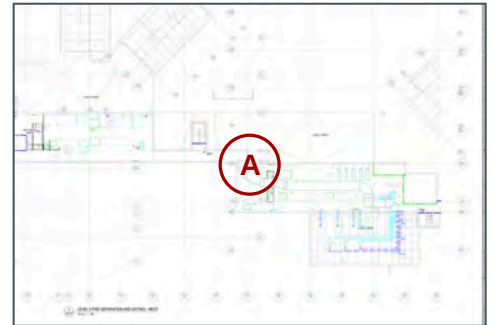
Open

Sheet

A00-07

Description

No apparent fall restraint/
protection to roof access ladder



Photos



20200218_145027_photo

James Holtom

Feb 18, 2020 2:50 PM

#119 Architectural

Status

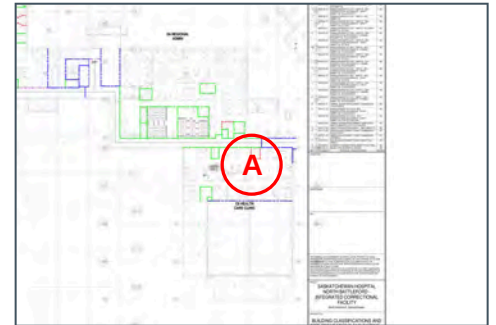
Open

Description


No corner guard.

Sheet

A00-04



Photos



20200218_145435_photo

James Holtom


Feb 18, 2020 2:54 PM



20200218_145404_photo

James Holtom

Feb 18, 2020 2:54 PM



20200218_145317_photo

James Holtom

Feb 18, 2020 2:53 PM

#120 Architectural

Status

Open

Location

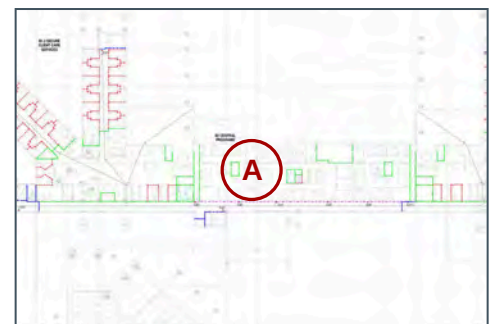
E2-215

Description

Room has loud air movement.

Sheet

A00-05



#121 Architectural

Status

Open

Sheet

A00-05

Location

E2-212

Description

Loud air movement

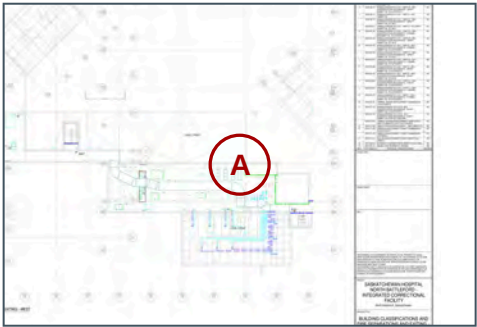


#122 Architectural

Status
Open

Sheet
A00-07

Description
Corrosion to pump p5 May be an issue



Photos



20200218_145625_photo
James Holtom
Feb 18, 2020 2:56 PM



20200218_145616_photo
James Holtom
Feb 18, 2020 2:56 PM

#123 Architectural

Status

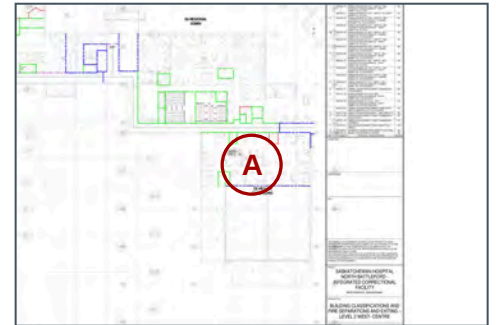
Open

Sheet


A00-04

Description

Throughout doors have antiligature handles but non flush mounted door closers



Photos



20200218_145639_photo

James Holtom


Feb 18, 2020 2:56 PM

#125 Architectural


Status
Open

Sheet
A00-07


Description
Not firestopped



Photos



20200218_145949_photo
James Holtom
Feb 18, 2020 2:59 PM



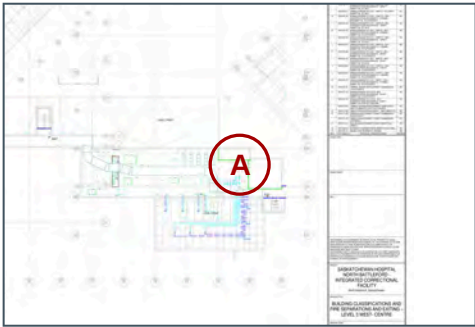
20200218_145949_photo_edited
James Holtom
Feb 18, 2020 2:59 PM

#126 Architectural


Status
Open

Sheet
A00-07

Description
Rated plywood? Electrical to confirm if required



Photos



20200218_150137_photo
James Holtom
Feb 18, 2020 3:01 PM

#127 Architectural

Status

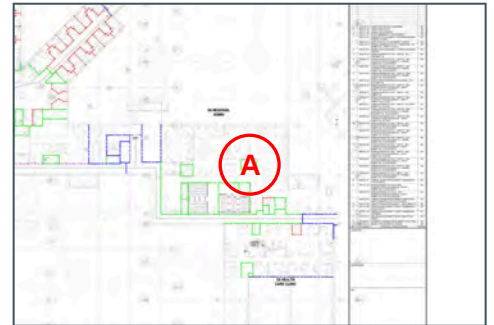
Open

Sheet

A00-04

Description

C2-253 VCT appears to not be sealed.



Photos



20200218_150438_photo

James Holtom

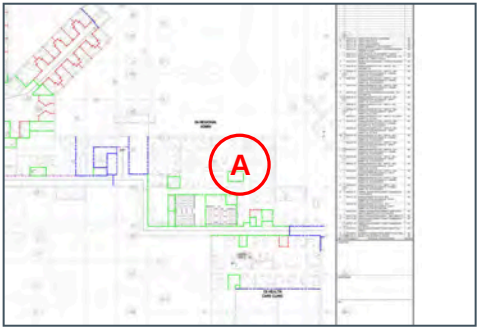
Feb 18, 2020 3:04 PM

#128 Architectural

Status
Open

Sheet
A00-04

Description
Top drawer hard to open.



Photos




20200218_150615_photo
James Holtom
Feb 18, 2020 3:06 PM

#130 Architectural

Status
Open

Sheet
A00-07

Description
Confirm materials, make sure no
dissimilar metals are used



Photos



20200218_150822_photo
James Holtom
Feb 18, 2020 3:08 PM



20200218_150750_photo
James Holtom
Feb 18, 2020 3:07 PM

#131 Architectural

Status


Open

Description

Fall protection issues, no tie off and rail is flimsy.

Sheet

A00-07




Photos



20200218_151104_photo

James Holtom

Feb 18, 2020 3:11 PM



20200218_150940_video

James Holtom

Feb 18, 2020 3:09 PM


[Download video](#)

#133 Architectural

Status
Open

Sheet
A00-07

Description
Corrosion for mech to review



Photos



20200218_151322_photo
James Holtom
Feb 18, 2020 3:13 PM

#134 Architectural

Status

Open

Sheet


A00-08

Description

Exit door not operable from
mech room side



Photos



20200218_151856_photo

James Holtom

Feb 18, 2020 3:18 PM

#135 Architectural

Status

Open

Sheet

A00-08

Description

Crack in wall to u/s of deck, expansion/construction joint should be used here. This wall is a fire separation



Photos



20200218_152310_photo

James Holtom

Feb 18, 2020 3:23 PM



20200218_152310_photo_edited

James Holtom

Feb 18, 2020 3:23 PM

#136 Architectural

Status

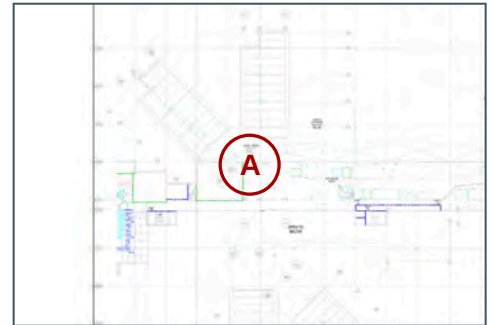
Open

Sheet


A00-08

Description

Mech to review, canvas wrap missing to duct




Photos



20200218_152640_photo

James Holtom

Feb 18, 2020 3:26 PM



20200218_152640_photo_edited

James Holtom

Feb 18, 2020 3:26 PM

#137 Architectural

Status

Open

Sheet

A00-08

Description

Unpainted wall



Photos



20200218_153326_photo

James Holtom

Feb 18, 2020 3:33 PM

#138 Architectural

Status

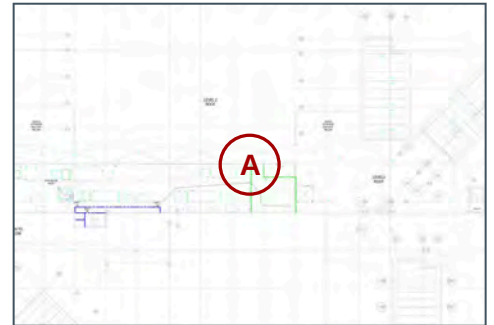
Open

Sheet

A00-08

Description

Fire sealant missing



Photos



20200218_153455_photo

James Holtom

Feb 18, 2020 3:34 PM

#139 Architectural

Status

Open

Sheet


A00-08

Description

Poor quality installation,
domestic quality install



Photos



20200218_153708_photo

James Holtom

Feb 18, 2020 3:37 PM

#140 Architectural

Status

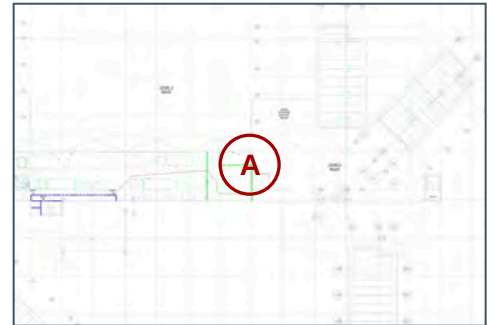
Open

Sheet

A00-08

Description

Fire separation to be investigated at this location



Photos



20200218_153819_photo

James Holtom

Feb 18, 2020 3:38 PM

#141 Architectural

Status

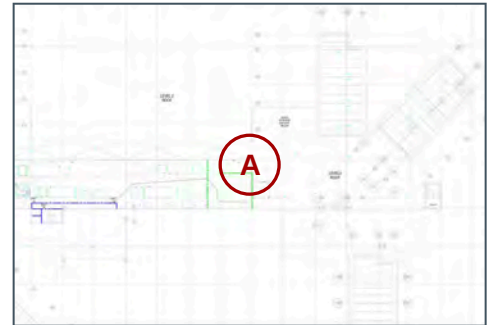
Open

Sheet

A00-08

Description

Electrical to confirm if rated wood is required



Photos



20200218_154153_photo

James Holtom

Feb 18, 2020 3:41 PM

#142 Architectural

Status

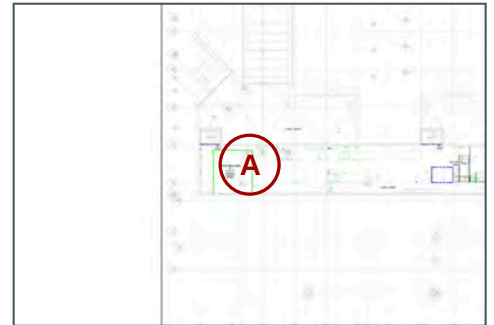
Open

Sheet

A00-07

Description

Crack to drywall, expansion joint required



Photos



20200218_155310_photo

James Holtom

Feb 18, 2020 3:53 PM

#143 Architectural


Status
Open

Sheet
A00-07

Description
Unpainted wall



Photos



20200218_155425_photo
James Holtom
Feb 18, 2020 3:54 PM

#144 Architectural

Status

Open

Sheet


A00-07

Description

Confirm rating to this wall,
membrane visible above beam



Photos



20200218_155632_photo

James Holtom

Feb 18, 2020 3:56 PM



20200218_155632_photo_edited

James Holtom

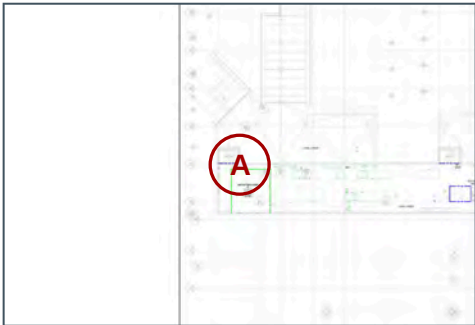
Feb 18, 2020 3:56 PM

#145 Architectural


Status
Open

Sheet
A00-07

Description
Fire sealant missing



Photos



20200218_155752_photo
James Holtom
Feb 18, 2020 3:57 PM

#146 Architectural


Status
Open

Sheet
A00-07

Description
Strange condition



Photos



20200218_155907_photo
James Holtom
Feb 18, 2020 3:59 PM

#147 Architectural

Status

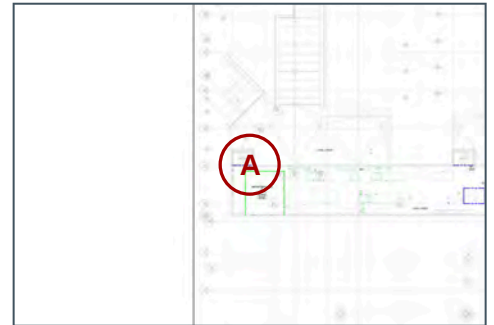
Open

Sheet

A00-07

Description

Confirm continuity of fire separation



Photos



20200218_155950_photo

James Holtom

Feb 18, 2020 3:59 PM

#148 Architectural

Status

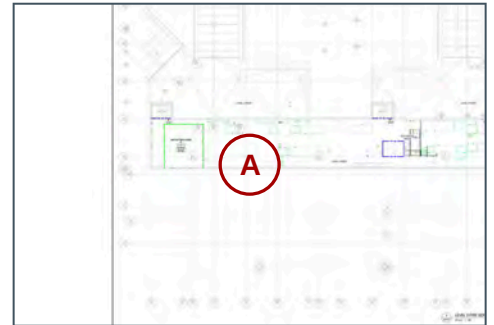
Open

Sheet

A00-07

Description

Paint and construction materials
stored in mech penthouse



Photos



20200218_160106_photo

James Holtom

Feb 18, 2020 4:01 PM

#149 Architectural

Status

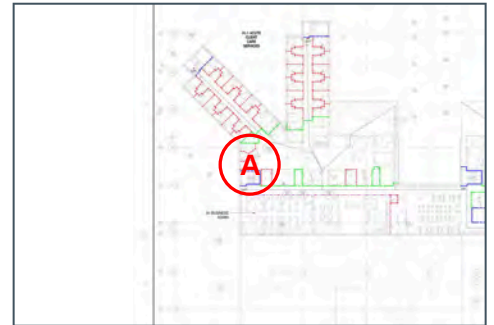
Open

Description


Sealant and toe base is poor quality. D-W2-205.

Sheet

A00-04



Photos



20200218_162426_photo

James Holtom


Feb 18, 2020 4:24 PM



20200218_162426_photo_edited

James Holtom

Feb 18, 2020 4:24 PM



20200218_162405_photo

James Holtom


Feb 18, 2020 4:24 PM



20200218_162405_photo_edited

James Holtom

Feb 18, 2020 4:24 PM



20200218_162358_photo

James Holtom

Feb 18, 2020 4:23 PM

#151 Architectural

Status

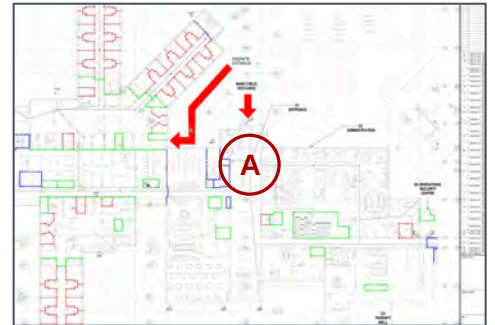
Open

Sheet


A00-02

Description

Lack of acoustics to main lobby



Photos



20200218_162418_photo

James Holtom

Feb 18, 2020 4:24 PM

#152 Architectural

Status

Open

Sheet

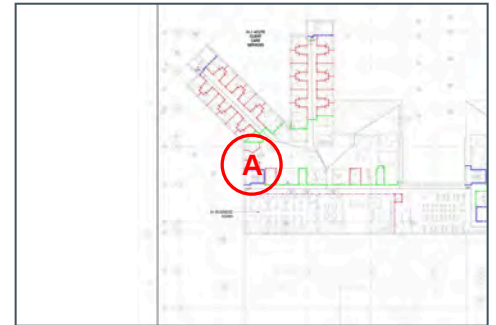
A00-04

Location


D-W2-205

Description

Poor quality window frame detailing. D-W2-205




Photos



20200218_162628_photo

James Holtom


Feb 18, 2020 4:26 PM



20200218_162545_photo

James Holtom

Feb 18, 2020 4:25 PM



20200218_162545_photo_edited

James Holtom

Feb 18, 2020 4:25 PM

#156 Architectural

Status

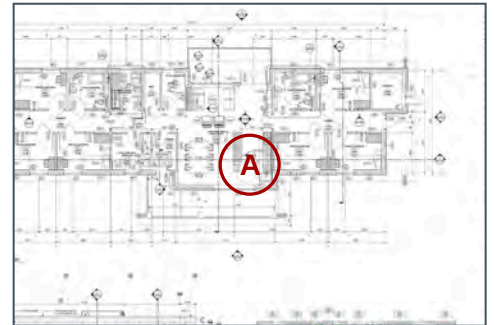
Open

Description

CRUs - Staining to ceiling, mech to review. Location not suitable for users.

Sheet

A02-35R



Photos



20200218_163108_photo

James Holtom

Feb 18, 2020 4:31 PM

#157 Architectural

Status

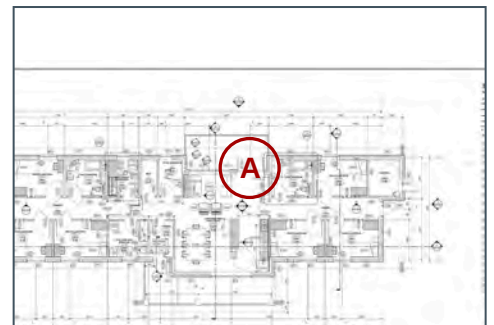
Open

Description

CRUs - Open to exterior at double doors

Sheet

A02-35R



#158 Architectural

Status


Open

Description


CRUs - Door seal not tight

Sheet

A02-35R



Photos



20200218_163450_photo

James Holtom

Feb 18, 2020 4:34 PM

#159 Architectural

Status

Open

Location

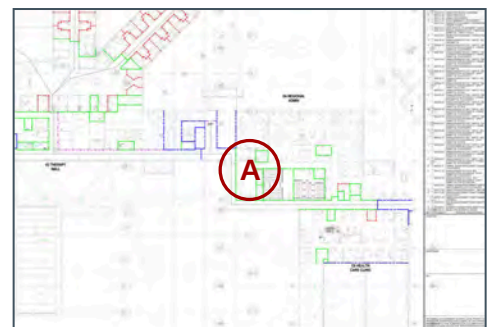
C2-208

Description

Very bad mechanical noise in this suite. Like a jet taking off.

Sheet

A00-04



#161 Architectural

Status

Open

Sheet

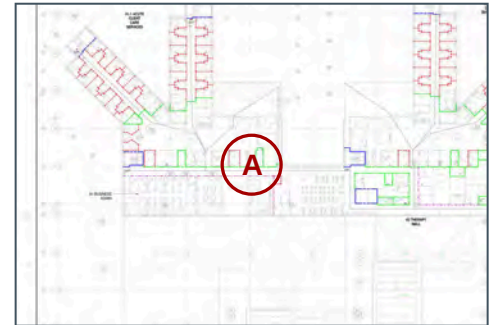
A00-04

Location

W2-222A

Description

Corner guard on this corner
would be beneficial



Photos



20200218_163706_photo

James Holtom

Feb 18, 2020 4:37 PM

#163 Architectural

Status

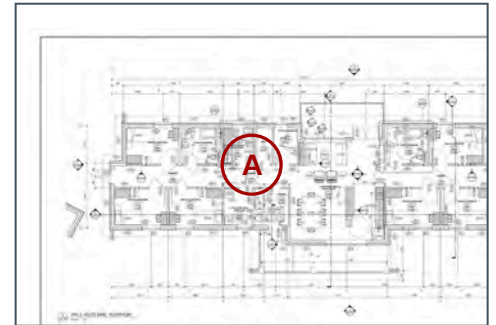
Open

Sheet

A02-35R

Description

CRUs - Surface floor mounted hinge bracket could be an issue for infection prevention & control



Photos



20200218_163834_photo

James Holtom

Feb 18, 2020 4:38 PM

#164 Architectural

Status

Open

Sheet

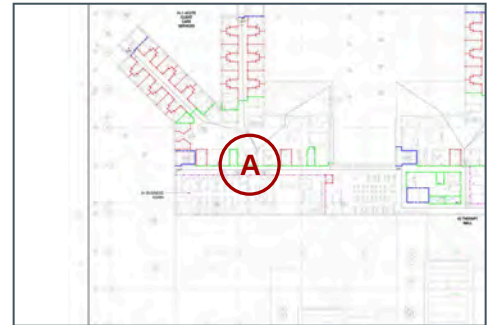
A00-04

Location

W2-201A

Description

Section of base and unfinished



Photos



20200218_164106_photo

James Holtom

Feb 18, 2020 4:41 PM

#165 Architectural

Status


Open

Description

CRUs - No fire caulking, confirm if fire serration. Confirm backing to electrical panel is fire rated.

Sheet

A02-35R



Photos



20200218_164239_photo

James Holtom


Feb 18, 2020 4:42 PM



20200218_164229_photo

James Holtom

Feb 18, 2020 4:42 PM



20200218_164218_photo

James Holtom

Feb 18, 2020 4:42 PM

#166 Architectural

Status

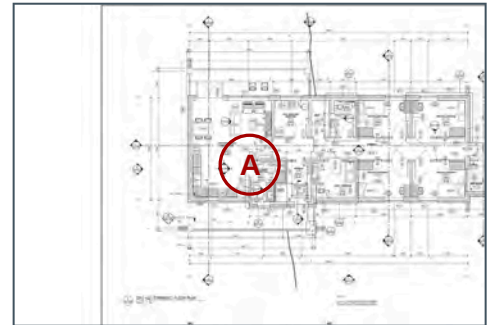
Open

Sheet

A02-33R

Description

Cru -2 floor mounted bracket
with potential infection
prevention issue



Photos



20200218_164657_photo

James Holtom

Feb 18, 2020 4:46 PM

#168 Architectural

Status

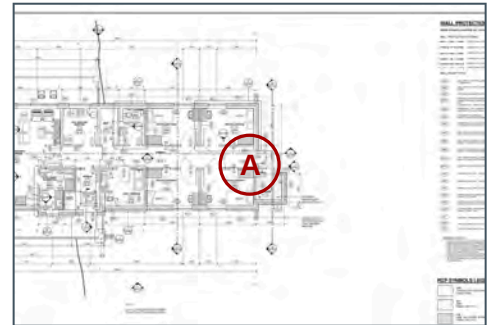
Open

Sheet

A02-33R

Description

Not on drawings cru 1 & 2



Photos



20200218_165227_photo

James Holtom

Feb 18, 2020 4:52 PM

#169 Architectural

Status

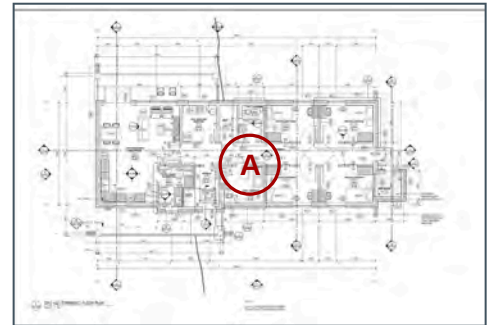
Open

Description


cru-2 (typical) Floor plate not recessed, possible infection control issue

Sheet

A02-33R



Photos



20200218_165502_photo

James Holtom

Feb 18, 2020 4:55 PM

#171 Architectural

Status

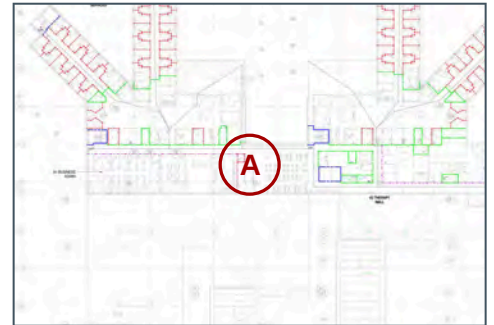
Open

Sheet

A00-04

Description

Flooring not sealed around grates. Welds broken.



Photos



20200218_165945_photo

James Holtom

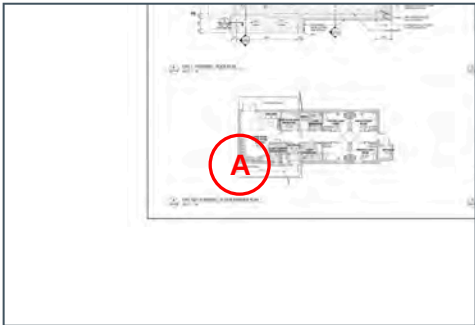
Feb 18, 2020 4:59 PM

#172 Architectural

Status
Open

Sheet
A02-33R

Description
Rain water leader pours onto walkway. Drain system overflowing and creating ice.



Photos



20200218_170058_photo
James Holtom
Feb 18, 2020 5:00 PM



20200218_170021_photo
James Holtom
Feb 18, 2020 5:00 PM

#173 Architectural

Status

Open

Sheet

A00-04

Description

Excessive wear and tear on dishwasher and presumably other equipment



Photos



20200218_170153_photo

James Holtom

Feb 18, 2020 5:01 PM

#174 Architectural

Status

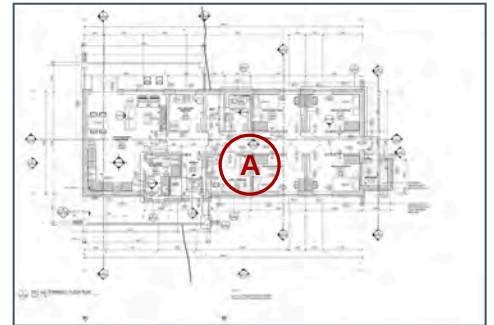
Open

Sheet

A02-33R

Description

cru -1 Seams to wall finish
failing



Photos



20200218_170413_photo

James Holtom

Feb 18, 2020 5:04 PM

#175 Architectural

Status

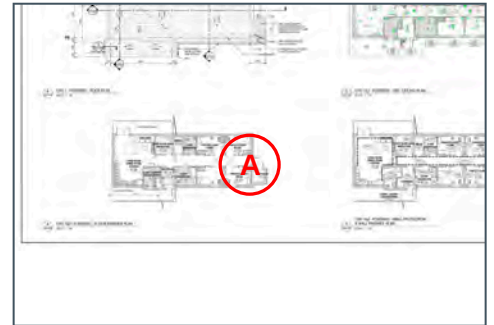
Open

Description

Not as built correctly. Jut out from wall.

Sheet

A02-33R



Photos



20200218_170423_photo

James Holtom

Feb 18, 2020 5:04 PM

#176 Architectural

Status

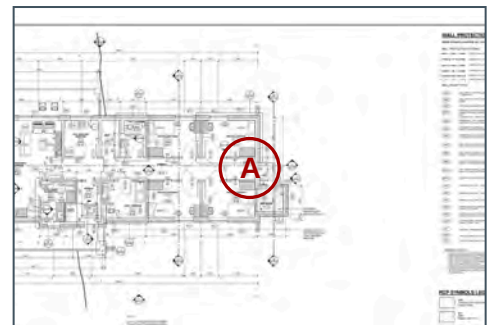
Open

Description

Excessive hvac noise

Sheet

A02-33R



#177 Architectural

Status

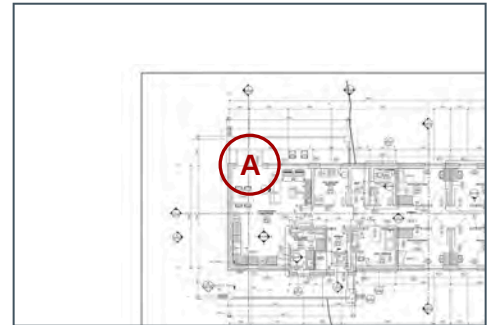
Open

Description

Gap in doors

Sheet

A02-33R



Photos



20200218_170722_photo

James Holtom

Feb 18, 2020 5:07 PM

#178 Architectural

Status

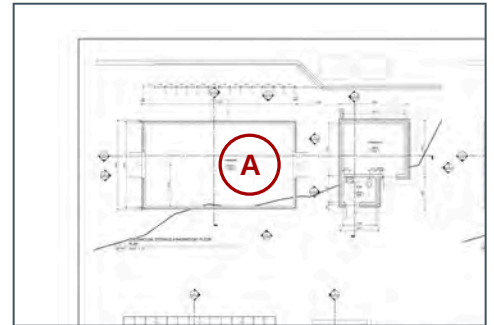
Open

Sheet

A02-43R

Description

Greenhouse - Floor drain not at low spot



Photos



20200218_171739_photo

James Holtom

Feb 18, 2020 5:17 PM

#182 Architectural

Status

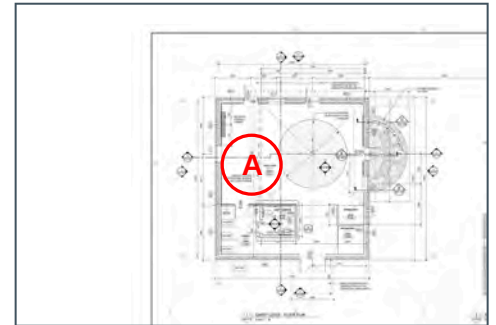
Open

Sheet


A02-37R

Description

Sweat lodge. No flooring, being done by MCS. Is this tracked as a change or an original requirement? Concern on door thresholds to be flush with new flooring.



Photos



20200218_173453_photo

James Holtom

Feb 18, 2020 5:34 PM

#183 Architectural

Status

Open

Sheet

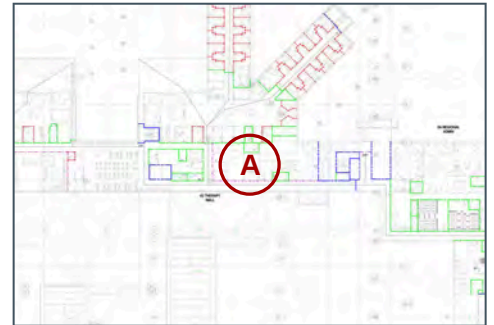
A00-04

Location


W2-006

Description

Missing caulking around frames



Photos



20200218_173053_photo

James Holtom

Feb 18, 2020 5:30 PM

#184 Architectural

Status

Open

Sheet

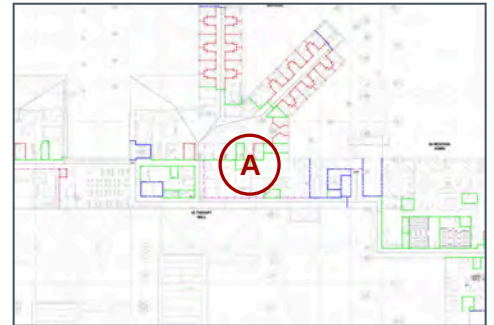
A00-04

Location

W2-081

Description

Door does not have a rating though it is in a 1hr rated room



Photos



20200218_173518_photo

James Holtom

Feb 18, 2020 5:35 PM

#185 Architectural


Status
Open

Sheet
A00-06


Description
Corner guards



Photos



20200218_180207_photo
James Holtom
Feb 18, 2020 6:02 PM



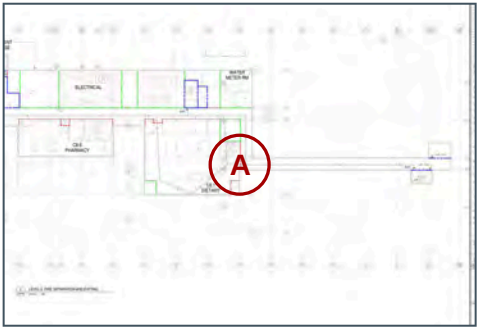
20200218_180154_photo
James Holtom
Feb 18, 2020 6:01 PM

#186 Architectural


Status
Open

Sheet
A00-06

Description
Gap between double doors



Photos



20200218_180505_photo
James Holtom
Feb 18, 2020 6:05 PM

#187 Architectural

Status

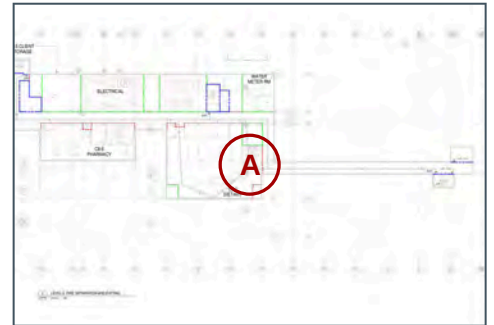
Open

Sheet

A00-06

Description

Corner guards required



Photos



20200218_180609_photo

James Holtom

Feb 18, 2020 6:06 PM

#188 Architectural

Status

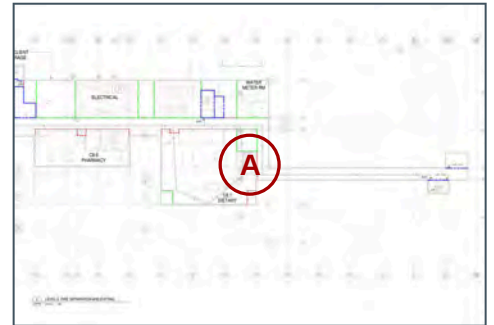
Open

Description


Barrier free grab rails required

Sheet

A00-06



Photos



20200218_180650_photo

James Holtom

Feb 18, 2020 6:06 PM

#189 Architectural

Status

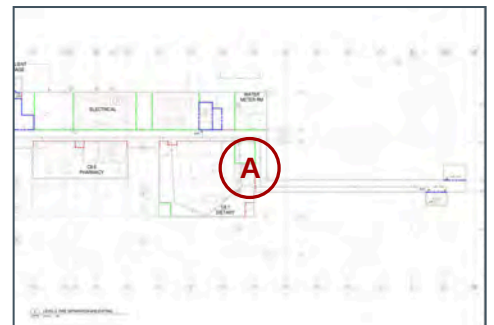
Open

Description

Corner guards required

Sheet

A00-06



#190 Architectural

Status

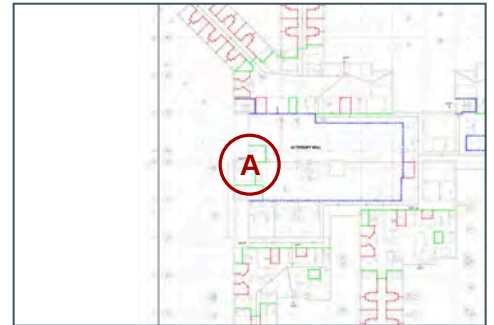
Open

Sheet

A00-02

Description

Not an exit. Should not have an exit sign. Unless the tied bag of hardware comes down. Second means of egress isn't clear from here or the woodworking area.




Photos



20200218_180954_photo

James Holtom

Feb 18, 2020 6:09 PM



20200218_180929_photo

James Holtom

Feb 18, 2020 6:09 PM

#192 Architectural

Status

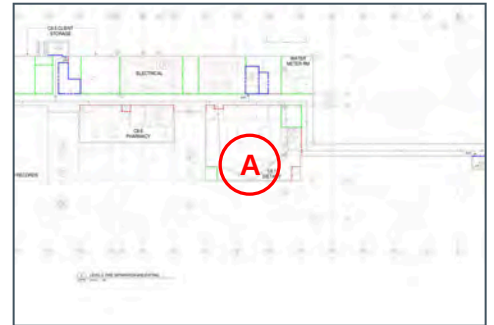
Open

Sheet

A00-06

Description

By door to C0-125B. Gap at corner base in wash down area. Concrete lip at wall that is flat, water might pool.



Photos



20200218_181250_photo

James Holtom

Feb 18, 2020 6:12 PM

#193 Architectural

Status

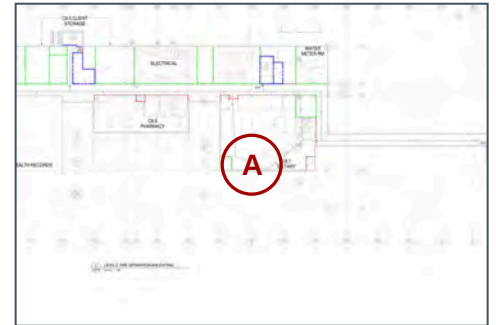
Open

Sheet

A00-06

Description

Possible slope issue with floor



Photos



20200218_181425_photo

James Holtom

Feb 18, 2020 6:14 PM

#194 Architectural

Status

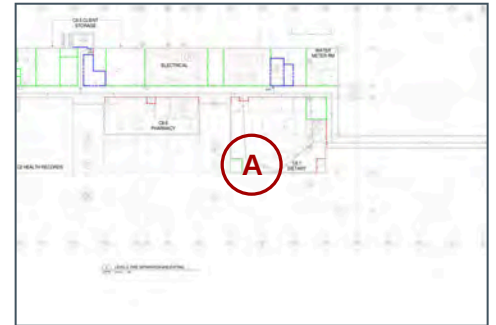
Open

Sheet

A00-06

Description

Floor grill doesn't fit recess



Photos



20200218_181521_photo

James Holtom

Feb 18, 2020 6:15 PM

#195 Architectural

Status

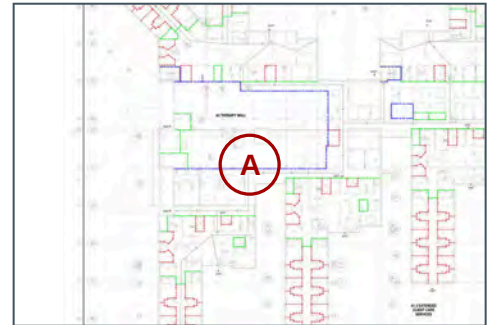
Open

Sheet

A00-02

Description

Doors appear to go in the wrong direction unless this room is assumed to have less than 50 people in it



Photos



20200218_181530_photo

James Holtom

Feb 18, 2020 6:15 PM

#196 Architectural

Status

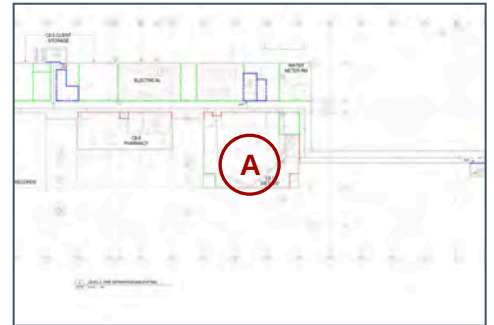
Open

Sheet


A00-06

Description

Pointless condition collects moisture & dirt



Photos



20200218_181630_photo

James Holtom

Feb 18, 2020 6:16 PM

#197 Architectural

Status

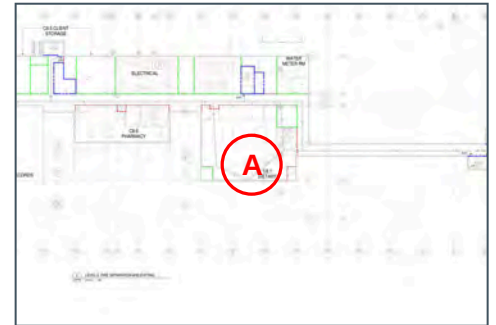
Open

Sheet

A00-06

Description

Pounding near grate. Uneven slope. Caulking is cracked.



Photos



20200218_181820_photo

James Holtom

Feb 18, 2020 6:18 PM



20200218_181750_photo

James Holtom

Feb 18, 2020 6:17 PM

#198 Architectural

Status

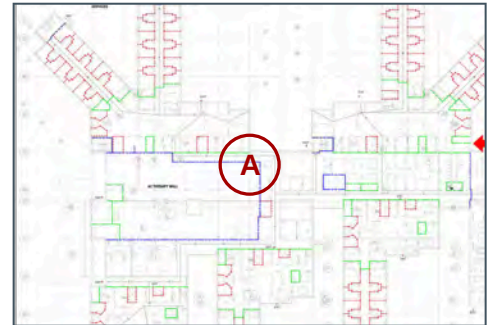
Open

Sheet

A00-02

Description

Similar note. Exiting needs to be looked at throughout this area



Photos



20200218_181733_photo

James Holtom

Feb 18, 2020 6:17 PM

#199 Architectural

Status

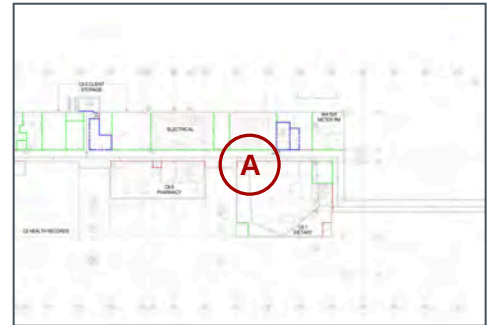
Open

Sheet

A00-06

Description

Gap in double doors



Photos



20200218_182145_photo

James Holtom

Feb 18, 2020 6:21 PM

#200 Architectural

Status

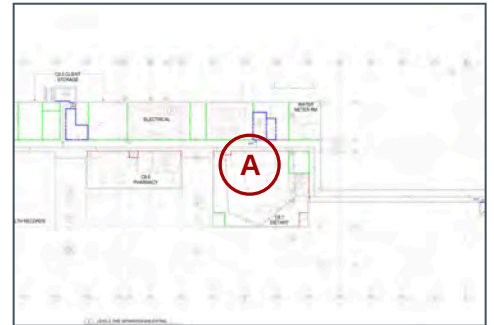
Open

Sheet

A00-06

Description

Discolouration in seam to ceiling
of freezer #2




Photos



20200218_182357_photo

James Holtom

Feb 18, 2020 6:23 PM



20200218_182357_photo_edited

James Holtom

Feb 18, 2020 6:23 PM

#202 Architectural

Status

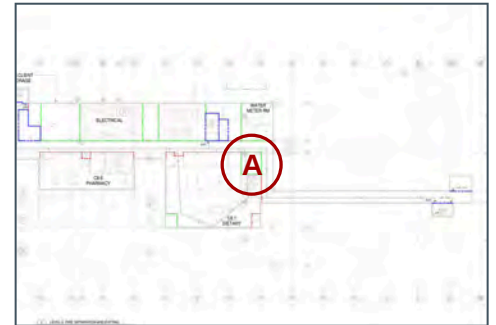
Open

Sheet


A00-06

Description

T-bar suitable in food storage area



Photos



20200218_182630_photo

James Holtom

Feb 18, 2020 6:26 PM

#203 Architectural

Status

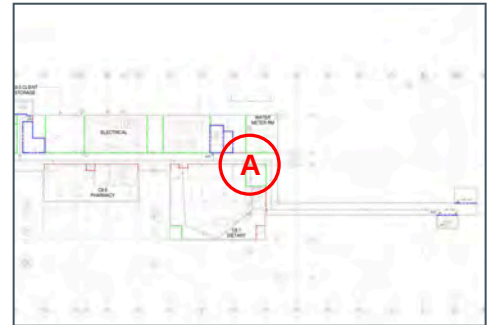
Open

Sheet


A00-06

Description

Are push assists for doors for convenience of food prep area?
Then why are they not full length?



Photos



20200218_182913_photo

James Holtom

Feb 18, 2020 6:29 PM

#204 Architectural

Status

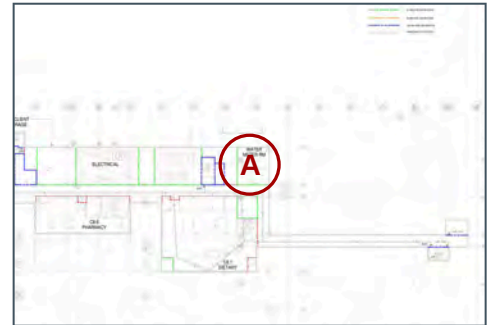
Open

Sheet

A00-06

Description

Suspected sewer gas aroma,
trip hazard to my cover



Photos



20200218_183002_photo

James Holtom

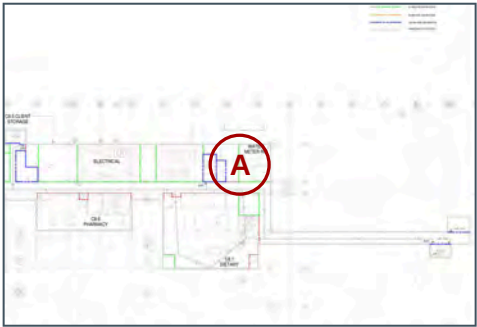
Feb 18, 2020 6:30 PM

#205 Architectural

Status
Open

Sheet
A00-06

Description
Fire caulking required



Photos



20200218_183150_photo
James Holtom
Feb 18, 2020 6:31 PM



20200218_183137_photo
James Holtom
Feb 18, 2020 6:31 PM

#207 Architectural

Status

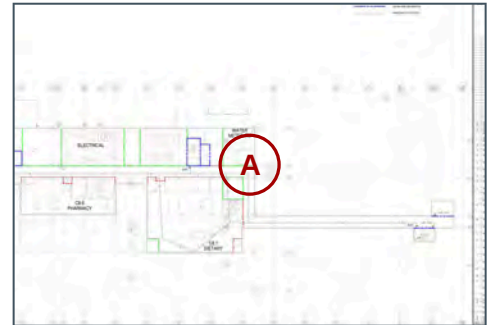
Open

Sheet


A00-06

Description

Fire sealant missing to floor/wall connection



Photos



20200219_075741_photo

James Holtom

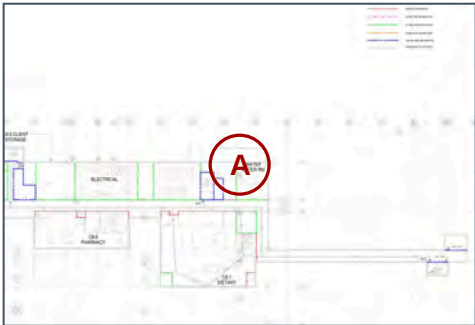
Feb 19, 2020 7:57 AM

#211 Architectural

Status
Open

Sheet
A00-06

Description
Unidentified material leaking at high level



Photos



20200219_080148_photo
James Holtom
Feb 19, 2020 8:01 AM

#215 Architectural

Status

Open

Location

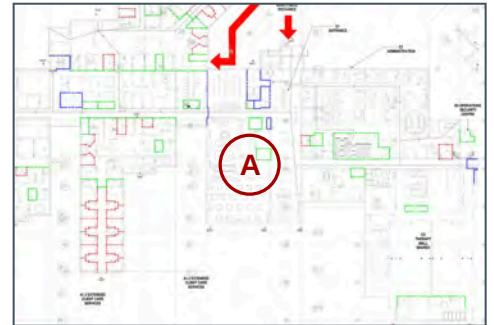
C1-123B

Description

Floor drain covers corroding quickly

Sheet

A00-02



Photos



20200219_080807_photo

James Holtom

Feb 19, 2020 8:08 AM

#216 Architectural

Status

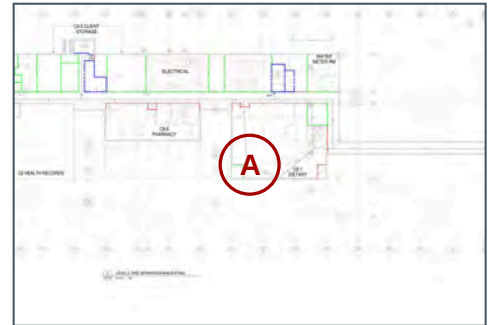
Open

Sheet

A00-06

Description

Failure of floor weld



Photos



20200219_080812_photo

James Holtom

Feb 19, 2020 8:08 AM

#217 Architectural

Status

Open

Sheet

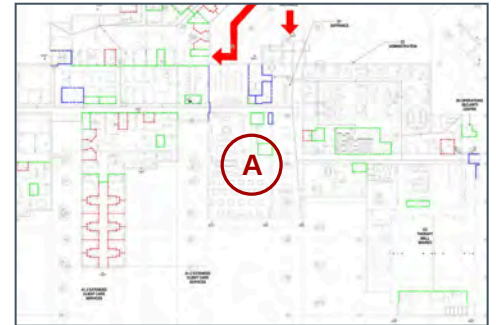
A00-02

Location

C1-123B

Description

No exhaust hood, fairly well equipped kitchen in which I think there are some cooking activities which would generate grease laden vapours.



Photos



20200219_081007_photo

James Holtom

Feb 19, 2020 8:10 AM

#218 Architectural

Status

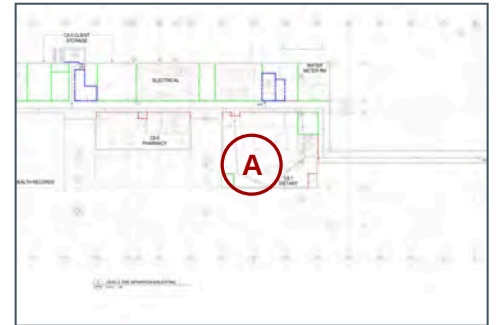
Open

Sheet


A00-06

Description

Failure to floor drain edge weld



Photos



20200219_081015_photo

James Holtom

Feb 19, 2020 8:10 AM

#220 Architectural

Status

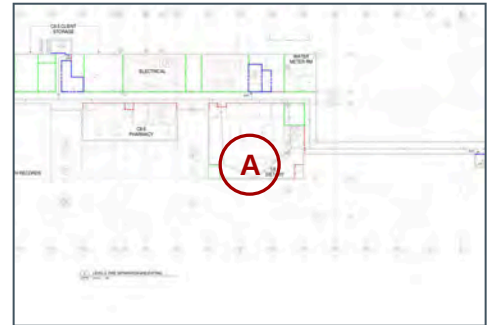
Open

Sheet


A00-06

Description

Unsuitable hardware used to
this door



Photos



20200219_081152_photo

James Holtom

Feb 19, 2020 8:11 AM

#222 Architectural

Status

Open

Location

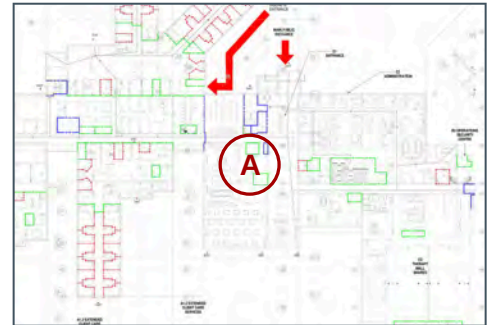
C1-121

Description

Purse shelf not caulked to wall

Sheet

A00-02



Photos



20200219_081358_photo

James Holtom

Feb 19, 2020 8:13 AM

#231 Architectural

Status

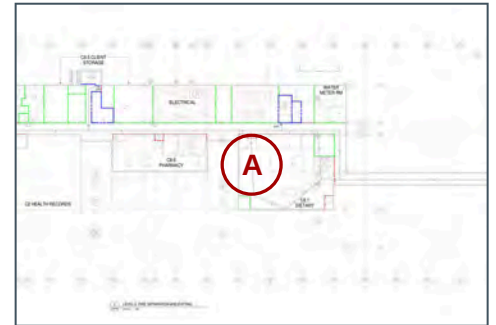
Open

Sheet

A00-06

Description

Floor plate infection control issue



Photos



20200219_082909_photo

James Holtom

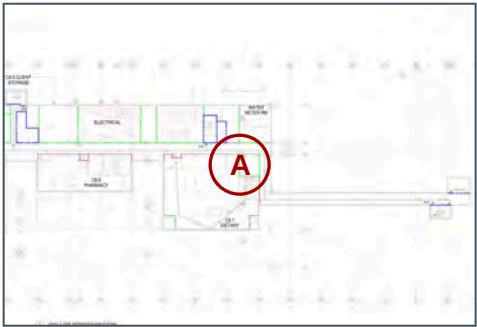
Feb 19, 2020 8:29 AM

#234 Architectural

Status
Open

Sheet
A00-06

Description
Flooring failure



Photos



20200219_083401_photo
James Holtom
Feb 19, 2020 8:34 AM

#235 Architectural

Status

Open

Sheet

A00-02

Location


C1-100B

Description

No corner guards in the main reception area. Corners well abused.



Photos



20200219_083532_photo

James Holtom

Feb 19, 2020 8:35 AM



20200219_083507_photo

James Holtom

Feb 19, 2020 8:35 AM

#236 Architectural

Status

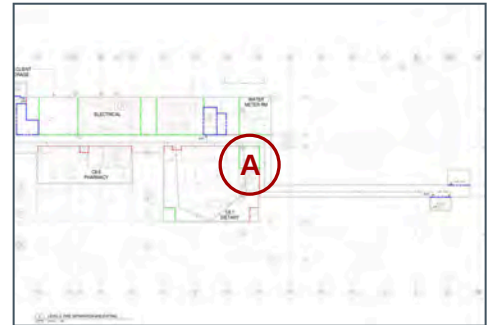
Open

Sheet

A00-06

Description

Missing fire sealant above door



Photos



20200219_083533_photo

James Holtom

Feb 19, 2020 8:35 AM



20200219_083533_photo_edited

James Holtom

Feb 19, 2020 8:35 AM

#238 Architectural

Status

Open

Location

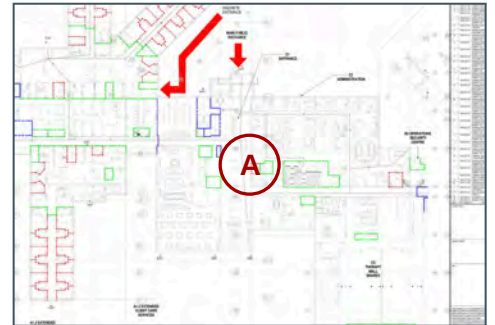
C1-004

Description

Missing caulk at door frame

Sheet

A00-02



Photos



20200219_083811_photo

James Holtom

Feb 19, 2020 8:38 AM

#239 Architectural

Status

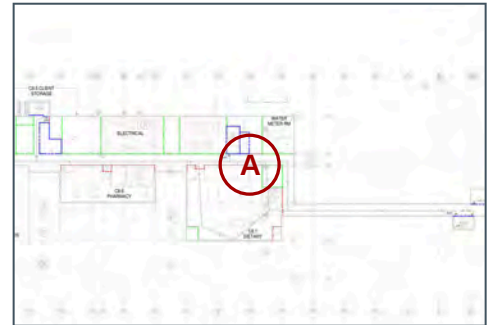
Open

Description

Missing wall protection

Sheet

A00-06




Photos



20200219_083817_photo

James Holtom

Feb 19, 2020 8:38 AM



20200219_083817_photo_edited

James Holtom

Feb 19, 2020 8:38 AM

#240 Architectural

Status

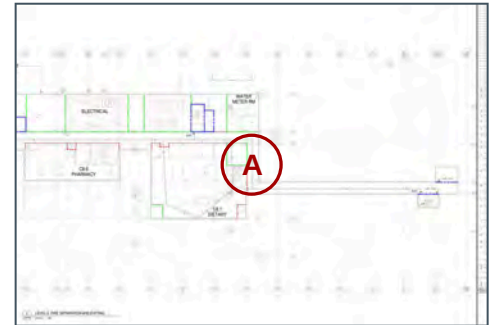
Open

Sheet

A00-06

Description

Evidence of moisture penetration at construction joint



Photos



20200219_084301_photo

James Holtom

Feb 19, 2020 8:43 AM

#241 Architectural

Status

Open

Sheet

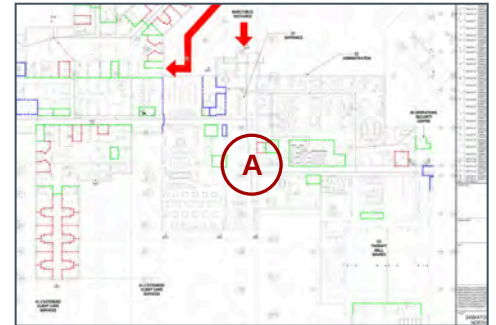
A00-02

Location


C1-000

Description

Slab telegraphing through flooring



Photos



20200219_084457_photo

James Holtom

Feb 19, 2020 8:44 AM

#242 Architectural

Status

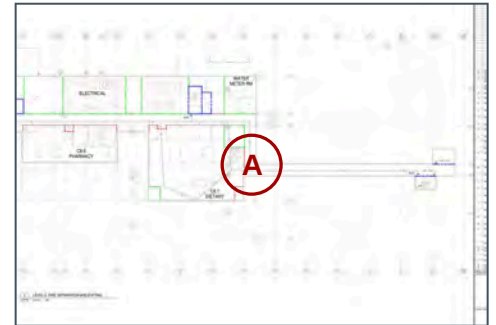
Open

Sheet

A00-06

Description

Saw cuts not sealed to the basement



Photos



20200219_084451_photo

James Holtom

Feb 19, 2020 8:44 AM

#243 Architectural

Status

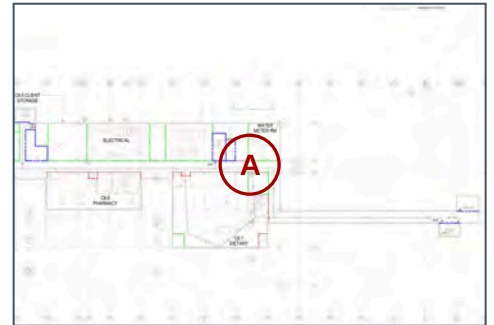
Open

Sheet

A00-06

Description

Floor grinding may be due to heave, structural to review



Photos



20200219_084611_photo

James Holtom

Feb 19, 2020 8:46 AM

#244 Architectural

Status

Open

Sheet

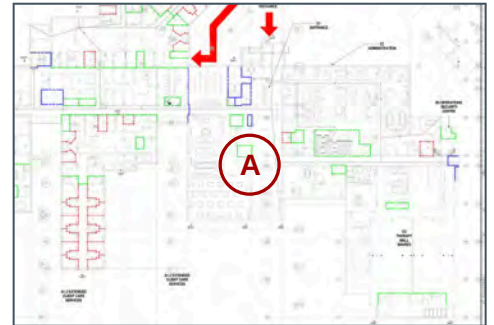
A00-02

Location


C1-115B

Description

SS counter not caulked to floor



Photos



20200219_084710_photo

James Holtom

Feb 19, 2020 8:47 AM

#245 Architectural

Status

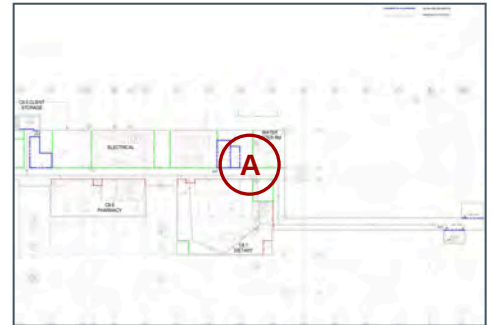
Open

Description


Possible floor heave, structural to review

Sheet

A00-06



Photos



20200219_084802_photo

James Holtom

Feb 19, 2020 8:48 AM

#246 Architectural

Status

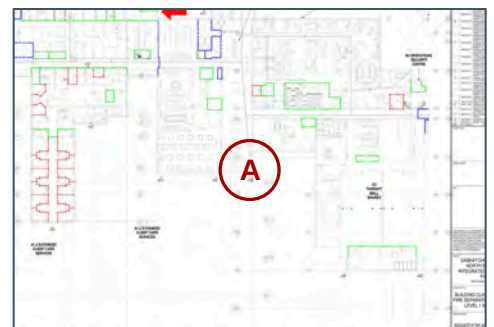
Open

Description

Door used frequently for smoking. No vestibule an oversight

Sheet

A00-02



#247 Architectural

Status

Open

Location

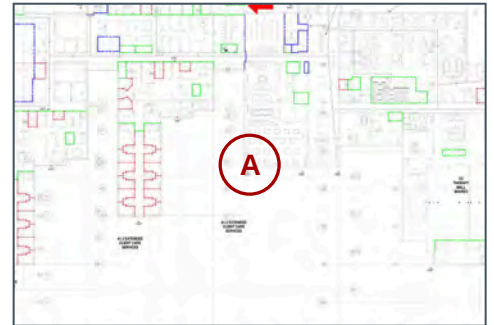
C1-112

Description

No caulk at all exterior door frames to floor

Sheet

A00-02



Photos



20200219_085229_photo

James Holtom

Feb 19, 2020 8:52 AM



20200219_085125_photo

James Holtom

Feb 19, 2020 8:51 AM

#248 Architectural

Status

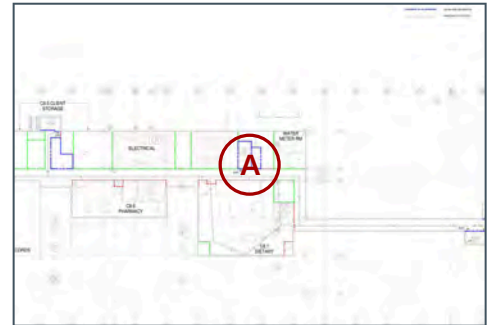
Open

Sheet

A00-06

Description

Poor quality finish to the floor



Photos



20200219_085125_photo

James Holtom

Feb 19, 2020 8:51 AM



20200219_085118_photo

James Holtom

Feb 19, 2020 8:51 AM

#249 Architectural

Status

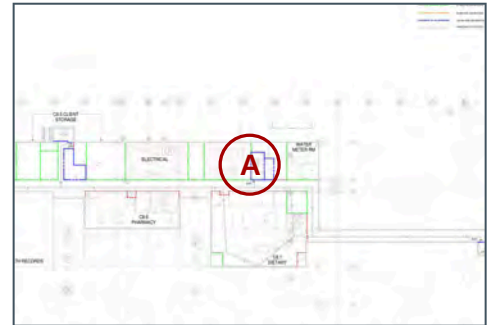
Open

Sheet

A00-06

Description

Confirm fire rating requirement
to plywood behind panels



Photos



20200219_085450_photo

James Holtom

Feb 19, 2020 8:54 AM

#250 Architectural

Status

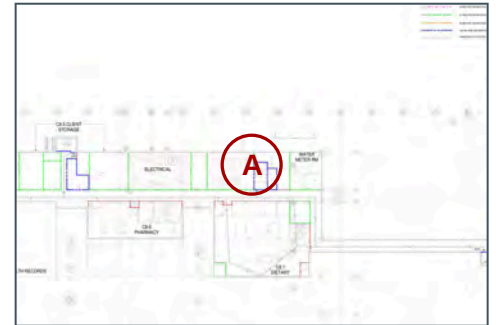
Open

Sheet

A00-06

Description

Structure requires a fire rating




Photos



20200219_085559_photo

James Holtom

Feb 19, 2020 8:55 AM



20200219_085559_photo_edited

James Holtom

Feb 19, 2020 8:55 AM

#251 Architectural

Status

Open

Location

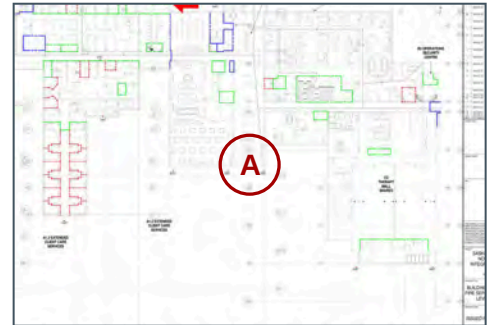
C1-111

Description

Paint bubbling at sill. A wood sill would have held up better

Sheet

A00-02



Photos



20200219_085812_photo

James Holtom

Feb 19, 2020 8:58 AM

#252 Architectural

Status

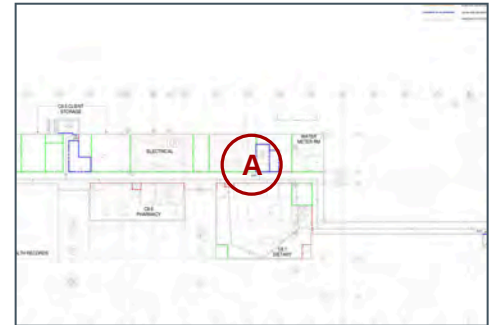
Open

Sheet

A00-06

Description

Shaft liner appropriate per contract requirements?



Photos



20200219_085750_photo

James Holtom

Feb 19, 2020 8:57 AM

#253 Architectural

Status

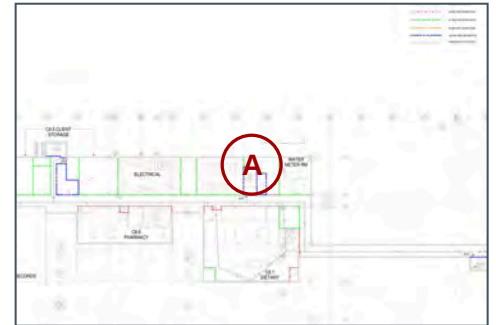
Open

Sheet

A00-06

Description

Fire rating to structure required



Photos



20200219_085910_photo

James Holtom

Feb 19, 2020 8:59 AM

#254 Architectural

Status

Open

Location

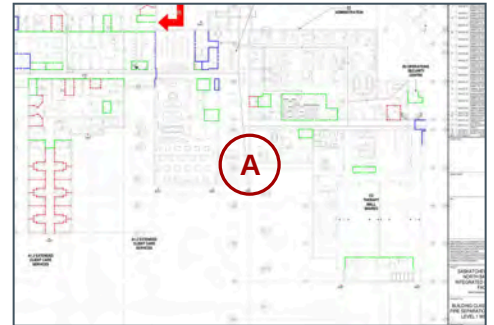
C1-111

Description

Flooring seam failed at cover corner.

Sheet

A00-02



Photos



20200219_090001_photo

James Holtom

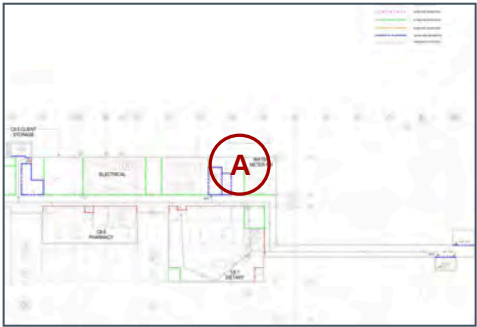
Feb 19, 2020 9:00 AM

#255 Architectural

Status
Open

Sheet
A00-06

Description
Fire seal required



Photos



20200219_090013_photo
James Holtom
Feb 19, 2020 9:00 AM



20200219_090013_photo_edited
James Holtom
Feb 19, 2020 9:00 AM

#256 Architectural

Status

Open

Location

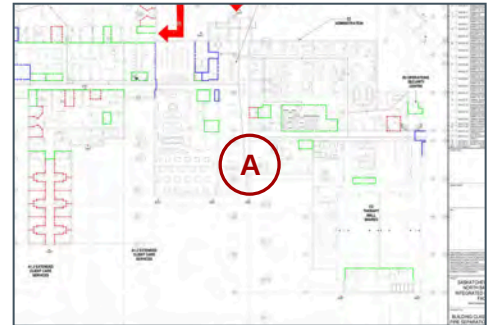
C1-111

Description

Transition seam fail..

Sheet

A00-02



Photos



20200219_090102_photo

James Holtom

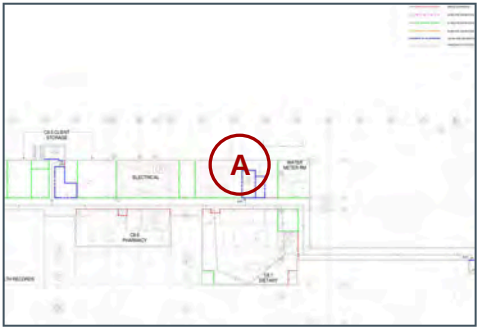
Feb 19, 2020 9:01 AM

#257 Architectural


Status
Open

Sheet
A00-06

Description
Door rating tag missing



Photos



20200219_090232_photo
James Holtom
Feb 19, 2020 9:02 AM

#258 Architectural

Status

Open

Sheet

A00-04

Description

Roof access limited by narrow walkway. Parapet height not high enough.



Photos



20200219_090209_photo

James Holtom

Feb 19, 2020 9:02 AM

#259 Architectural

Status

Open

Location

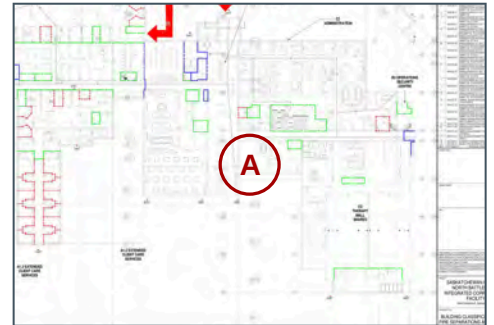
C1-110

Description


Miss-coordinated floor drain

Sheet

A00-02



Photos



20200219_090420_photo

James Holtom

Feb 19, 2020 9:04 AM



20200219_090324_photo

James Holtom

Feb 19, 2020 9:03 AM

#260 Architectural

Status

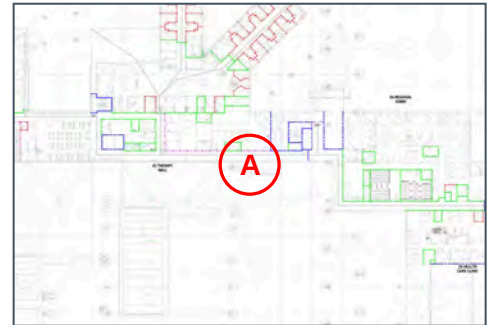
Open

Sheet

A00-04

Description

Roof access severely limited.
Parapet is not high enough to be
a barrier.



Photos



20200219_090314_photo

James Holtom

Feb 19, 2020 9:03 AM

#261 Architectural

Status

Open

Sheet

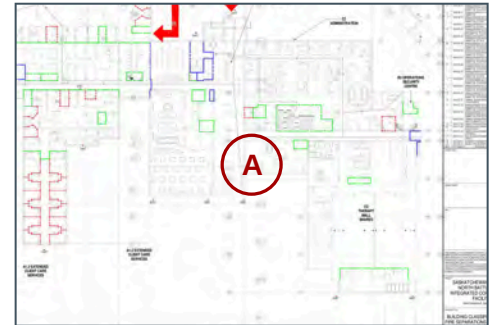
A00-02

Location

C1-110

Description

Flooring missing near counter



Photos



20200219_090601_photo

James Holtom

Feb 19, 2020 9:06 AM

#262 Architectural

Status

Open

Sheet

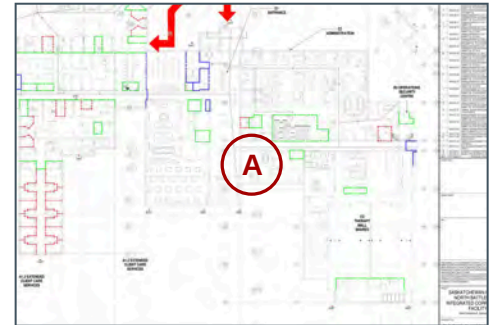
A00-02

Location

C1-110

Description

None of the stainless steel is caulked to floor but it is caulked to walls.



Photos



20200219_090712_photo

James Holtom

Feb 19, 2020 9:07 AM

#263 Architectural

Status

Open

Location

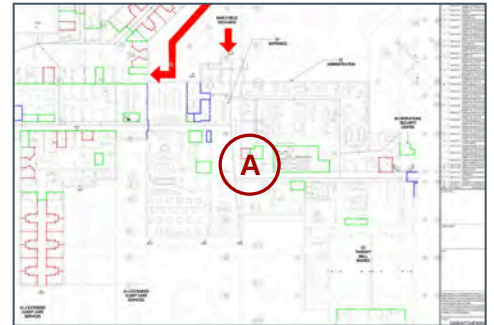
C1-003

Description


New leak in ceiling

Sheet

A00-02



Photos



20200219_091047_photo

James Holtom

Feb 19, 2020 9:10 AM

#264 Architectural

Status

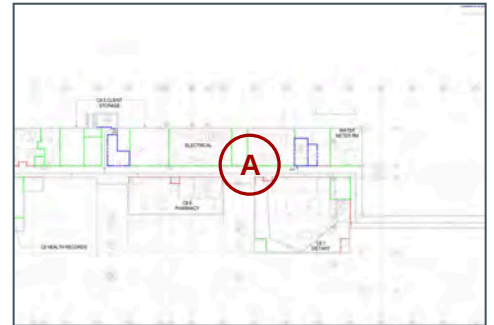
Open

Sheet


A00-06

Description

Fire sealant to floor/wall



Photos



20200219_091110_photo

James Holtom

Feb 19, 2020 9:11 AM

#266 Architectural

Status

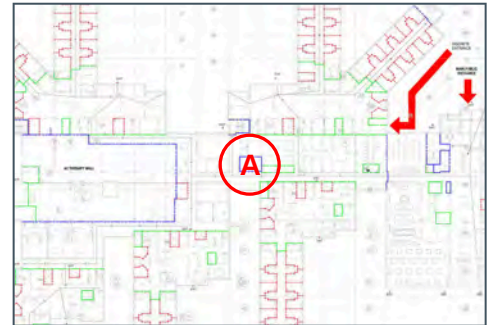
Open

Sheet

A00-02

Description

No anti ligature hand rails in elevators.



Photos



IMG_0954

James Holtom

Feb 19, 2020 9:08 AM

#267 Architectural

Status

Open

Location

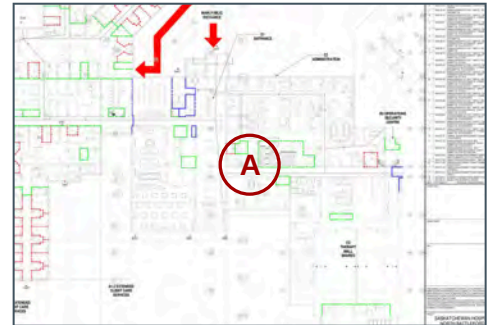
C1-005

Description


Gaps around brushes and frame

Sheet

A00-02



Photos



20200219_091232_photo

James Holtom

Feb 19, 2020 9:12 AM

#269 Architectural

Status

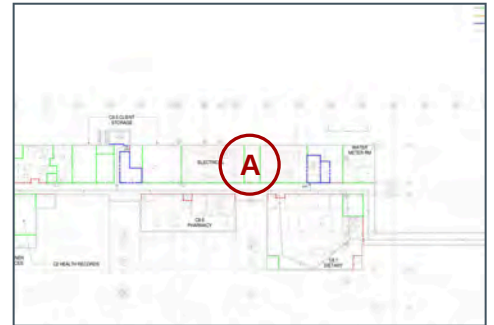
Open

Sheet

A00-06

Description

Rating required to structure if failure will cause the floor above to fail. Structure to confirm



Photos



20200219_091451_photo

James Holtom

Feb 19, 2020 9:14 AM

#270 Architectural

Status

Open

Location

C1-049

Description


Athletic flooring not sealed or sealed to lvt

Sheet

A00-02




Photos



20200219_091846_photo

James Holtom

Feb 19, 2020 9:18 AM



20200219_091833_photo

James Holtom

Feb 19, 2020 9:18 AM

#279 Architectural

Status

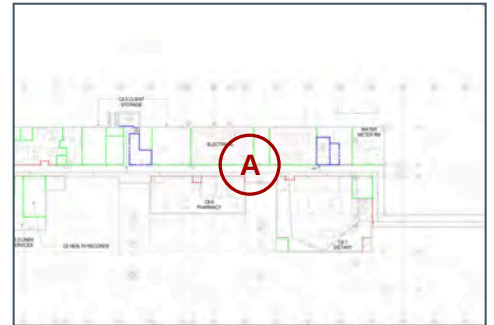
Open

Sheet


A00-06

Description

Door here not on plans



Photos



20200219_095719_photo

James Holtom

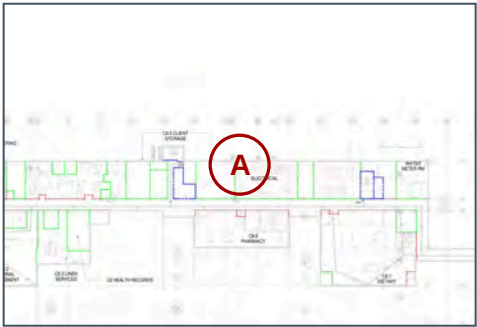
Feb 19, 2020 9:57 AM

#281 Architectural

Status
Open

Sheet
A00-06

Description
Floor penetrations not sealed



Photos



20200219_100042_photo
James Holtom
Feb 19, 2020 10:00 AM

#282 Architectural

Status

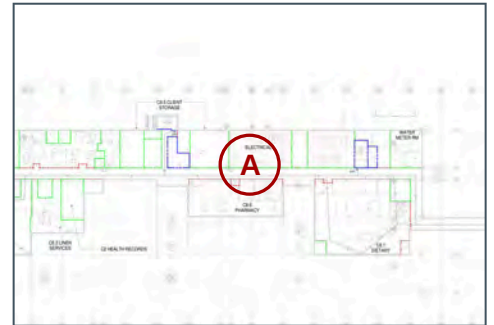
Open

Description


Oversized housekeeping pads

Sheet

A00-06



Photos



20200219_100220_photo

James Holtom

Feb 19, 2020 10:02 AM

#284 Architectural

Status

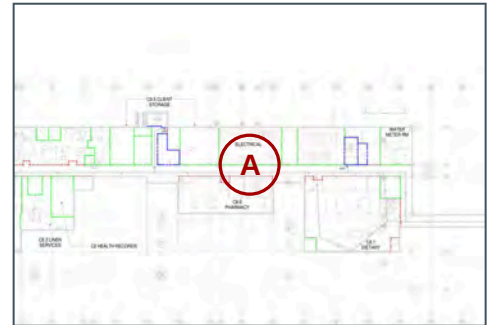
Open

Sheet

A00-06

Description

Confirm if fire treated plywood is required behind panels



Photos



20200219_100400_photo

James Holtom

Feb 19, 2020 10:04 AM

#285 Architectural

Status

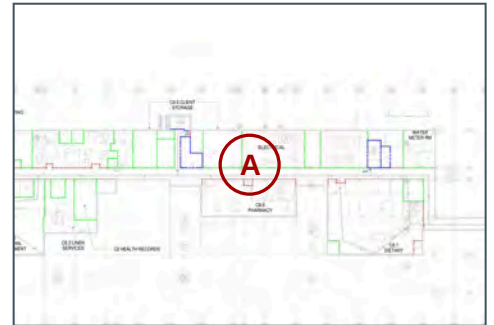
Open

Sheet

A00-06

Description

Saw cuts not filled, confirm spec requirements.



Photos



20200219_100603_photo

James Holtom

Feb 19, 2020 10:06 AM

#286 Architectural

Status

Open

Location

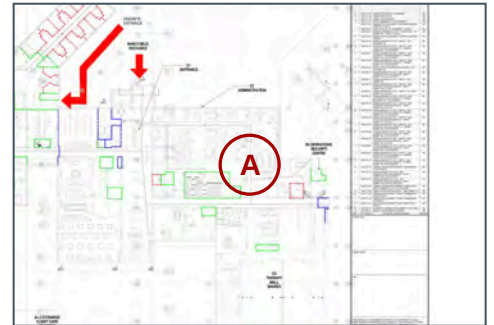
C1-200

Description


No corner guards have been included in admin suite and main corridors are seeing some wear

Sheet

A00-02



Photos



20200219_100142_photo

James Holtom

Feb 19, 2020 10:01 AM

#287 Architectural

Status

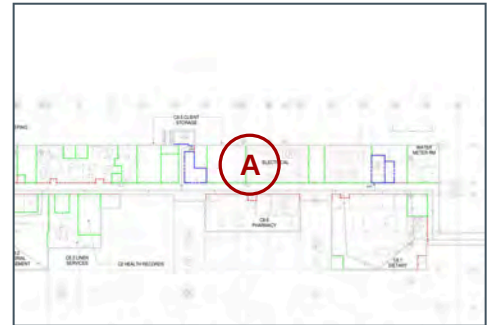
Open

Sheet


A00-06

Description

Confirm if rubber base was required to all basement areas



Photos



20200219_100830_photo

James Holtom

Feb 19, 2020 10:08 AM

#288 Architectural

Status

Open

Location

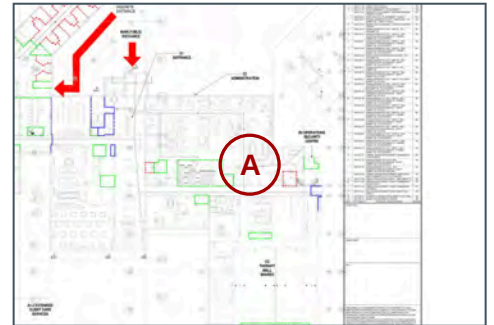
C1-200

Description


Carpet tile over cut at door

Sheet

A00-02



Photos



20200219_100827_photo

James Holtom

Feb 19, 2020 10:08 AM



20200219_100819_photo

James Holtom

Feb 19, 2020 10:08 AM

#289 Architectural

Status

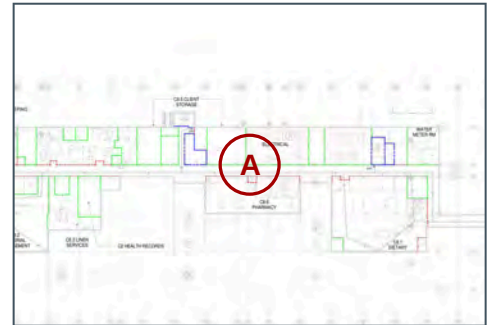
Open

Description

Confirm door hinge manufacturer is approved on submittal, middle hinge has no name tag noted, others are 'Lawrence'

Sheet

A00-06



Photos



20200219_101317_photo

James Holtom

Feb 19, 2020 10:13 AM



20200219_101317_photo_edited

James Holtom


Feb 19, 2020 10:13 AM



20200219_101309_photo

James Holtom

Feb 19, 2020 10:13 AM



20200219_101309_photo_edited

James Holtom

Feb 19, 2020 10:13 AM

#290 Architectural

Status

Open

Location

C1-134

Description


Door has anti ligature hardware
- every other door in admin has
a lever set.

Sheet

A00-02



Photos



20200219_101408_photo

James Holtom

Feb 19, 2020 10:14 AM



20200219_101356_photo

James Holtom

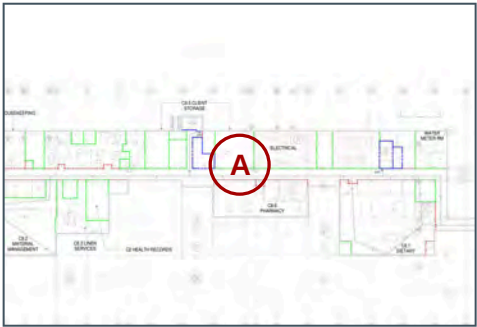
Feb 19, 2020 10:13 AM

#291 Architectural


Status
Open

Sheet
A00-06

Description
Evidence of leak, to be investigated my mechanical



Photos



20200219_102146_photo
James Holtom
Feb 19, 2020 10:21 AM



20200219_101505_photo
James Holtom
Feb 19, 2020 10:15 AM

#292 Architectural

Status

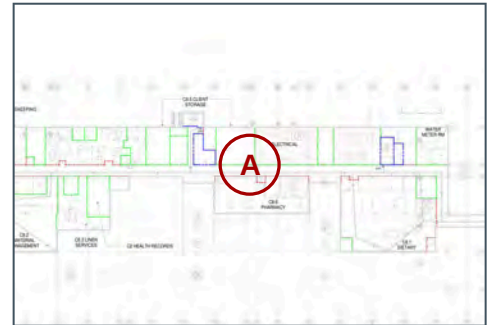
Open

Description


No floor pin to inactive door,
confirm hardware as specified

Sheet

A00-06




Photos



20200219_101748_photo

James Holtom

Feb 19, 2020 10:17 AM



20200219_101748_photo_edited

James Holtom

Feb 19, 2020 10:17 AM

#294 Architectural

Status

Open

Location

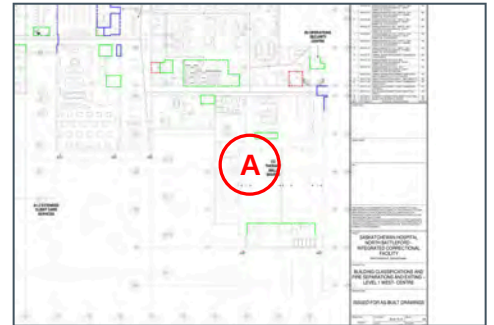
C1-026A

Description


Bubbling in the gymnasium flooring.

Sheet

A00-02



Photos



20200219_102237_photo

James Holtom

Feb 19, 2020 10:22 AM



20200219_102237_photo_edited

James Holtom

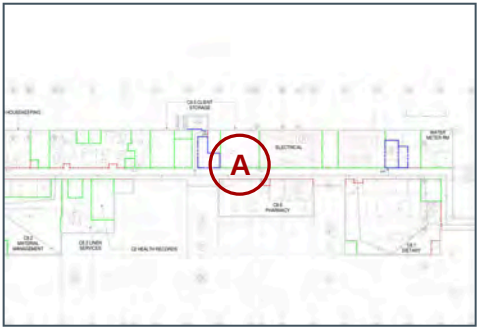
Feb 19, 2020 10:22 AM

#295 Architectural


Status
Open

Sheet
A00-06

Description
Incomplete fire seals



Photos



20200219_102301_photo
James Holtom
Feb 19, 2020 10:23 AM



20200219_102301_photo_edited
James Holtom
Feb 19, 2020 10:23 AM

#296 Architectural

Status

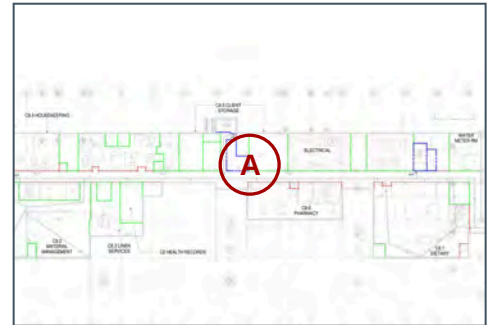
Open

Description


Missing fire sealant

Sheet

A00-06



Photos



20200219_102648_photo

James Holtom

Feb 19, 2020 10:26 AM



20200219_102648_photo_edited

James Holtom

Feb 19, 2020 10:26 AM

#297 Architectural

Status

Open

Location


C1-039

Description

Anti ligature grab rails have a plate which retains water until it evaporates

Sheet

A00-02



#298 Architectural

Status

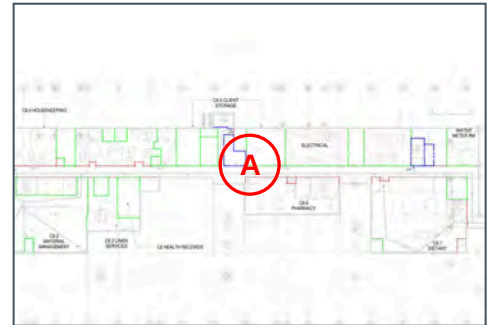
Open

Description

Unable to confirm continuity for
fore separation

Sheet

A00-06



Photos



20200219_102800_photo

James Holtom

Feb 19, 2020 10:28 AM



20200219_102800_photo_edited

James Holtom

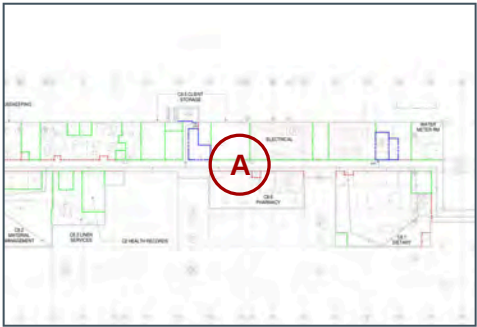
Feb 19, 2020 10:28 AM

#299 Architectural


Status
Open

Sheet
A00-06

Description
Evidence of heave to floor



Photos



20200219_103003_photo
James Holtom
Feb 19, 2020 10:30 AM

#300 Architectural

Status

Open

Location

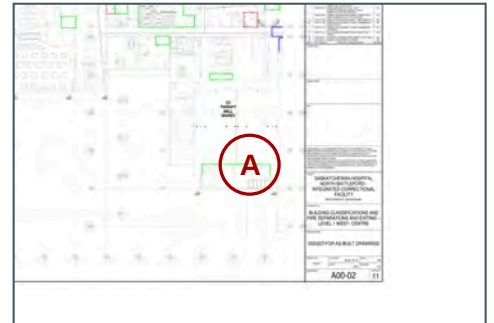
C1-026

Description

Not all conduit appear to be fire sealed

Sheet

A00-02



Photos



20200219_103104_photo

James Holtom

Feb 19, 2020 10:31 AM

#301 Architectural

Status

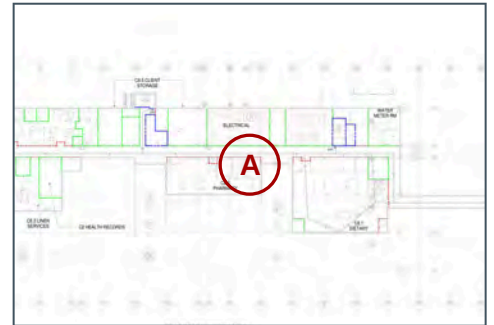
Open

Sheet


A00-06

Description

No barrier free urinal provided



Photos



20200219_103119_photo

James Holtom

Feb 19, 2020 10:31 AM

#302 Architectural

Status

Open

Location

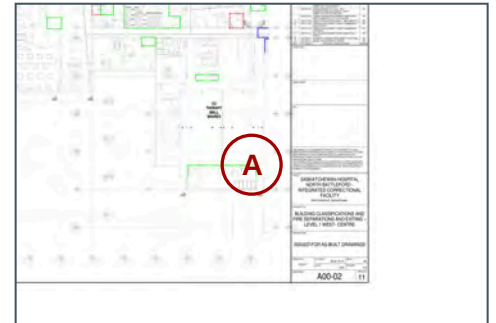
C1-026

Description

Double doors with no astragal in fire separation have a large air gap. Leafs have a stamp. Same on both sets.

Sheet

A00-02



Photos



20200219_103339_photo

James Holtom

Feb 19, 2020 10:33 AM



20200219_103256_photo

James Holtom

Feb 19, 2020 10:32 AM



20200219_103235_photo

James Holtom

Feb 19, 2020 10:32 AM

Status

Sheet

Description

The floor plan shows the second floor with various rooms including 'CALCULANT STORAGE', 'ELECTRICAL', 'DATA CENTER', 'RECEPTION SERVICES', and 'IT HEALTH MONITOR'. A red circle labeled 'A' is placed in the central corridor area, indicating the location of the fire alarm control panel.

A close-up photograph of a corner in a room. On the left, there are light-colored wooden cabinets with a dark brown baseboard. A metal hinge is visible on the right side of the cabinet. The floor is covered in a dark, speckled material. The wall on the right is a light yellow color.

James Holtom

Feb 19, 2020 10:32 AM

#304 Architectural

Status

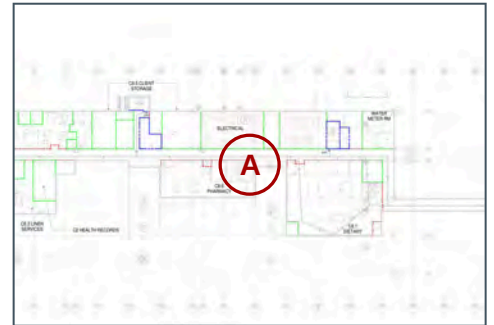
Open

Sheet


A00-06

Description

No provision of corner guards



Photos



20200219_103334_photo

James Holtom

Feb 19, 2020 10:33 AM

#305 Architectural

Status

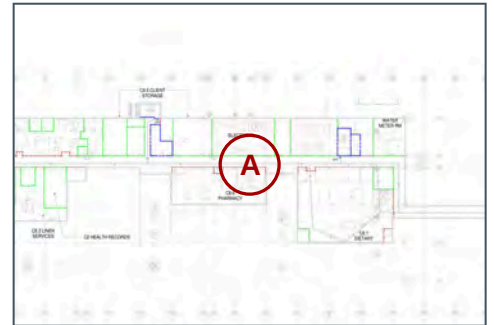
Open

Sheet

A00-06

Description

Construction joint not sealed



Photos



20200219_103446_photo

James Holtom

Feb 19, 2020 10:34 AM



20200219_103428_photo

James Holtom

Feb 19, 2020 10:34 AM

#306 Architectural

Status

Open

Location

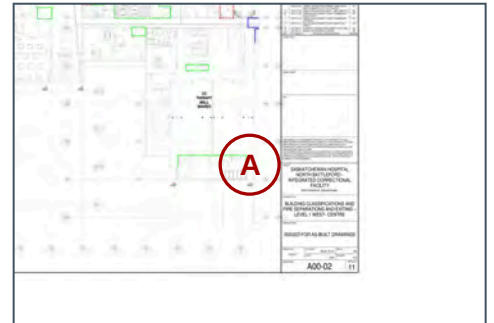
C1-026

Description

Door sweep not touching.
Operator noted mice are being
caught in vestibule

Sheet

A00-02



Photos



20200219_103527_photo

James Holtom

Feb 19, 2020 10:35 AM

#307 Architectural

Status

Open

Sheet

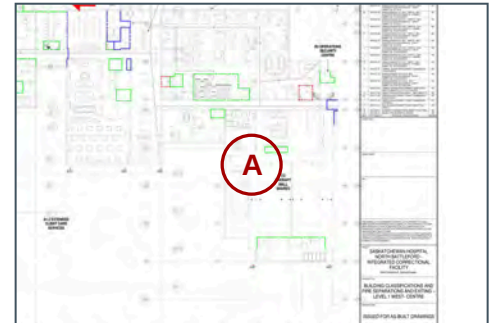
A00-02

Location


C1-026

Description

Missing fasteners at water fountains



Photos



20200219_103841_photo

James Holtom

Feb 19, 2020 10:38 AM


#308 Architectural

Status
Open

Sheet
A00-02

Location
C1-039

Description
Water pounding outside of showers, not making it to the drain.



Photos



20200219_104311_photo
James Holtom
Feb 19, 2020 10:43 AM

#309 Architectural

Status

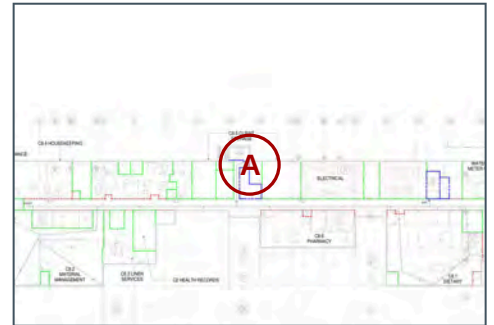
Open

Sheet

A00-06

Description

No name plate to hinge, no security type screw heads used



Photos



20200219_104341_photo

James Holtom

Feb 19, 2020 10:43 AM

#310 Architectural

Status

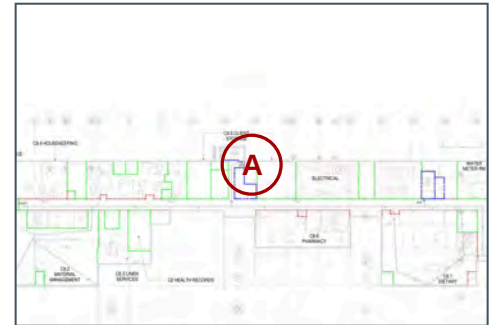
Open

Sheet

A00-06

Description

This wall and door should have a 1hr FR as this is a storage room. No rating to the door or frame



Photos



20200219_104601_photo

James Holtom

Feb 19, 2020 10:46 AM

#311 Architectural

Status

Open

Location

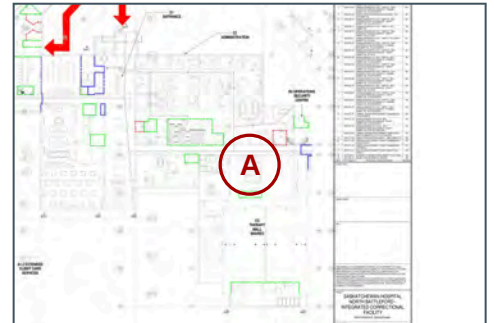
C1-038

Description

Flooring not sealed correctly

Sheet

A00-02



Photos



20200219_104549_photo

James Holtom

Feb 19, 2020 10:45 AM

#312 Architectural

Status

Open

Location

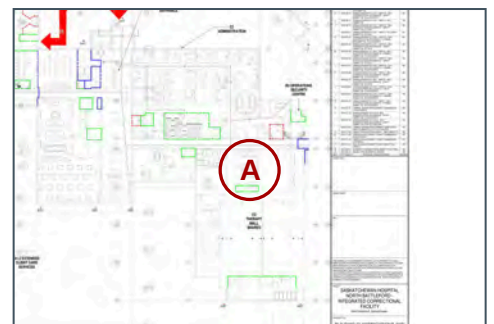
C1-038

Description

Shelf and coat hook missing

Sheet

A00-02




#313 Architectural

Status
Open

Sheet
A00-02

Location
C1-038

Description
Seaming failed



Photos



20200219_104731_photo
James Holtom
Feb 19, 2020 10:47 AM



20200219_104710_photo
James Holtom
Feb 19, 2020 10:47 AM

#315 Architectural

Status

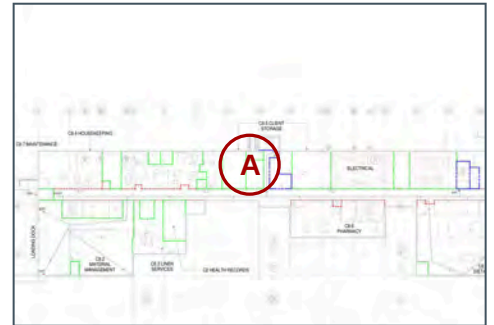
Open

Description

Numerous evidence of leaks to t-bar

Sheet

A00-06



Photos



20200219_105735_photo

James Holtom


Feb 19, 2020 10:57 AM



20200219_105735_photo_edited

James Holtom

Feb 19, 2020 10:57 AM



20200219_105138_photo

James Holtom

Feb 19, 2020 10:51 AM

#316 Architectural

Status

Open

Sheet

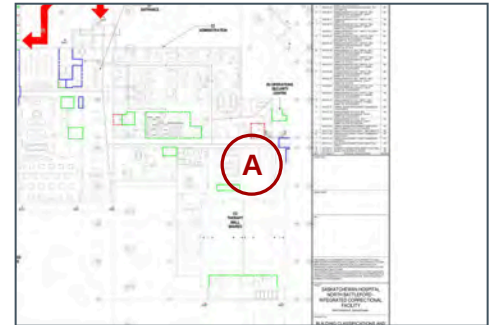
A00-02

Location

C1-020

Description

Open seams in icon cut in to floor



Photos



20200219_105318_photo

James Holtom

Feb 19, 2020 10:53 AM

#319 Architectural

Status

Open

Location

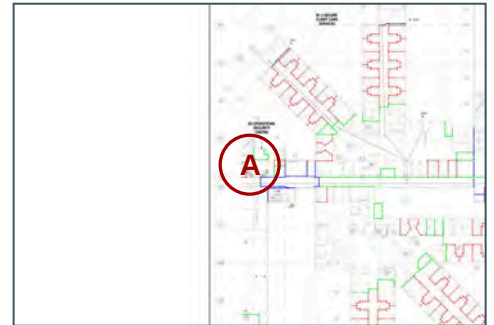
C1-012

Description


Poor VCT placing

Sheet

A00-03



Photos



20200219_110222_photo

James Holtom

Feb 19, 2020 11:02 AM

#320 Architectural

Status

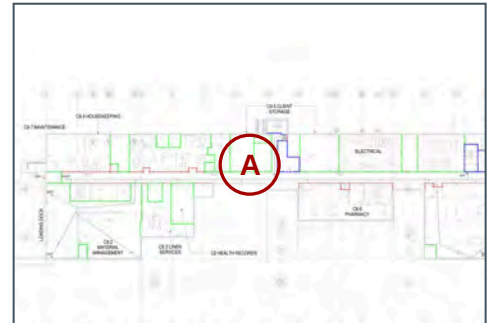
Open

Description

No drop pin to inactive door,
inconsistent door hardware

Sheet

A00-06



Photos



20200219_110420_photo

James Holtom

Feb 19, 2020 11:04 AM



20200219_110420_photo_edited

James Holtom

Feb 19, 2020 11:04 AM

#321 Architectural

Status

Open

Location

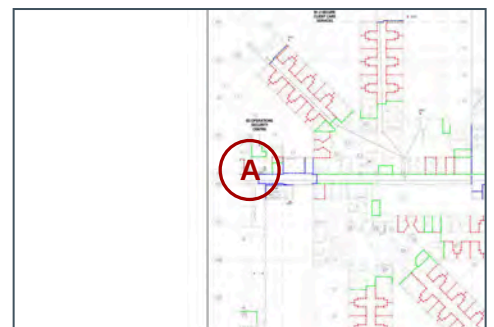
C1-011

Description

From the unsecured area you
can view in and see what is on
the security screen. Screens
may need privacy screens or

Sheet

A00-03



one way mirrors in to room from
corridor.

#323 Architectural

Status

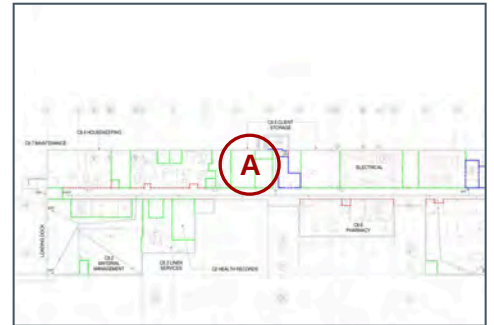
Open

Description

Mech to confirm if additional duct insulation is required

Sheet

A00-06



Photos



20200219_110854_photo

James Holtom

Feb 19, 2020 11:08 AM



20200219_110854_photo_edited

James Holtom

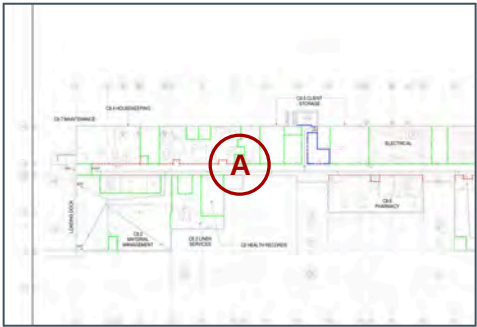
Feb 19, 2020 11:08 AM

#324 Architectural


Status
Open

Sheet
A00-06

Description
No fire rating label to either door



Photos



20200219_111150_photo
James Holtom
Feb 19, 2020 11:11 AM



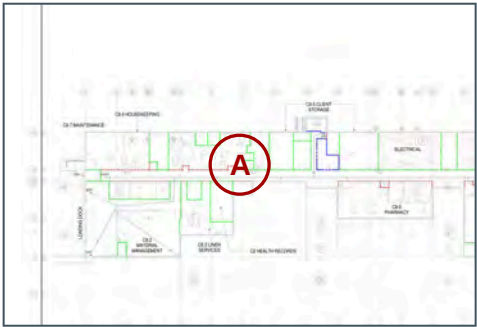
20200219_111140_photo
James Holtom
Feb 19, 2020 11:11 AM

#327 Architectural

Status
Open

Sheet
A00-06


Description
This is operating as a storage room and in not rated currently




Photos



20200219_111524_photo
James Holtom
Feb 19, 2020 11:15 AM



20200219_111524_photo_edited
James Holtom
Feb 19, 2020 11:15 AM



20200219_111510_photo
James Holtom
Feb 19, 2020 11:15 AM

#329 Architectural

Status

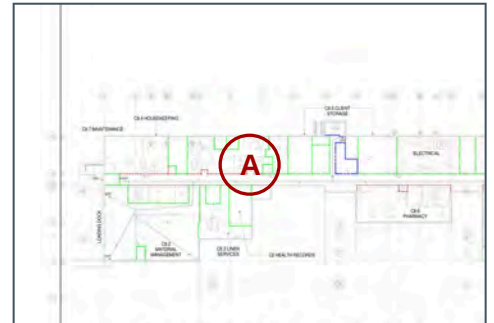
Open

Description


No exit signage

Sheet

A00-06



Photos



20200219_111755_photo

James Holtom

Feb 19, 2020 11:17 AM

#330 Architectural

Status

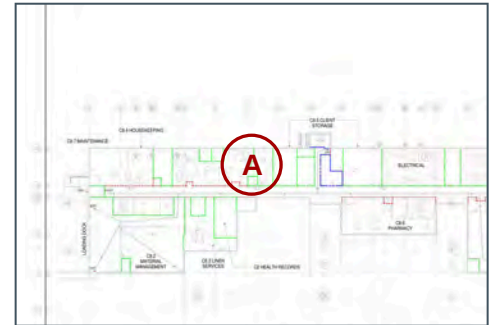
Open

Sheet

A00-06

Description

No fire rating label to either door
and no security screws installed




Photos



20200219_111945_photo

James Holtom

Feb 19, 2020 11:19 AM



20200219_111919_photo

James Holtom

Feb 19, 2020 11:19 AM

Status

Sheet

Description

[illegible]

A photograph of a yellow door with a black sign that reads "Nurse". The door is slightly ajar, revealing a glimpse of a room with a white countertop and various items on it. The door has a silver handle and a lock mechanism. The background is a plain white wall.

James Holtom

Feb 19, 2020 11:22 AM

#332 Architectural

Status

Open

Sheet

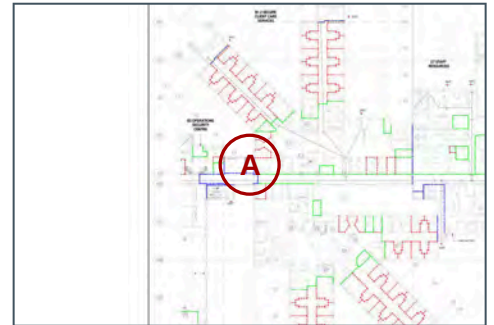
A00-03

Location

E1-003

Description

Drywall not sealed to floor in fire separation



Photos



20200219_112108_photo

James Holtom

Feb 19, 2020 11:21 AM

#333 Architectural

Status

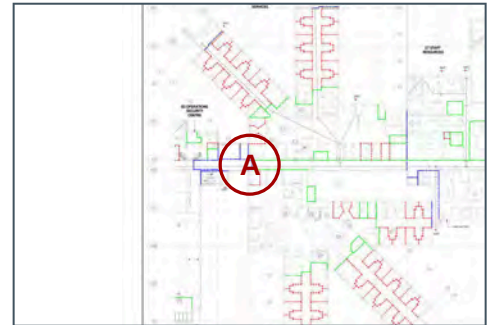
Open

Sheet

A00-03

Description

Building movement joint does not have joint in floor




Photos



20200219_112256_photo

James Holtom


Feb 19, 2020 11:22 AM



20200219_112252_photo

James Holtom

Feb 19, 2020 11:22 AM



20200219_112247_photo

James Holtom

Feb 19, 2020 11:22 AM

#334 Architectural

Status

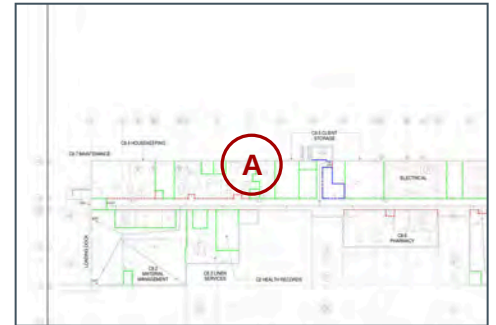
Open

Sheet


A00-06

Description

Room is being used for sleeping accommodation, room designation does not support this use



Photos



20200219_121937_photo

James Holtom

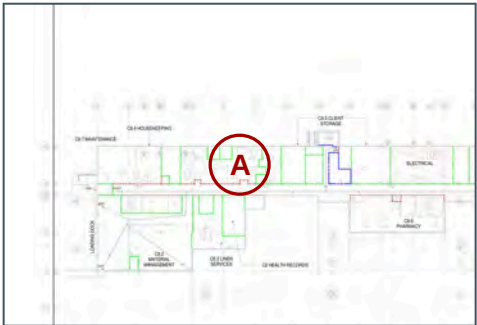
Feb 19, 2020 12:19 PM

#336 Architectural


Status
Open

Sheet
A00-06

Description
Corner guard required



Photos



20200219_122109_photo
James Holtom
Feb 19, 2020 12:21 PM



20200219_122101_photo
James Holtom
Feb 19, 2020 12:21 PM

#341 Architectural

Status

Open

Location

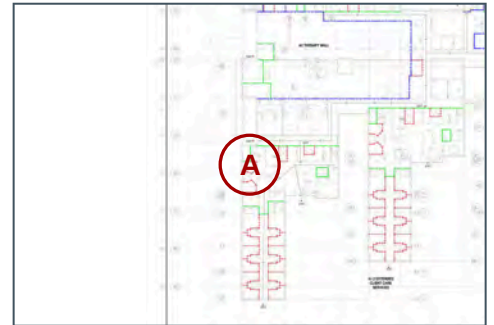
W1-317

Description


Flooring bubbled at cove

Sheet

A00-02



Photos



20200219_122833_photo

James Holtom

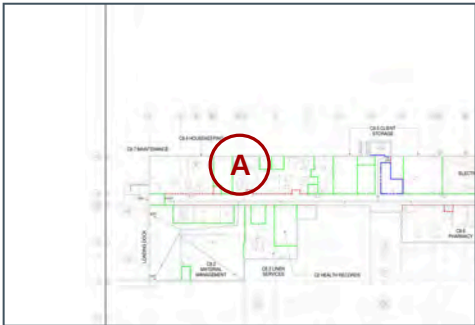
Feb 19, 2020 12:28 PM

#342 Architectural


Status
Open

Sheet
A00-06

Description
Inappropriate flooring



Photos



20200219_122925_photo
James Holtom
Feb 19, 2020 12:29 PM

#343 Architectural

Status

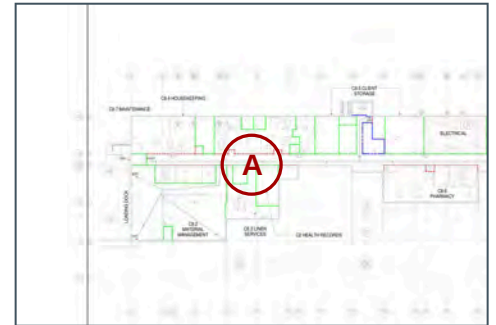
Open

Sheet

A00-06

Description

Confirm that linen services & storage does not need to be rated



Photos



20200219_123245_photo

James Holtom

Feb 19, 2020 12:32 PM

#344 Architectural

Status

Open

Sheet

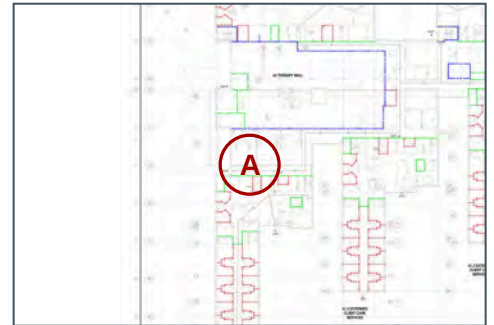
A00-02

Location

W1-074

Description

Cracked slab



Photos



20200219_123407_photo

James Holtom

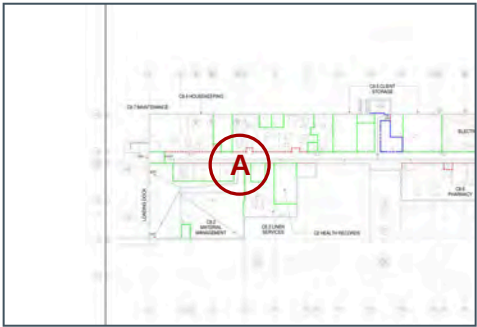
Feb 19, 2020 12:34 PM

#346 Architectural

Status
Open

Sheet
A00-06

Description
No fire label visible



Photos



20200219_123851_photo
James Holtom
Feb 19, 2020 12:38 PM

#347 Architectural

Status

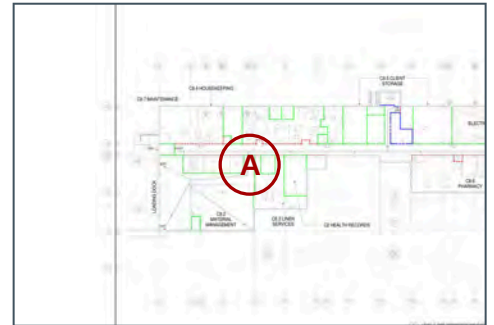
Open

Sheet


A00-06

Description

Doors do not open in direction of escape, no exit sign



Photos



20200219_124037_photo

James Holtom

Feb 19, 2020 12:40 PM

#348 Architectural

Status

Open

Sheet

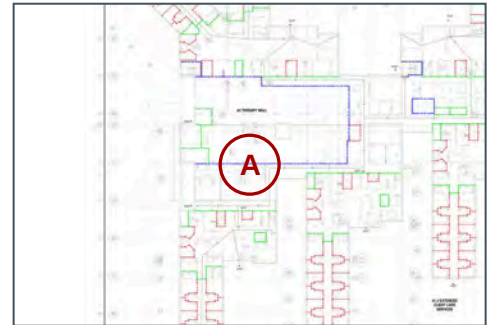
A00-02

Location


W1-081

Description

Wall protection seam failure in shower.




Photos



20200219_124214_photo

James Holtom

Feb 19, 2020 12:42 PM



20200219_124144_photo

James Holtom

Feb 19, 2020 12:41 PM

#349 Architectural

Status

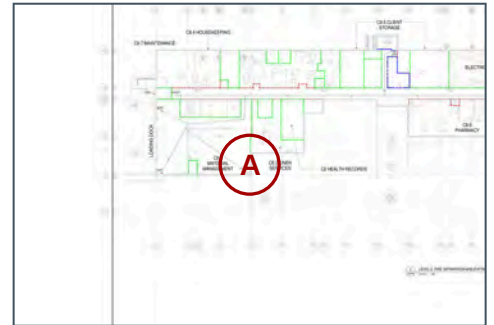
Open

Sheet

A00-06

Description

Paint peeling potential moisture problem



Photos



20200219_124345_photo

James Holtom

Feb 19, 2020 12:43 PM



20200219_124345_photo_edited

James Holtom

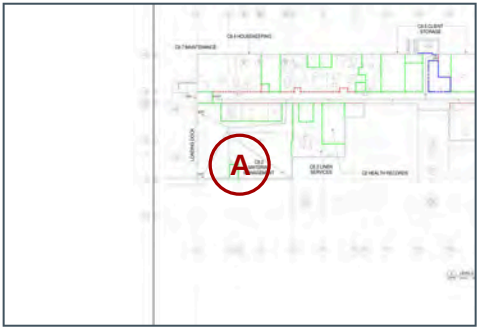
Feb 19, 2020 12:43 PM

#352 Architectural


Status
Open

Sheet
A00-06

Description
Suggest corner guard



Photos



20200219_124503_photo
James Holtom
Feb 19, 2020 12:45 PM

#353 Architectural

Status

Open

Location

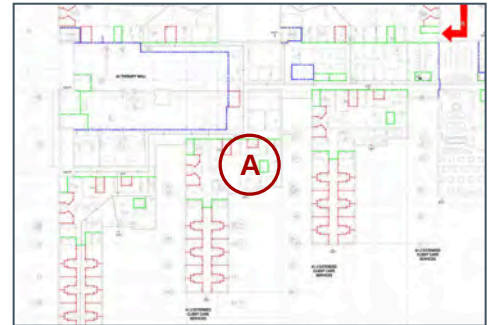
W1-400

Description

Columns should generally have corner guards.

Sheet

A00-02



Photos



20200219_124627_photo

James Holtom

Feb 19, 2020 12:46 PM

#354 Architectural

Status

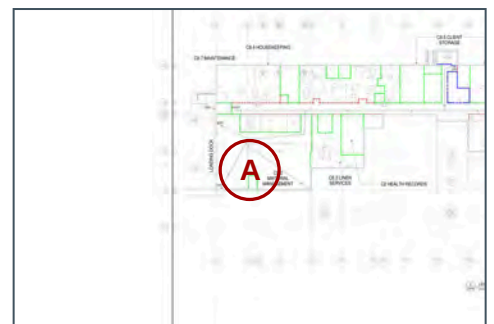
Open

Description

Door does not open in the direction of escape

Sheet

A00-06

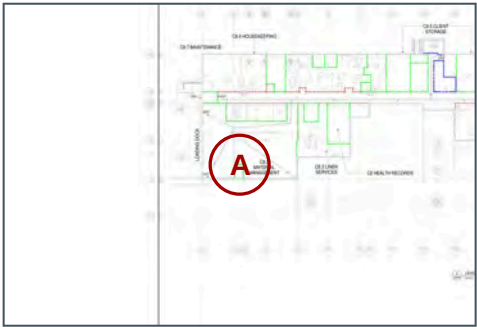


#355 Architectural

Status
Open

Sheet
A00-06

Description
No fire rating label to door or frame



Photos



20200219_124729_photo
James Holtom
Feb 19, 2020 12:47 PM

#356 Architectural

Status

Open

Location

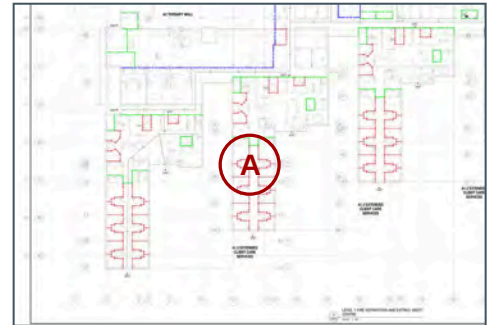
W1-450

Description

Flooring weld failing.

Sheet

A00-02



Photos



20200219_124812_photo

James Holtom

Feb 19, 2020 12:48 PM

#357 Architectural

Status

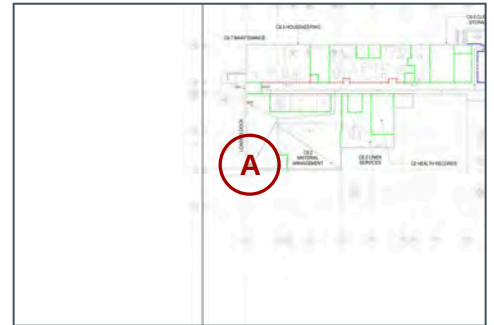
Open

Description


Fire spray failure

Sheet

A00-06



Photos



20200219_124958_photo

James Holtom

Feb 19, 2020 12:49 PM



20200219_124958_photo_edited

James Holtom

Feb 19, 2020 12:49 PM

#358 Architectural

Status

Open

Sheet

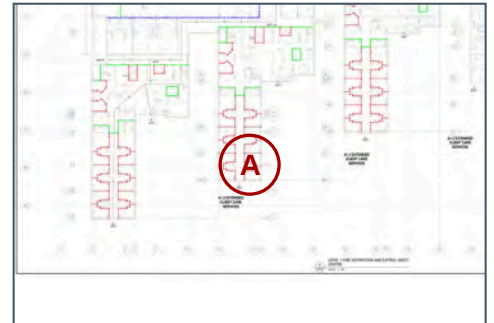
A00-02

Location


W1-441

Description

Failed seam



Photos



20200219_125024_photo

James Holtom

Feb 19, 2020 12:50 PM

#360 Architectural

Status

Open

Location

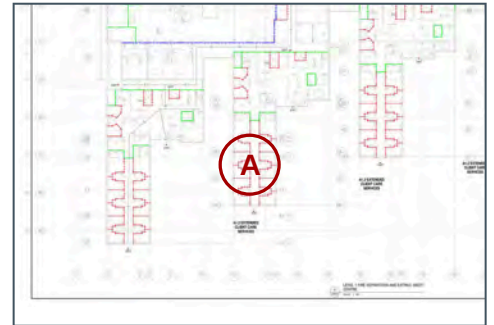
W1-438

Description


Bad flooring seam

Sheet

A00-02



Photos



20200219_125211_photo

James Holtom

Feb 19, 2020 12:52 PM

#363 Architectural

Status

Open

Location

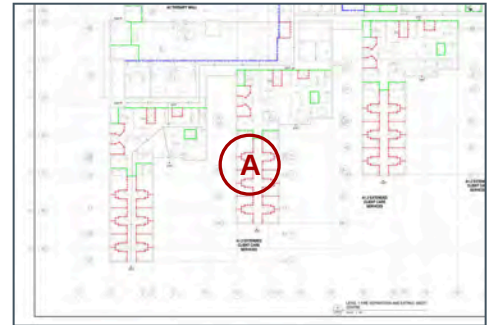
W1-449

Description


Bad flooring cut

Sheet

A00-02



Photos



20200219_125336_photo

James Holtom

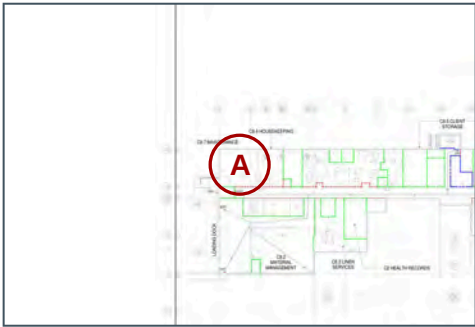
Feb 19, 2020 12:53 PM

#366 Architectural

Status
Open

Sheet
A00-06

Description
T-bar suitable?



Photos



20200219_125710_photo
James Holtom
Feb 19, 2020 12:57 PM

#367 Architectural

Status

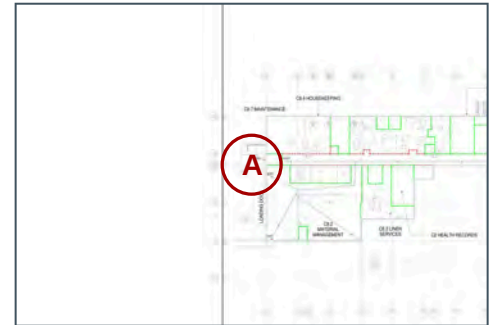
Open

Sheet

A00-06

Description

Lift is not accessible



Photos



20200219_125844_photo

James Holtom

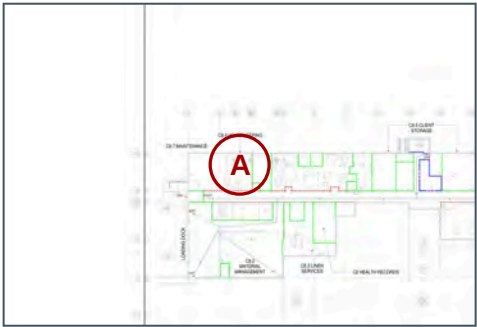
Feb 19, 2020 12:58 PM

#368 Architectural

Status
Open

Sheet
A00-06

Description
This storage room needs to be rated, not currently rated. No rating label to door



Photos



20200219_130213_photo
James Holtom
Feb 19, 2020 1:02 PM



20200219_130143_photo
James Holtom
Feb 19, 2020 1:01 PM

#369 Architectural

Status

Open

Sheet

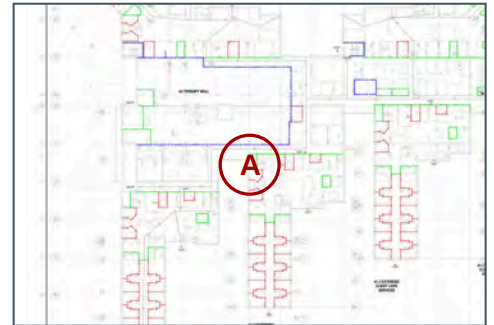
A00-02

Location


W1-085

Description

Poor concrete finish on floor.



Photos



20200219_130241_photo

James Holtom

Feb 19, 2020 1:02 PM

#371 Architectural

Status

Open

Sheet

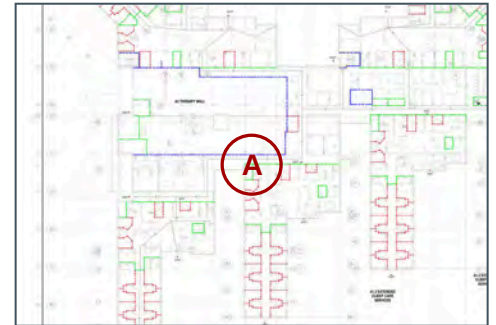
A00-02

Location

W1-085

Description

No stamp on door in rated wall



Photos



20200219_130329_photo

James Holtom

Feb 19, 2020 1:03 PM

#372 Architectural

Status

Open

Sheet

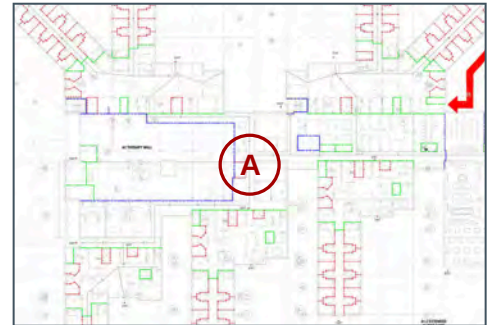
A00-02

Location


W1-036

Description

Flooring uneven



Photos



20200219_131219_photo

James Holtom

Feb 19, 2020 1:12 PM

#373 Architectural

Status

Open

Location

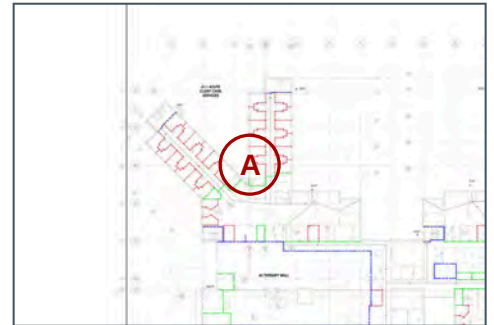
W1-263

Description

Wet interior windows. Lots of condensation.

Sheet

A00-02



Photos



20200219_132848_photo

James Holtom

Feb 19, 2020 1:28 PM

#374 Architectural

Status

Open

Sheet

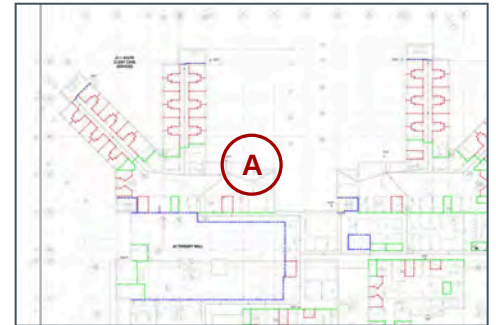
A00-02

Location

W1-219

Description

Condensation on glazing



Photos



20200219_133139_photo

James Holtom

Feb 19, 2020 1:31 PM

#375 Architectural

Status

Open

Sheet

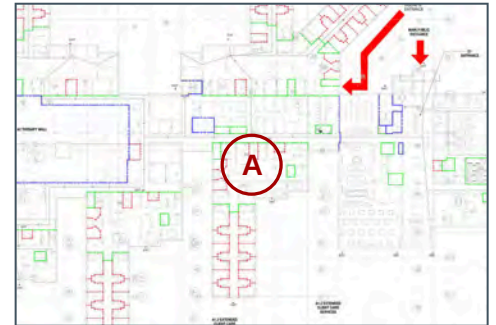
A00-02

Location

W1-520

Description

No cart rail and significant damage



Photos



20200219_141337_photo

James Holtom

Feb 19, 2020 2:13 PM



20200219_141316_photo

James Holtom

Feb 19, 2020 2:13 PM



20200219_134135_photo

James Holtom

Feb 19, 2020 1:41 PM

#377 Architectural

Status

Open

Sheet

A02-46R

Description

Should be housed in millwork



Photos



20200219_134632_photo

James Holtom

Feb 19, 2020 1:46 PM

#378 Architectural

Status

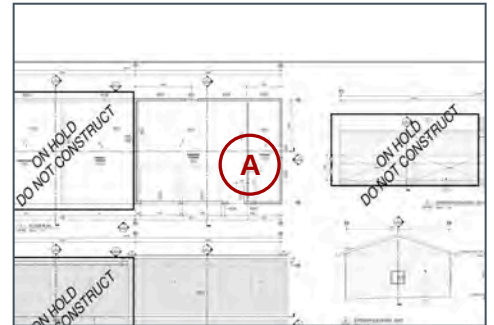
Open

Description

No rated label to fire door, no security screws

Sheet

A02-45R



Photos



20200219_135227_photo

James Holtom

Feb 19, 2020 1:52 PM

#379 Architectural

Status

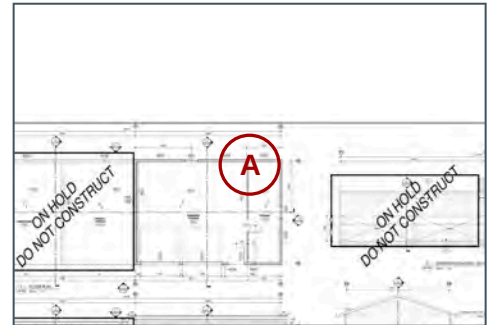
Open

Description

Combustible wall lining and no fire sealant to rated wall

Sheet

A02-45R



Photos



20200219_135352_photo

James Holtom

Feb 19, 2020 1:53 PM



20200219_135314_photo

James Holtom

Feb 19, 2020 1:53 PM

#380 Architectural

Status

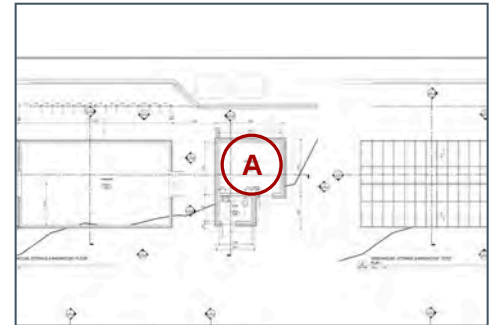
Open

Sheet

A02-43R

Description

Not constructed, storage shed constructed in place. Confirm if approved change



Photos



20200219_140317_photo

James Holtom

Feb 19, 2020 2:03 PM



20200219_140300_photo

James Holtom

Feb 19, 2020 2:03 PM

#390 Architectural

Status

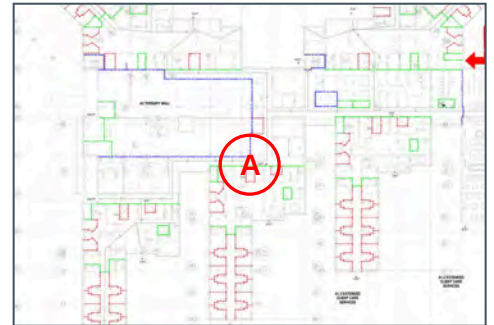
Open

Sheet


A00-02

Description

Anti -ligature handle in area it isn't required, causing inconvenience in operation.



Photos



20200219_145816_photo

James Holtom

Feb 19, 2020 2:58 PM

#391 Architectural

Status

Open

Location

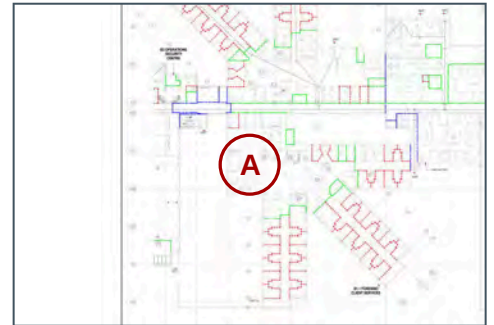
E1-600

Description

No wall protection

Sheet

A00-03



Photos



20200219_150656_photo

James Holtom

Feb 19, 2020 3:06 PM

#392 Architectural

Status

Open

Location

E1-690

Description


Signs of moisture at the sills and paint releasing. Persistent throughout.

Sheet

A00-03



Photos



20200219_151001_photo

James Holtom

Feb 19, 2020 3:10 PM

#393 Architectural

Status

Open

Sheet


A00-03

Description

Throughout, interior of kanban not caulked at floor within.
Though caulked at room side.



Photos



20200219_151126_photo

James Holtom

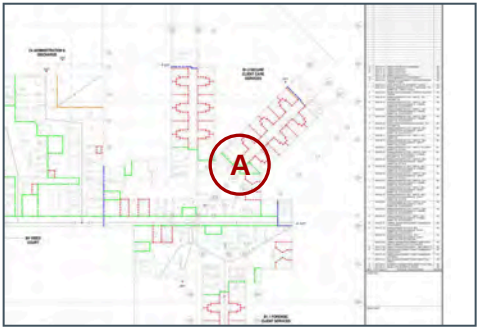
Feb 19, 2020 3:11 PM

#394 Architectural

Status
Open

Sheet
A00-03

Description
Label to fire doors not visible



Photos



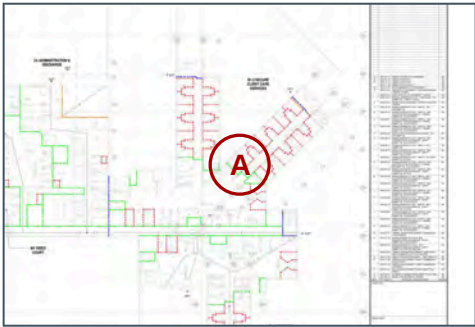
20200219_151005_photo
James Holtom
Feb 19, 2020 3:10 PM

#395 Architectural


Status
Open

Sheet
A00-03

Description
Door too short, gap to frame



Photos



20200219_151218_photo
James Holtom
Feb 19, 2020 3:12 PM

#396 Architectural

Status

Open

Location

E1-684

Description

Pit in the coving in shower

Sheet

A00-03



Photos



20200219_151335_photo

James Holtom

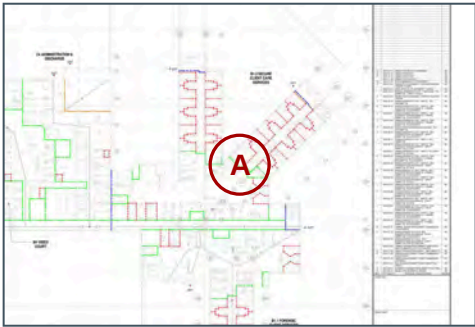
Feb 19, 2020 3:13 PM

#397 Architectural


Status
Open

Sheet
A00-03

Description
No trim to shower wall covering,
infection control issue - typical



Photos



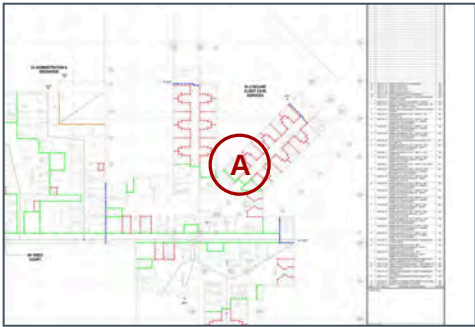
20200219_151413_photo
James Holtom
Feb 19, 2020 3:14 PM

#398 Architectural


Status
Open

Sheet
A00-03

Description
No motors visible for gantry,
clear ligature issue



Photos



20200219_151608_photo
James Holtom
Feb 19, 2020 3:16 PM

#399 Architectural

Status

Open

Location

E1-638

Description

Condensation at frame

Sheet

A00-03



Photos



20200219_151539_photo

James Holtom

Feb 19, 2020 3:15 PM

#400 Architectural

Status

Open

Location

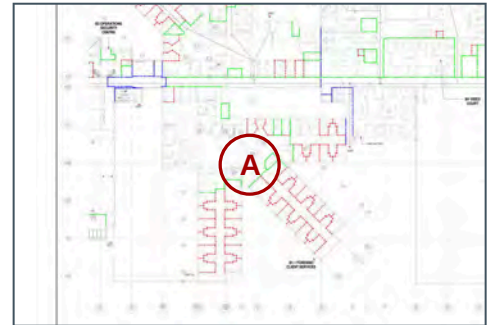
E1-600

Description


Bad flooring seam

Sheet

A00-03



Photos



20200219_151638_photo

James Holtom

Feb 19, 2020 3:16 PM

#401 Architectural

Status

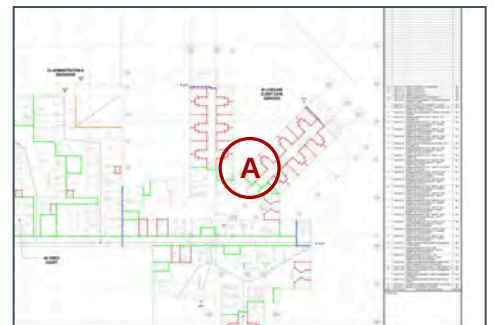
Open

Description

Is emergency power required for the ceiling motor to the x-y gantry?

Sheet

A00-03



#403 Architectural

Status

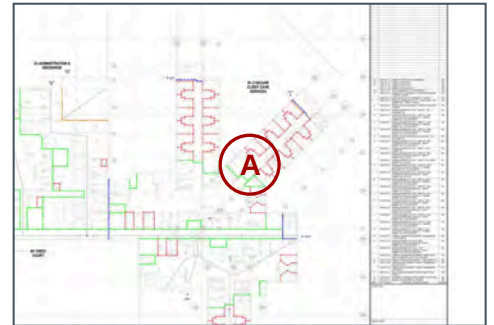
Open

Sheet


A00-03

Description

Are there hinges appropriate considering anti ligature issues



Photos



20200219_152022_photo

James Holtom

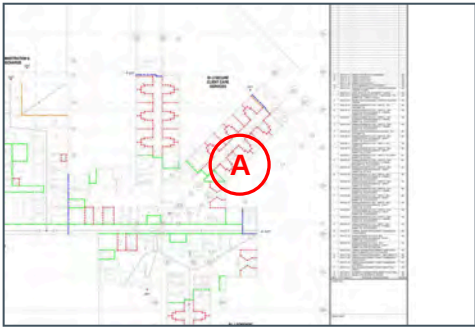
Feb 19, 2020 3:20 PM

#405 Architectural

Status
Open

Sheet
A00-03

Description
E1-481. Panel delaminating.



Photos



20200219_152125_photo
James Holtom
Feb 19, 2020 3:21 PM

#406 Architectural


Status
Open

Sheet
A00-03

Description
Failure of sealant to shower wall
covering



Photos



20200219_152135_photo
James Holtom
Feb 19, 2020 3:21 PM

#407 Architectural

Status


Open

Sheet


A00-03

Description

Inconsistent installation of door brushes, does not assist noise or smoke separation




Photos



20200219_152559_photo

James Holtom

Feb 19, 2020 3:25 PM



20200219_152559_photo_edited

James Holtom

Feb 19, 2020 3:25 PM

#408 Architectural

Status

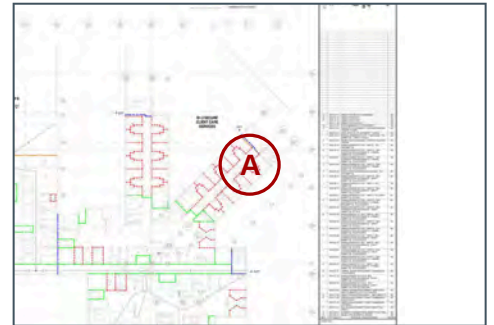
Open

Sheet

A00-03

Description

Flooring lifting at floor bracket,
also plate not flush with floor
finish




Photos



20200219_152748_photo

James Holtom

Feb 19, 2020 3:27 PM



20200219_152748_photo_edited

James Holtom

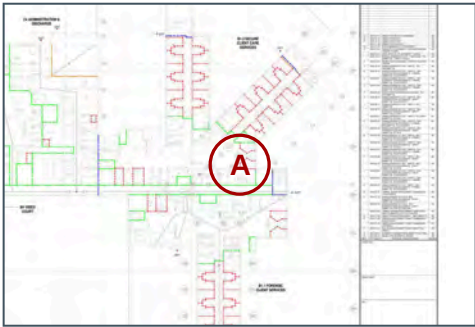
Feb 19, 2020 3:27 PM

#413 Architectural


Status
Open

Sheet
A00-03

Description
Acoustic seal not effective



Photos



20200219_153255_photo
James Holtom
Feb 19, 2020 3:32 PM



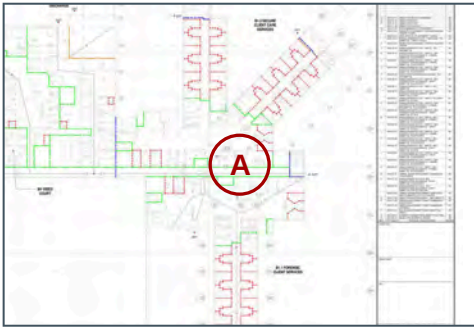
20200219_153255_photo_edited
James Holtom
Feb 19, 2020 3:32 PM

#414 Architectural


Status
Open

Sheet
A00-03

Description
Gap to millwork, possible
infection control issue



Photos



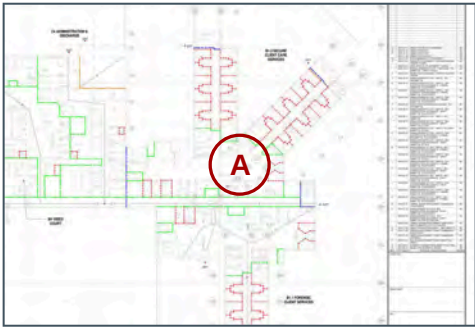
20200219_153535_photo
James Holtom
Feb 19, 2020 3:35 PM

#415 Architectural

Status
Open

Sheet
A00-03

Description
Concern expressed over the protection afforded by the millwork design



Photos



20200219_154358_photo
James Holtom
Feb 19, 2020 3:43 PM



20200219_154225_photo
James Holtom
Feb 19, 2020 3:42 PM

#418 Architectural

Status

Open

Sheet

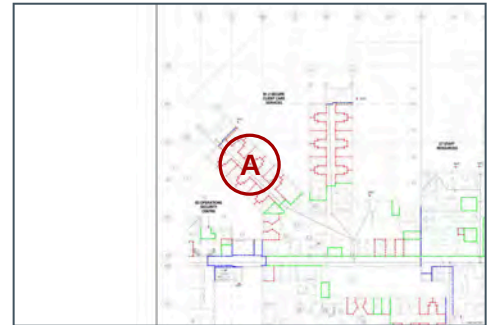
A00-03

Location

E1-150

Description

No insulation to provide acoustic sep in manifold cover



Photos



20200219_155142_photo

James Holtom

Feb 19, 2020 3:51 PM

#419 Architectural

Status

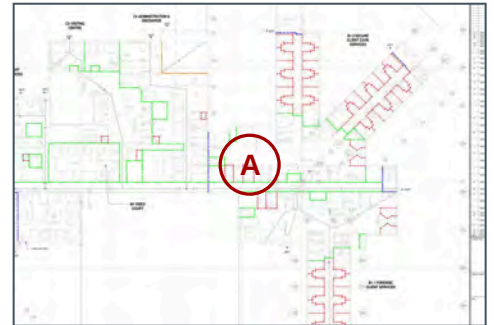
Open

Sheet


A00-03

Description

Door not latching when closed slowly



Photos



20200219_155240_video

James Holtom

Feb 19, 2020 3:52 PM

[Download video](#)

#421 Architectural

Status

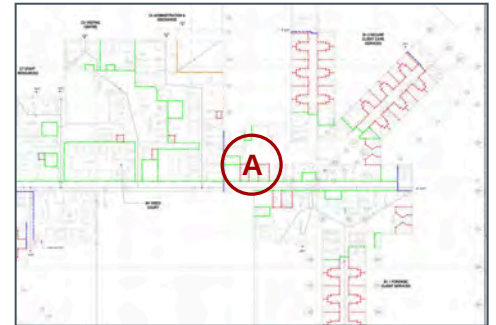
Open

Sheet


A00-03

Description

Door not latching when closed slowly



Photos



20200219_155524_video

James Holtom

Feb 19, 2020 3:55 PM

[Download video](#)

#422 Architectural

Status

Open

Sheet

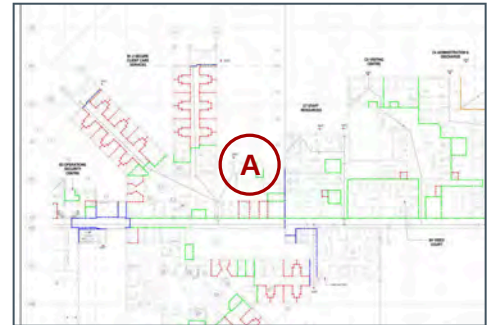
A00-03

Location


E1-122

Description

Paint chipping from sill in an unoccupied wing



Photos



20200219_155602_photo

James Holtom

Feb 19, 2020 3:56 PM

#425 Architectural

Status

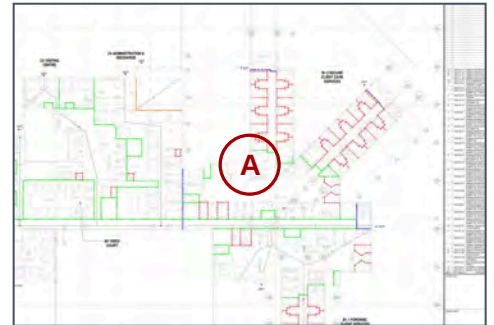
Open

Sheet


A00-03

Description

Typical issue - gap presents a potential infection control issue



Photos



20200219_160302_photo

James Holtom

Feb 19, 2020 4:03 PM



20200219_160302_photo_edited

James Holtom

Feb 19, 2020 4:03 PM

#426 Architectural

Status

Open

Location

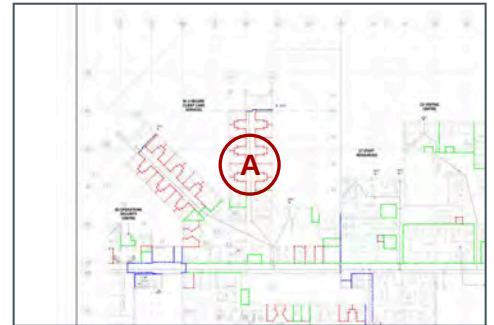
E1-165

Description

Zero insulation to provide acoustic separation as perceived through manifold. None in this entire wing.

Sheet

A00-03



Photos



20200219_160811_photo

James Holtom


Feb 19, 2020 4:08 PM



20200219_160759_photo

James Holtom

Feb 19, 2020 4:07 PM



20200219_160650_photo

James Holtom

Feb 19, 2020 4:06 PM



20200219_160610_photo

James Holtom

Feb 19, 2020 4:06 PM



20200219_160602_photo

James Holtom

Feb 19, 2020 4:06 PM

#428 Architectural

Status

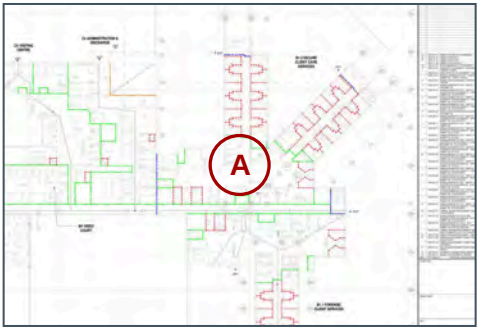
Sheet

Open

A00-03

Description

No corner guard



#429 Architectural

Status

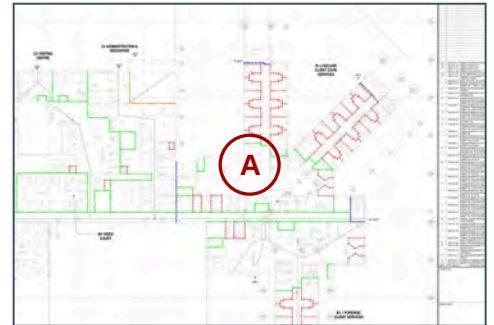
Open

Sheet


A00-03

Description

Poor quality flooring install




Photos



20200219_161014_photo

James Holtom

Feb 19, 2020 4:10 PM



20200219_161014_photo_edited

James Holtom

Feb 19, 2020 4:10 PM

#430 Architectural

Status

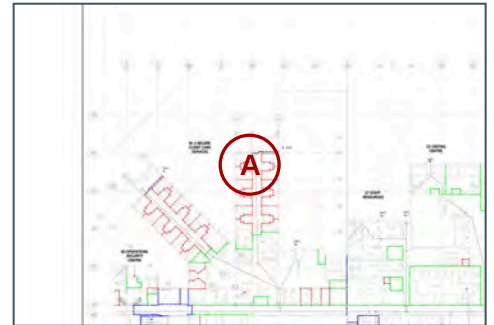
Open

Sheet

A00-03

Description

Rust already apparent on niche



Photos



20200219_161034_photo

James Holtom

Feb 19, 2020 4:10 PM

#431 Architectural

Status

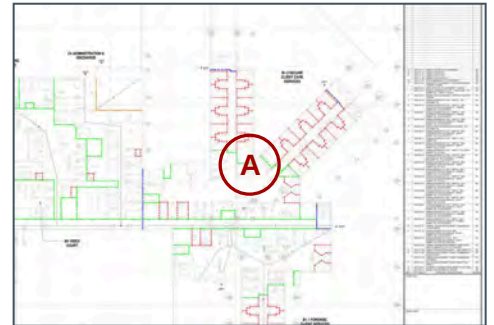
Open

Sheet


A00-03

Description

Tub not accessible, no wall protection from shower. Appears to be a residential style bath



Photos



20200219_161157_photo

James Holtom

Feb 19, 2020 4:11 PM

#432 Architectural


Status
Open

Sheet
A00-03

Description
X-y gantry required here?



Photos



20200219_161712_photo
James Holtom
Feb 19, 2020 4:17 PM

#433 Architectural

Status

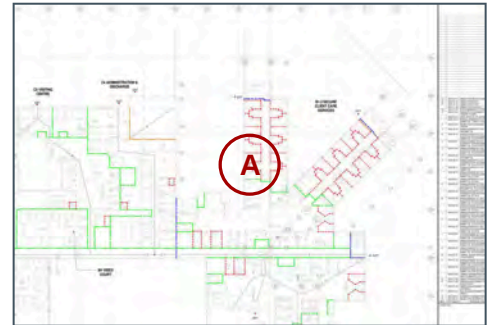
Open

Sheet


A00-03

Description

Delamination evident



Photos



20200219_161833_photo

James Holtom

Feb 19, 2020 4:18 PM

#434 Architectural

Status

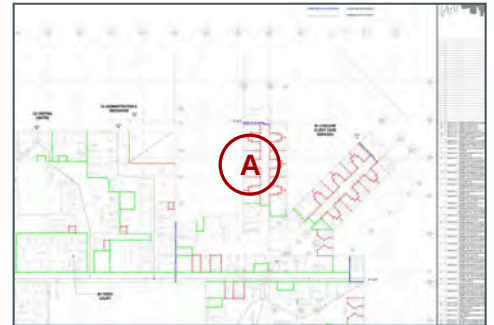
Open

Sheet

A00-03

Description

Wall imperfection will lead to waterproof failure



Photos



20200219_162212_photo

James Holtom

Feb 19, 2020 4:22 PM

#436 Architectural

Status

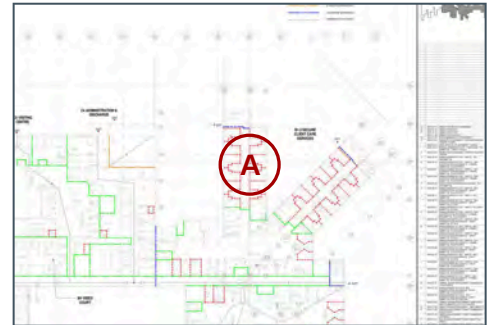
Open

Sheet

A00-03

Description

Inconsistent insulation to provide a required stc rating - typical



Photos



20200219_162723_photo

James Holtom

Feb 19, 2020 4:27 PM

#437 Architectural

Status

Open

Location

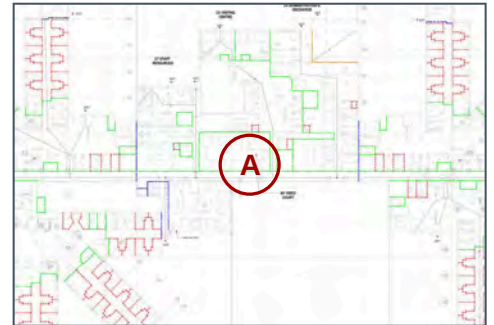
E1-225

Description

Antiligature hardware and toilet but regular lav

Sheet

A00-03




Photos



20200219_163240_photo

James Holtom

Feb 19, 2020 4:32 PM



20200219_163235_photo

James Holtom

Feb 19, 2020 4:32 PM

#438 Architectural

Status

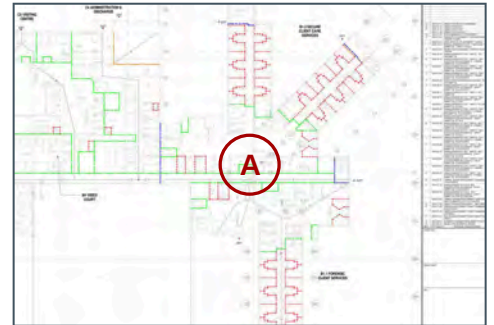
Open

Description

Fire sealant missing to ceiling

Sheet

A00-03



Photos



20200219_163225_photo

James Holtom

Feb 19, 2020 4:32 PM



20200219_163225_photo_edited

James Holtom

Feb 19, 2020 4:32 PM

#440 Architectural

Status

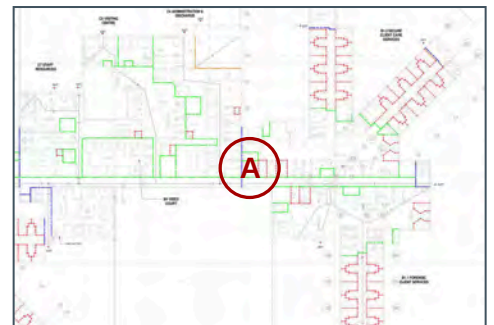
Open

Description

Excessive hvac noise

Sheet

A00-03



#441 Architectural

Status

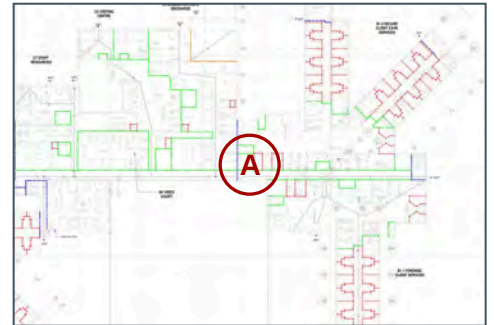
Open

Sheet

A00-03

Description

Poor quality installation issue



Photos



20200219_163707_photo

James Holtom

Feb 19, 2020 4:37 PM



20200219_163659_photo

James Holtom

Feb 19, 2020 4:36 PM

#442 Architectural

Status

Open

Sheet

A00-03

Description

Possible fire rating issue, failure of these structural members may cause failure of beams with fire spray to north supporting the second floor



Photos



20200219_164417_photo

James Holtom

Feb 19, 2020 4:44 PM



20200219_164417_photo_edited

James Holtom

Feb 19, 2020 4:44 PM

#443 Architectural

Status

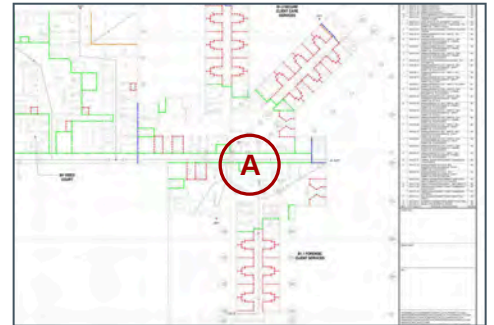
Open

Description

Base fire sealant not complete

Sheet

A00-03



Photos



20200219_164704_photo

James Holtom

Feb 19, 2020 4:47 PM

#444 Architectural

Status

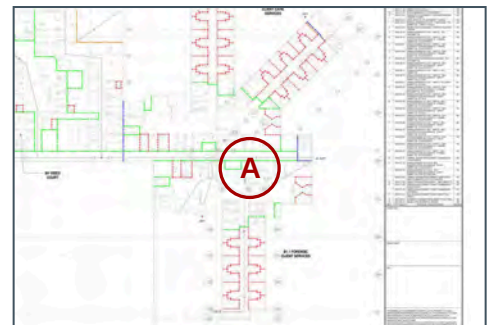
Open

Description

Excessive hvac noise

Sheet

A00-03



#445 Architectural

Status

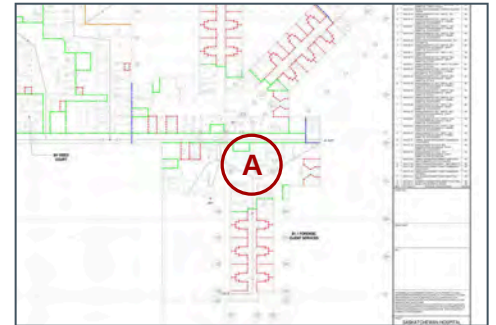
Open

Sheet

A00-03

Description

Concern expressed by staff on the protection afforded to staff behind the wing reception



Photos



20200219_165015_photo

James Holtom

Feb 19, 2020 4:50 PM

#446 Architectural

Status

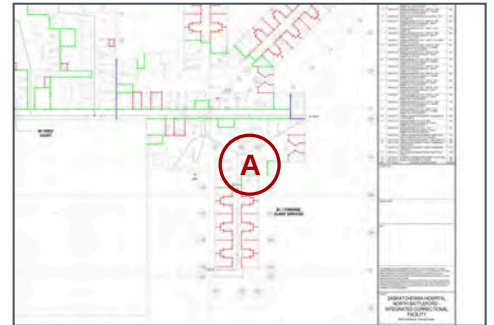
Open

Sheet


A00-03

Description

X-y gantry installed, no motor installed. Possible ligature issue



Photos



20200219_165316_photo

James Holtom


Feb 19, 2020 4:53 PM

#447 Architectural


Status
Open

Sheet
A00-03

Description
No wall protection/residential
style bath



Photos



20200219_165415_photo
James Holtom
Feb 19, 2020 4:54 PM

#448 Architectural

Status

Open

Sheet

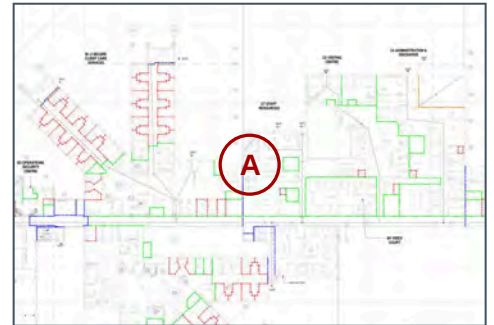
A00-03

Location


E1-217

Description

No SS corner guards on side of shower



Photos



20200219_165548_photo

James Holtom

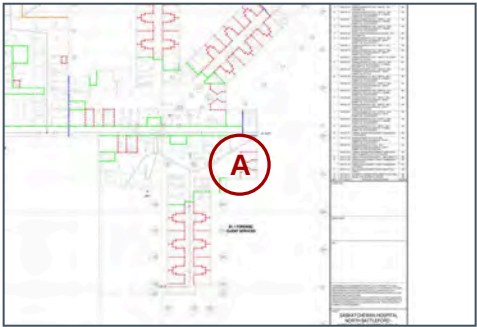
Feb 19, 2020 4:55 PM

#449 Architectural


Status
Open

Sheet
A00-03

Description
No trim



Photos



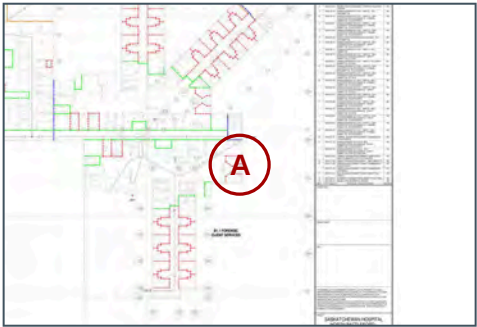
20200219_165842_photo
James Holtom
Feb 19, 2020 4:58 PM

#450 Architectural


Status
Open

Sheet
A00-03

Description
Flooring failure, no trim also



Photos



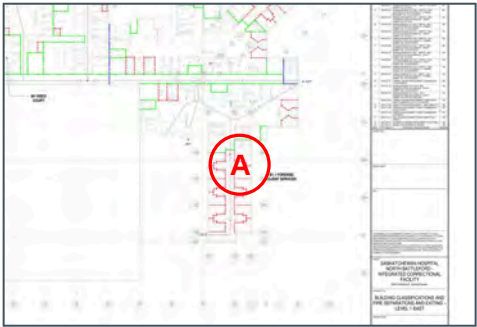
20200219_165925_photo
James Holtom
Feb 19, 2020 4:59 PM

#451 Architectural

Status
Open

Sheet
A00-03


Description
Repairs to washrooms are of poor quality. High risk of future maintenance issue.



Photos



20200219_165936_photo
James Holtom
Feb 19, 2020 4:59 PM




20200219_165927_photo
James Holtom
Feb 19, 2020 4:59 PM

#452 Architectural


Status
Open

Sheet
A00-03

Description
Room very cold, possible envelope issue. Radiant panel appears to be off or nonfunctional



Photos



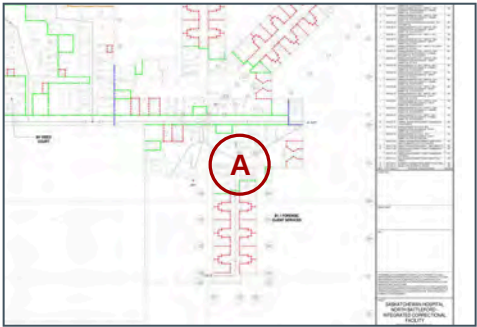
20200219_170312_photo
James Holtom
Feb 19, 2020 5:03 PM

#453 Architectural

Status
Open

Sheet
A00-03

Description
No caulking example



Photos



20200219_170540_photo
James Holtom
Feb 19, 2020 5:05 PM

#454 Architectural

Status

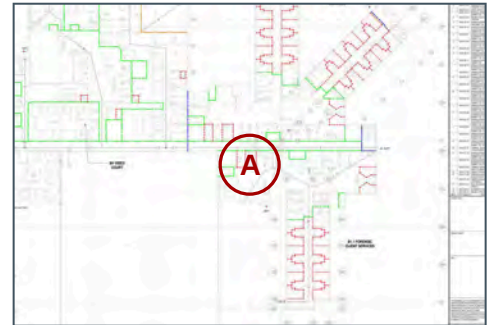
Open

Sheet


A00-03

Description

Typical no trim corner piece



Photos



20200219_171058_photo

James Holtom

Feb 19, 2020 5:10 PM

#455 Architectural

Status

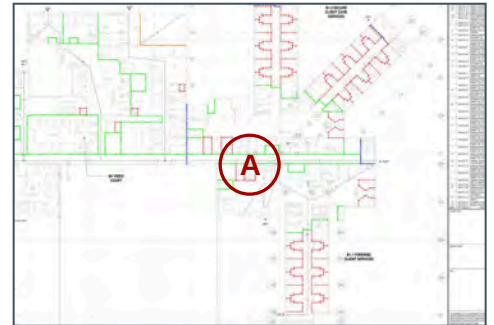
Open

Sheet


A00-03

Description

Typical - no trim corner piece



Photos



20200219_171153_photo

James Holtom

Feb 19, 2020 5:11 PM

#458 Architectural

Status

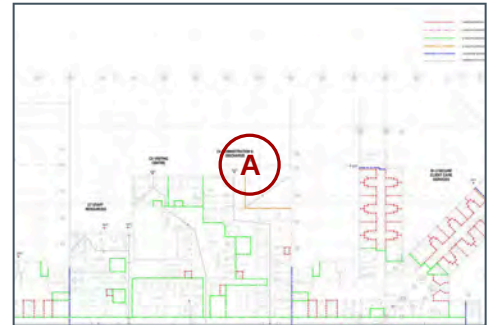
Open

Description


Confirm impeded egress requirements for this door

Sheet

A00-03



Photos



20200219_172223_photo

James Holtom

Feb 19, 2020 5:22 PM

#459 Architectural

Status

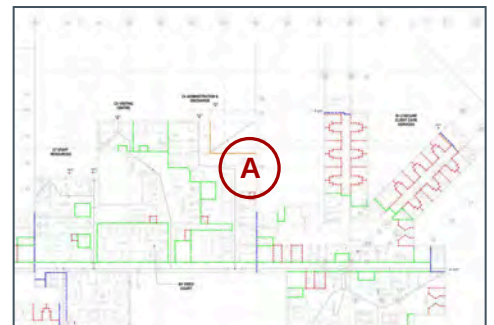
Open

Description

Exit sign here, not shown as exit route on plans

Sheet

A00-03



#460 Architectural

Status

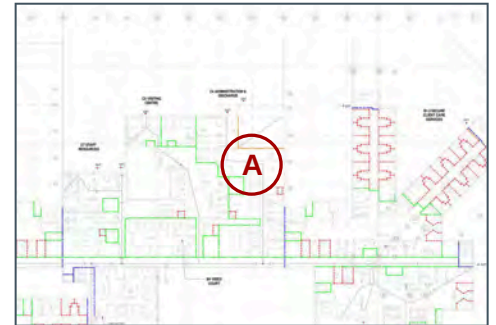
Open

Sheet


A00-03

Description

No exit sign here, shown as exit route on plans




Photos



20200219_172553_photo

James Holtom

Feb 19, 2020 5:25 PM



20200219_172553_photo_edited

James Holtom

Feb 19, 2020 5:25 PM

#461 Architectural

Status

Open

Location

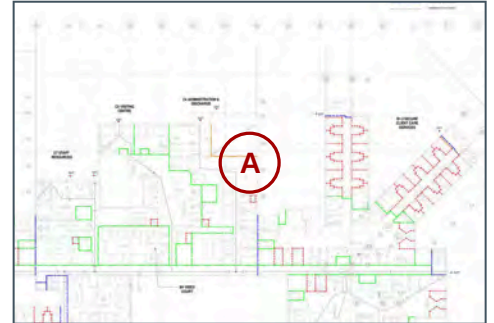
E1-335

Description

Missing fasteners in glazing stop

Sheet

A00-03



Photos



20200219_172551_photo

James Holtom

Feb 19, 2020 5:25 PM

#462 Architectural

Status

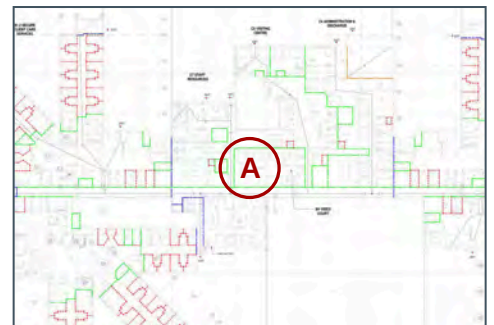
Open

Description

Poor acoustics, echo

Sheet

A00-03



#463 Architectural

Status

Open

Sheet

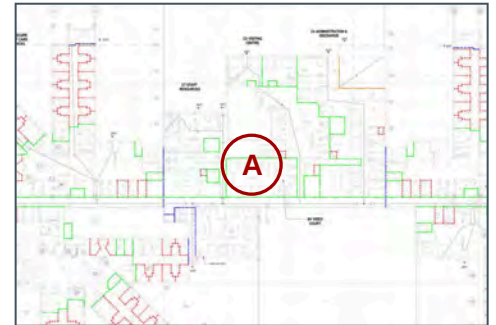
A00-03

Location

E1-234

Description

Rooms throughout do not have an acoustic separation through the door. Additionally, it is very acoustically live in the spaces. Can also hear between rooms.

**Photos**

20200219_173505_photo

James Holtom

Feb 19, 2020 5:35 PM

#464 Architectural

Status

Open

Sheet**Description**

No sound seals to these sound sensitive doors, typical to all video rooms. Poor acoustic isolation, acoustic treatments required to the walls of the video rooms

A00-03



#465 Architectural

Status

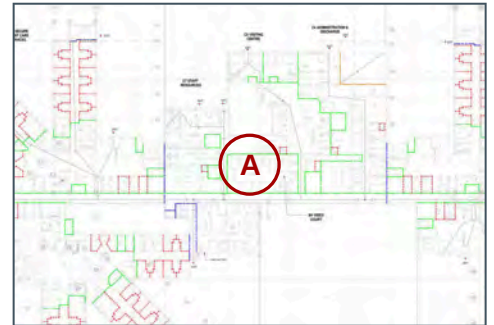
Open

Sheet

A00-03

Description

Locks appear unfinished, plate required



Photos



20200219_173532_photo

James Holtom

Feb 19, 2020 5:35 PM

#467 Architectural

Status

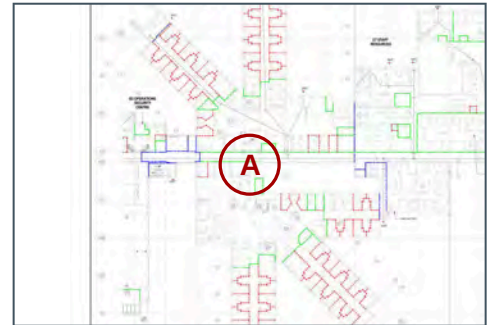
Open

Description


Transition strip required

Sheet

A00-03



Photos



20200219_174311_photo

James Holtom

Feb 19, 2020 5:43 PM

#468 Architectural

Status

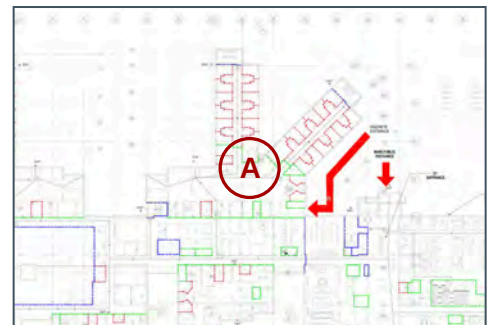
Open

Description

Confirm if all tub rooms are required to have the x-y gantry installed

Sheet

A00-02



#470 Architectural

Status

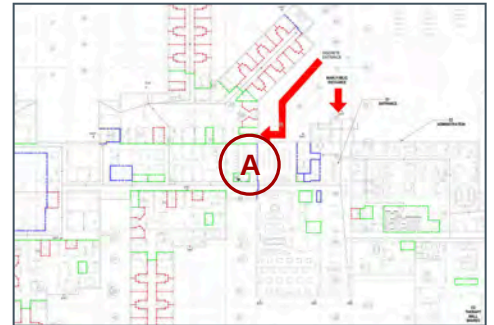
Open

Sheet


A00-02

Description

No barrier free urinal



Photos



IMG_2948

James Holtom

Feb 20, 2020 7:45 AM

#471 Architectural

Status

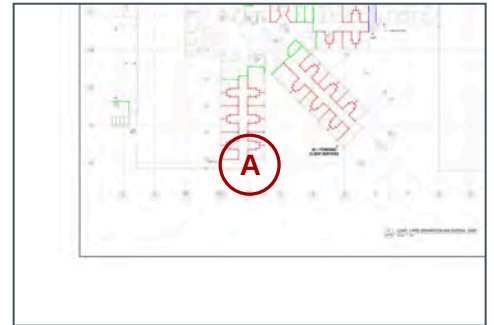
Open

Sheet

A00-03

Description

Maybe evidence of damp



Photos



20200220_083057_photo

James Holtom

Feb 20, 2020 8:30 AM

#472 Architectural

Status

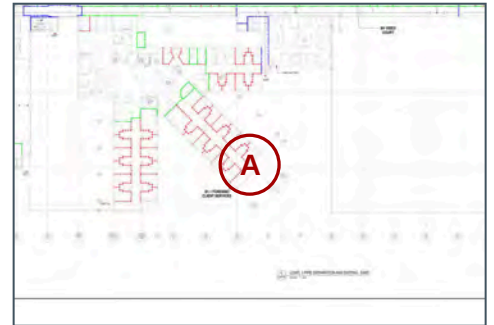
Open

Sheet


A00-03

Description

Paint failure maybe evidence of damp



Photos



20200220_083323_photo

James Holtom

Feb 20, 2020 8:33 AM

#473 Architectural

Status

Open

Sheet


A00-03

Description

Typical - No door sweeps or gaskets, issue for stc and maybe smoke control



Photos



20200220_083403_photo

James Holtom

Feb 20, 2020 8:34 AM

#474 Architectural

Status

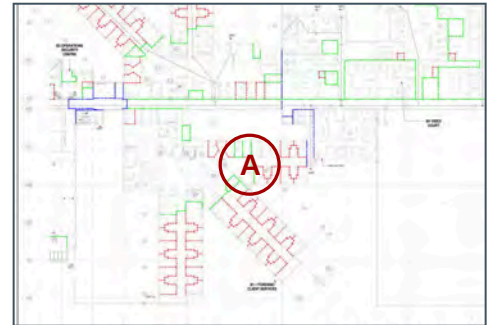
Open

Description

Typical issue with ill-fitting
number rail, potential infection
control issue

Sheet

A00-03



Photos



IMG_2960

James Holtom

Feb 20, 2020 8:39 AM

#475 Architectural

Status

Open

Description

Hearing footsteps upstairs in
construction zone - STC should
be investigated

Sheet

A00-03



#476 Architectural

Status

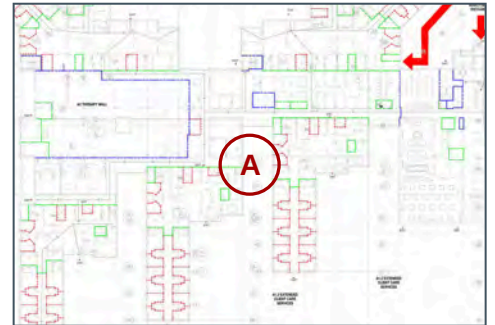
Open

Sheet


A00-02

Description

Guarding height appears to not be code compliant



Photos



IMG_2964

James Holtom

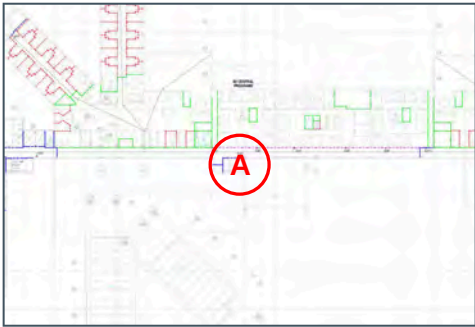
Feb 20, 2020 9:10 AM

#480 Architectural

Status
Open

Sheet
A00-05

Description
Potential trip hazard



Photos



IMG_2968
James Holtom
Feb 20, 2020 9:36 AM



IMG_2968_edited
James Holtom
Feb 20, 2020 9:36 AM

#481 Architectural

Status

Open

Sheet


A00-05

Description

Question on adequate sprinkler coverage to stairwell. No head on the half landings. Mech to review




Photos



20200220_094027_photo

James Holtom

Feb 20, 2020 9:40 AM



20200220_094027_photo_edited

James Holtom

Feb 20, 2020 9:40 AM

#484 Architectural

Status

Open

Sheet


A00-02

Description

Scupper located over light, concern with scupper overflowing onto electrical fixture, coordination issue.



Photos



20200220_095416_photo

James Holtom

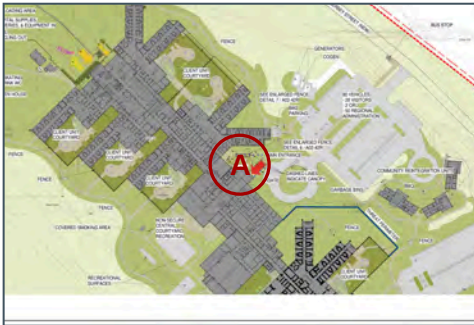
Feb 20, 2020 9:54 AM

#486 Architectural

Status
Open

Sheet
A01-02

Description
Confirm if heat tracing required
per contract



Photos



20200220_103130_photo
James Holtom
Feb 20, 2020 10:31 AM

#487 Architectural

Status

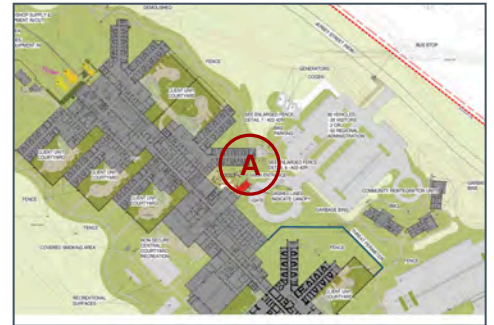
Open

Sheet


A01-02

Description

Appears to be a horizontal expansion joint cut in retrospectively, structural to comment. Poor finish from an architectural standpoint, additional coloured sealant required. Appears to be a typical condition.



Photos



20200220_103416_photo

James Holtom

Feb 20, 2020 10:34 AM

#488 Architectural

Status

Open

Sheet

A01-02

Description

Bird deterrent required to u/s of canopy



Photos



20200220_103721_photo

James Holtom

Feb 20, 2020 10:37 AM



20200220_103712_photo

James Holtom

Feb 20, 2020 10:37 AM



20200220_103702_photo

James Holtom

Feb 20, 2020 10:37 AM

#489 Architectural

Status

Open

Sheet

A01-02

Description

Poor quality install of push button



Photos



20200220_103820_photo

James Holtom

Feb 20, 2020 10:38 AM

#490 Architectural

Status
Open

Sheet
A01-02

Description
No light over door



Photos



20200220_103901_photo
James Holtom
Feb 20, 2020 10:39 AM

#492 Architectural

Status

Open

Sheet

A01-02

Description

typical - Poor quality of mortar install



Photos



20200220_104102_photo

James Holtom

Feb 20, 2020 10:41 AM

#493 Architectural

Status

Open

Sheet


A01-02

Description

typical - No sealant between masonry and siding



Photos



20200220_104208_photo

James Holtom

Feb 20, 2020 10:42 AM

#495 Architectural

Status
Open

Sheet
A01-02

Description
Poor quality of sill flashing install



Photos



20200220_104318_photo
James Holtom
Feb 20, 2020 10:43 AM



20200220_104318_photo_edited
James Holtom
Feb 20, 2020 10:43 AM

#496 Architectural

Status

Open

Description


Typical - No cap flashing to masonry

Sheet

A01-02



Photos



20200220_104525_photo

James Holtom

Feb 20, 2020 10:45 AM



20200220_104525_photo_edited

James Holtom

Feb 20, 2020 10:45 AM



20200220_104507_photo

James Holtom

Feb 20, 2020 10:45 AM



20200220_104507_photo_edited

James Holtom

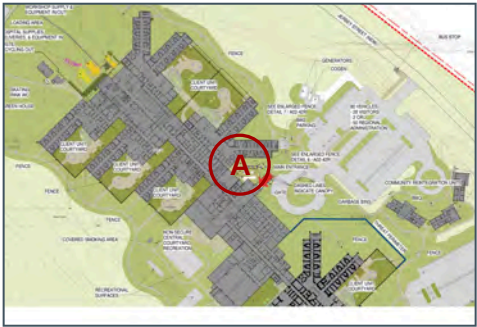
Feb 20, 2020 10:45 AM

#498 Architectural

Status
Open

Sheet
A01-02

Description
Large slab with no saw cuts, cracking evident. Also trip hazard noted



Photos



20200220_104750_photo
James Holtom
Feb 20, 2020 10:47 AM



20200220_104750_photo_edited
James Holtom
Feb 20, 2020 10:47 AM



20200220_104737_photo
James Holtom
Feb 20, 2020 10:47 AM

#499 Architectural

Status
Open

Sheet
A01-02

Description
Minimal saw cutting, landscape
to review



Photos



20200220_104933_photo
James Holtom
Feb 20, 2020 10:49 AM

#500 Architectural

Status
Open

Sheet
A01-02


Description
Confirm material requirements to bench, treated wood appears unsuitable from a maintenance standpoint



Photos



20200220_105121_photo
James Holtom
Feb 20, 2020 10:51 AM



20200220_105113_photo
James Holtom
Feb 20, 2020 10:51 AM

#501 Architectural


Status
Open

Sheet
A01-02

Description
Poor installation to concrete
capping



Photos



20200220_105239_photo
James Holtom
Feb 20, 2020 10:52 AM

#502 Architectural

Status

Open

Sheet


A01-02

Description

No sealant between masonry & cladding, some large gaps evident



Photos



20200220_105738_photo

James Holtom

Feb 20, 2020 10:57 AM



20200220_105738_photo_edited

James Holtom

Feb 20, 2020 10:57 AM

#503 Architectural

Status
Open

Sheet
A01-02

Description
No sprinkler coverage to overhang, to be reviewed by mechanical



Photos



20200220_105945_photo
James Holtom
Feb 20, 2020 10:59 AM



20200220_105945_photo_edited
James Holtom
Feb 20, 2020 10:59 AM

#504 Architectural

Status
Open

Sheet
A01-02

Description
Confirm required sprinkler coverage



Photos



20200220_110223_photo
James Holtom
Feb 20, 2020 11:02 AM



20200220_110223_photo_edited
James Holtom
Feb 20, 2020 11:02 AM

#505 Architectural

Status
Open

Sheet
A01-02

Description
Steel penetrations to be sealed
rainwater is directed in towards
the building envelope



Photos



20200220_110636_photo
James Holtom
Feb 20, 2020 11:06 AM



20200220_110636_photo_edited
James Holtom
Feb 20, 2020 11:06 AM

#506 Architectural

Status
Open

Sheet
A01-02

Description
Poor light location



Photos



20200220_111504_photo
James Holtom
Feb 20, 2020 11:15 AM



20200220_111449_photo
James Holtom
Feb 20, 2020 11:14 AM

#508 Architectural

Status
Open

Sheet
A01-02

Description
No saw cuts evident



Photos



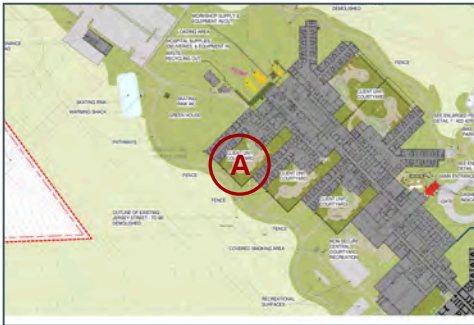
20200220_112134_photo
James Holtom
Feb 20, 2020 11:21 AM

#510 Architectural

Status
Open

Sheet
A01-02

Description
Lack of saw cuts, cracking evident



Photos



20200220_112616_photo
James Holtom
Feb 20, 2020 11:26 AM



20200220_112616_photo_edited
James Holtom
Feb 20, 2020 11:26 AM

#511 Architectural

Status
Open

Sheet
A01-02

Description
Concrete spalling



Photos



20200220_113056_photo
James Holtom
Feb 20, 2020 11:30 AM



20200220_113048_photo
James Holtom
Feb 20, 2020 11:30 AM

#513 Architectural

Status

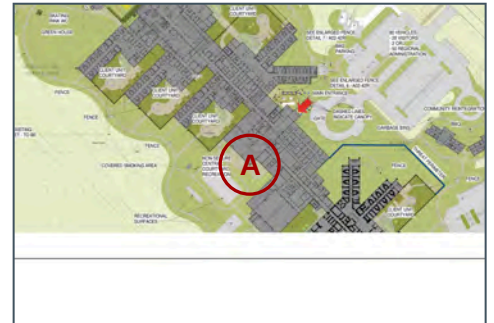
Open

Sheet

A01-02

Description

Poor quality ramp/transition
creating trip hazard



Photos



20200220_113316_photo

James Holtom

Feb 20, 2020 11:33 AM

#514 Architectural

Status
Open

Sheet
A01-02


Description
Confirm expansion gap
requirement, some buckling
evident to wall panels



Photos



20200220_113614_photo
James Holtom
Feb 20, 2020 11:36 AM



20200220_113614_photo_edited
James Holtom
Feb 20, 2020 11:36 AM



20200220_113602_photo
James Holtom
Feb 20, 2020 11:36 AM

#516 Architectural

Status

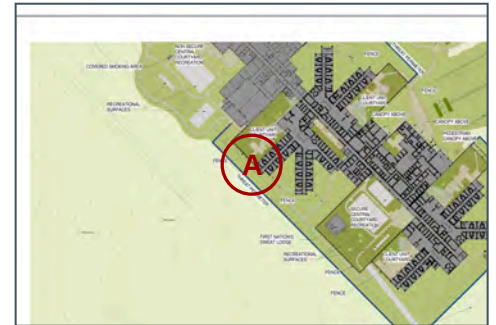
Open

Sheet

A01-03

Description

Concrete sidewalk stops here
does not extend to patient wing



Photos



20200220_114326_photo

James Holtom

Feb 20, 2020 11:43 AM

#517 Architectural

Status
Open

Sheet
A01-03

Description
Flashing sloped back towards wall



Photos



20200220_115008_photo
James Holtom
Feb 20, 2020 11:50 AM



20200220_114955_photo
James Holtom
Feb 20, 2020 11:49 AM

#518 Architectural

Status

Open

Sheet


A01-03

Description

Confirm rivet centres with submittal, typical buckling to corners. Concealed fasteners required?




Photos



20200220_115436_photo

James Holtom


Feb 20, 2020 11:54 AM



20200220_115436_photo_edited

James Holtom

Feb 20, 2020 11:54 AM



20200220_115419_photo

James Holtom

Feb 20, 2020 11:54 AM



20200220_115419_photo_edited

James Holtom

Feb 20, 2020 11:54 AM

#519 Architectural

Status
Open

Sheet
A01-03

Description
Sprinkler coverage required to overhang?



Photos



20200220_115959_photo
James Holtom
Feb 20, 2020 11:59 AM



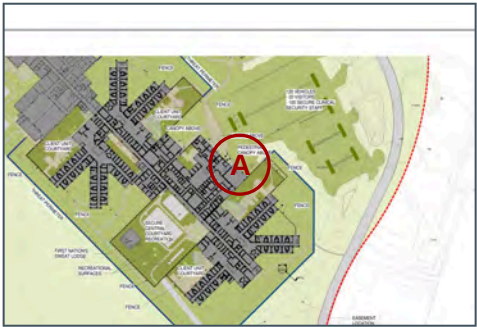
20200220_115959_photo_edited
James Holtom
Feb 20, 2020 11:59 AM

#520 Architectural

Status
Open

Sheet
A01-03

Description
Lack of saw cuts, cracking evident



Photos



20200220_120221_photo
James Holtom
Feb 20, 2020 12:02 PM

#521 Architectural

Status
Open

Sheet
A01-03

Description
Sprinkler coverage to overhang?



Photos



20200220_120534_photo
James Holtom
Feb 20, 2020 12:05 PM



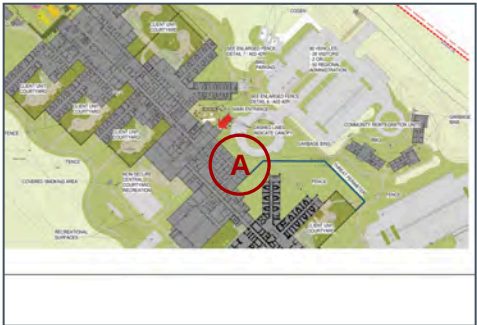
20200220_120534_photo_edited
James Holtom
Feb 20, 2020 12:05 PM

#522 Architectural

Status
Open

Sheet
A01-02


Description
Fire department connection
appears more than 15 m from
the main entrance, appears to
be closer to 30m



Photos



20200220_120820_photo
James Holtom
Feb 20, 2020 12:08 PM



20200220_120820_photo_edited
James Holtom
Feb 20, 2020 12:08 PM

#523 Architectural

Status
Open

Sheet
A01-02

Description
Lack of saw cutting



Photos



20200220_121026_photo
James Holtom
Feb 20, 2020 12:10 PM

#524 Architectural

Status

Open

Sheet

A01-02

Description

Unconventional approach
condition to the building



Photos



20200220_121125_photo

James Holtom

Feb 20, 2020 12:11 PM



20200220_121125_photo_edited

James Holtom

Feb 20, 2020 12:11 PM

#528 Architectural

Status

Open

Location

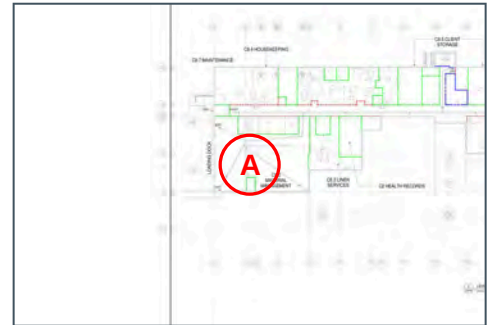
W0-118A

Description

Overhead door sensor bracket
causing issues

Sheet

A00-06



Photos



20200220_132255_photo

James Holtom

Feb 20, 2020 1:22 PM



20200220_132242_photo

James Holtom

Feb 20, 2020 1:22 PM

#552 Architectural

Status

Open

Sheet

A01-02

Description

Main entrance ice buildup due to rain water leader dumping onto sidewalk.



Photos



20200221_112847_photo

James Holtom

Feb 21, 2020 11:28 AM

#627 Architectural

Status

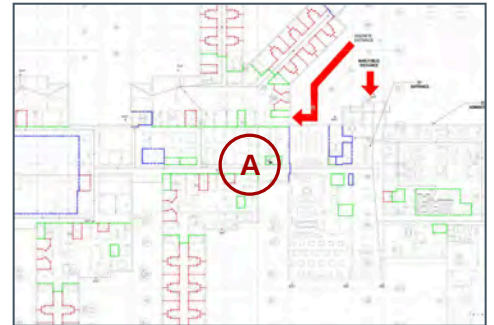
Open

Sheet

A00-02

Description

Possible infection prevention & control weak point



Photos



20200226_144203_photo

James Holtom

Feb 26, 2020 3:42 PM

#628 Architectural

Status

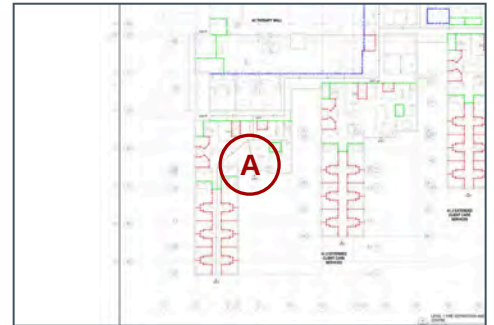
Open

Sheet

A00-02

Description

Drywall in vestibule is not carried to underside of deck, just above tbar ceiling



Photos



20200220_085933_photo

James Holtom

Feb 20, 2020 8:59 AM

#629 Architectural

Status

Open

Location

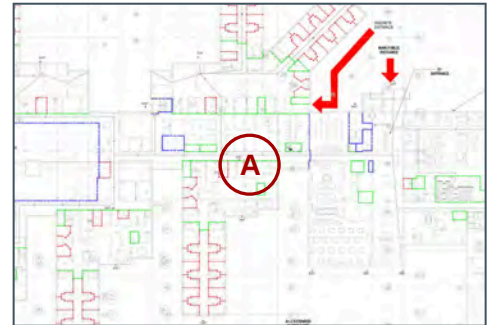
W1-301

Description

Drain cover prematurely rusting

Sheet

A00-02



Photos



20200220_091740_photo

James Holtom

Feb 20, 2020 9:17 AM

#630 Architectural

Status

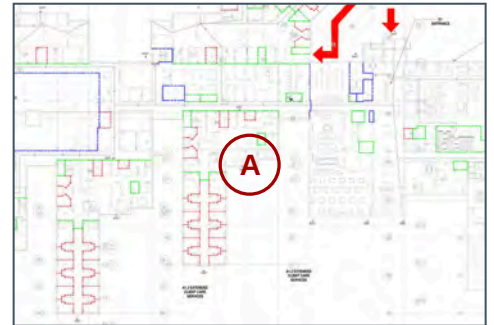
Open

Sheet


A00-02

Description

Sills taking damage. A wood sill or corner guard might have helped the, hold up over time.



Photos



20200220_092311_photo

James Holtom

Feb 20, 2020 9:23 AM

#631 Architectural

Status

Open

Sheet

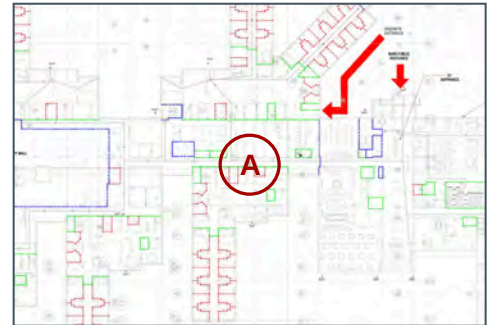
A00-02

Location


W1-300

Description

Indication that the kicks on doors should have been 4" higher



Photos



20200220_093747_photo

James Holtom

Feb 20, 2020 9:37 AM

#632 Architectural

Status

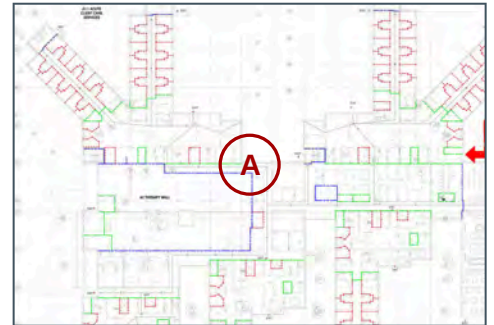
Open

Sheet


A00-02

Description

Wood handrail separating in several places.



Photos



20200220_095151_photo

James Holtom

Feb 20, 2020 9:51 AM

#633 Architectural

Status

Open

Location

W1-147

Description

Premature rusting on washroom accessories

Photos



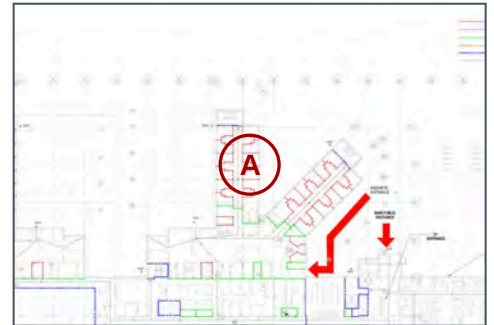
20200220_103051_photo

James Holtom

Feb 20, 2020 10:30 AM

Sheet

A00-02



#634 Architectural

Status

Open

Location

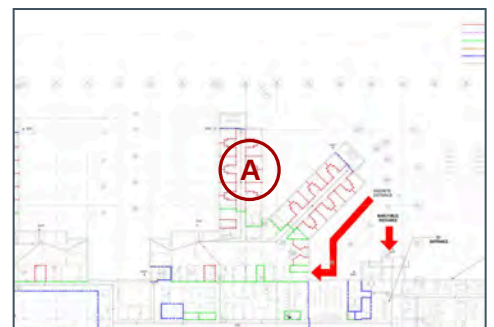
W1-147

Description

Failed seam

Sheet

A00-02



#635 Architectural

Status

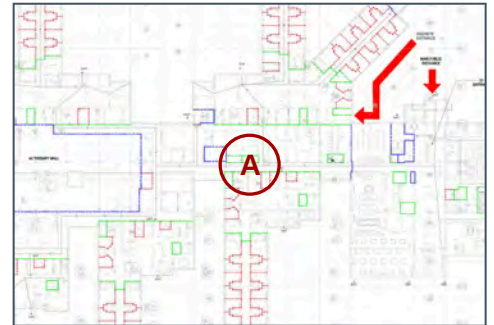
Open

Sheet


A00-02

Description

Wood handrail splitting



Photos



20200220_103304_photo

James Holtom

Feb 20, 2020 10:33 AM

#636 Architectural

Status

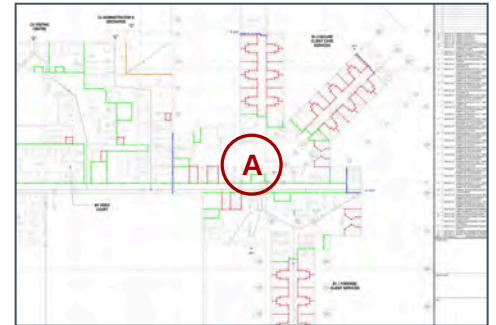
Open

Sheet


A00-03

Description

All staff use lanyards and keycard access points are mounted more for waist height.



Photos



20200220_110134_photo

James Holtom

Feb 20, 2020 11:01 AM

#637 Architectural

Status

Open

Sheet

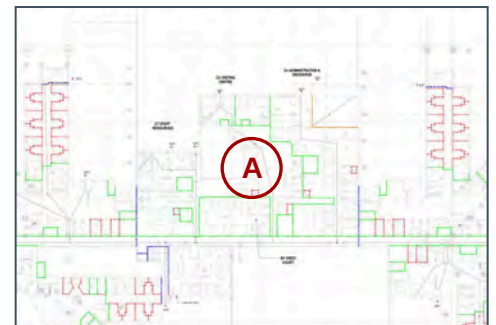
A00-03

Location

E1-246

Description

Rooms appear to have STC rating as drywall goes up to deck but no hardware sweeps



seals et. Applies throughout
suite

#638 Architectural

Status

Open

Location

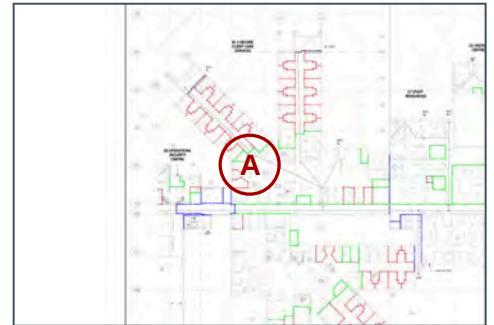
E1-422

Description


Fire seal appears to be missing on some penetrations through walls with FRR

Sheet

A00-03



Photos



20200220_112453_photo

James Holtom

Feb 20, 2020 11:24 AM



20200220_112432_photo

James Holtom

Feb 20, 2020 11:24 AM

#639 Architectural

Status


Open

Description

Concrete stairs were required to be a one piece cleanable product. Unfinished concrete does not meet the requirement.

Sheet

A00-03



#640 Architectural

Status

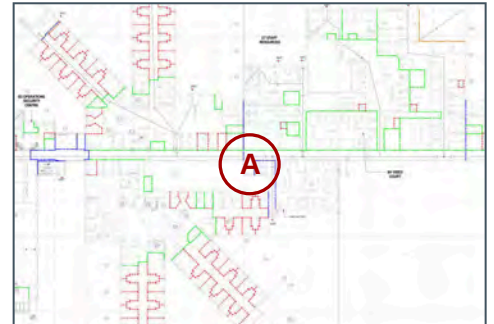
Open

Sheet

A00-03

Description

Elevator lobby provides a surveillance concern



#641 Architectural

Status

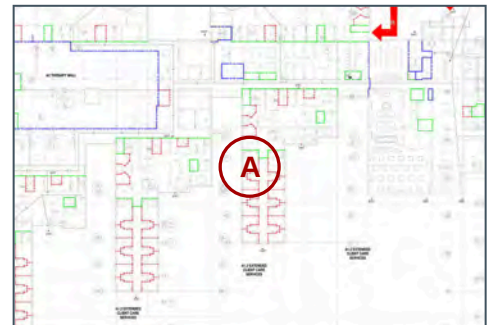
Open

Sheet

A00-02

Description

XY gantry provides a ligature risk



#642 Architectural

Status

Open

Sheet

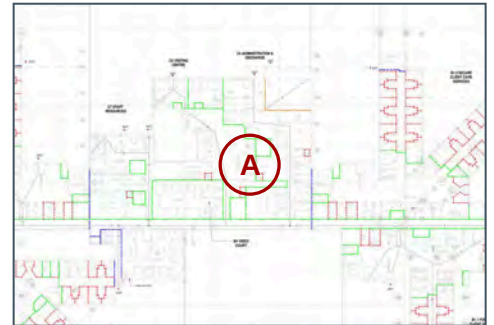
A00-03

Location

E1-288

Description

Antiligature door handles but not a closer that is appropriate



Photos



20200220_144815_photo

James Holtom

Feb 20, 2020 2:48 PM

#4 Acoustical Ceiling

Status

Open

#3 Building Envelope

Status

Open

Sheet


A00-02

Description

Curtain wall anchors not consistently slotted for deflection



Photos



DSC03408

James Holtom

Feb 20, 2020 4:02 PM

#64 Building Envelope

Status

Open

Sheet

A00-05

Description

Frost on metal cladding at roof level. Indicative of air leakage.




Photos



20200218_123852_photo

James Holtom

Feb 18, 2020 12:38 PM



20200218_102422

James Holtom

Feb 18, 2020 11:24 AM

#65 Building Envelope

Status

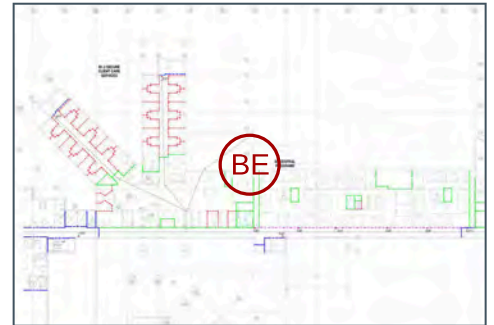
Open

Sheet

A00-05

Description

No step above suspended balcony



Photos



20200218_124009_photo

James Holtom

Feb 18, 2020 12:40 PM

#384 Building Envelope

Status

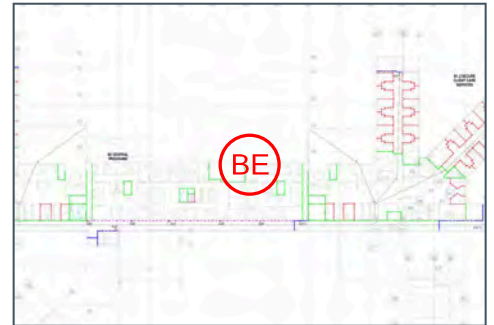
Open

Sheet

A00-05

Description

Exploratory hole near base of wall - daylight visible and draft indicating air leakage into wall cavity. Similar conditions likely exist all along this exterior wall based on thermal scans. Mould was also evident, as well as a small hole in the wall board.



Photos



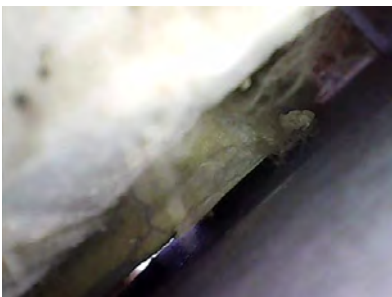
IMG_0961
James Holtom
Feb 19, 2020 2:20 PM



IMG_0960
James Holtom
Feb 19, 2020 2:20 PM




IMG_0959
James Holtom
Feb 19, 2020 2:20 PM



IMG_0962
James Holtom
Feb 19, 2020 2:20 PM



IMG_0963
James Holtom
Feb 19, 2020 2:20 PM



IMG_0958
James Holtom
Feb 19, 2020 2:09 PM



IR_7204
James Holtom
Jan 1, 2000 6:35 PM

#554 Building Envelope

Status

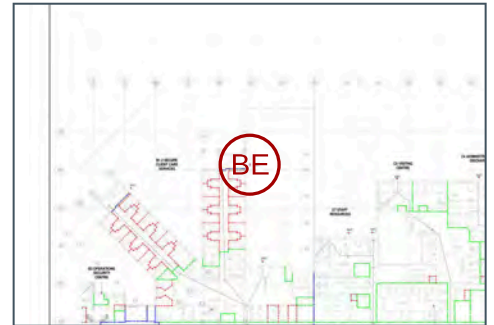
Open

Sheet


A00-03

Description

Exterior door weather stripping discontinuous and not adjusted to seal door to frame.



Photos



20200219_083440

James Holtom

Feb 19, 2020 9:34 AM



20200218_143728

James Holtom

Feb 18, 2020 3:37 PM



20200218_125453

James Holtom

Feb 18, 2020 1:54 PM

#555 Building Envelope

Status

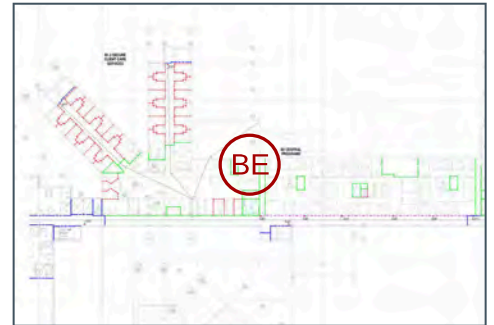
Open

Sheet

A00-05

Description

Exposed damaged Blueskin noted along base of wall above balcony deck



Photos



20200218_102157

James Holtom

Feb 18, 2020 11:21 AM

#556 Building Envelope

Status

Open

Sheet

A00-05

Description

Stains on balcony soffit



Photos



Issue 556

James Holtom

Feb 19, 2020 12:11 PM

#557 Building Envelope

Status

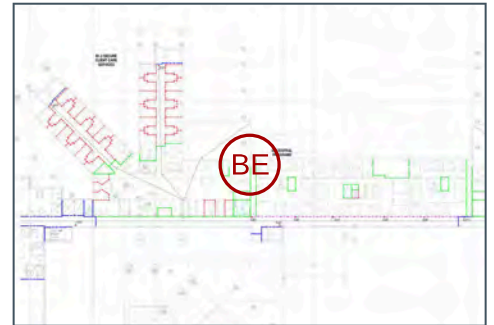
Open

Sheet

A00-05

Description

Exposed spray foam at bottom of door frame



Photos



20200218_102240

James Holtom

Feb 18, 2020 11:22 AM



20200218_102230

James Holtom

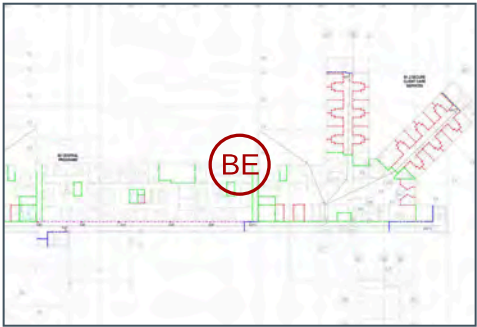
Feb 18, 2020 11:22 AM

#560 Building Envelope


Status
Open

Sheet
A00-05

Description
Cold spots in exterior wall




Photos




IR_7208
James Holtom
Jan 1, 2000 6:37 PM



DC_7209
James Holtom
Jan 1, 2000 6:37 PM



IR_7206
James Holtom
Jan 1, 2000 6:36 PM



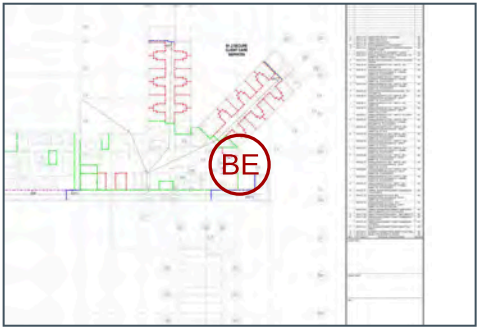
DC_7207
James Holtom
Jan 1, 2000 6:36 PM

#561 Building Envelope

Status
Open

Sheet
A00-05


Description
Increased heat loss at various locations in east exterior wall



Photos



IR_7344
James Holtom
Jan 1, 2000 1:26 AM



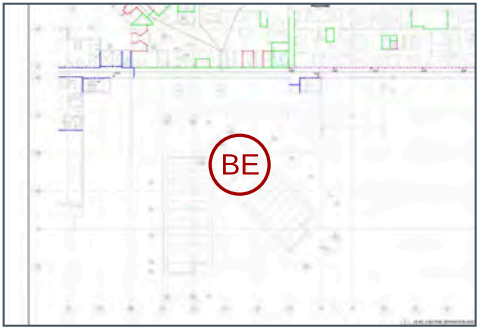
DC_7345
James Holtom
Jan 1, 2000 1:26 AM

#562 Building Envelope

Status
Open

Sheet
A00-05

Description
Air leakage between top of exterior wall and sloped roof, resulting in wet surfaces inside soffit. Frost also visible on exterior metal surfaces



Photos



DSC03239
James Holtom
Feb 20, 2020 10:46 AM



DSC03234
James Holtom
Feb 20, 2020 10:43 AM



IR_7368
James Holtom
Jan 1, 2000 2:59 AM



IR_7366
James Holtom
Jan 1, 2000 2:57 AM

#564 Building Envelope

Status

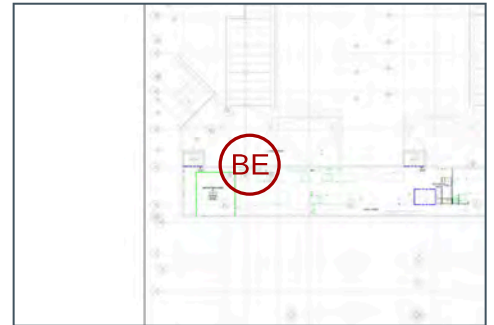
Open

Sheet

A00-07

Description

Missing sill flashing below
exterior door above roof



Photos



Issue 564

James Holtom

Feb 20, 2020 11:49 AM

#565 Building Envelope

Status

Open

Sheet

A00-07

Description

unaddressed roofing
deficiencies



Photos



DSC03295

James Holtom

Feb 20, 2020 11:22 AM

#566 Building Envelope

Status

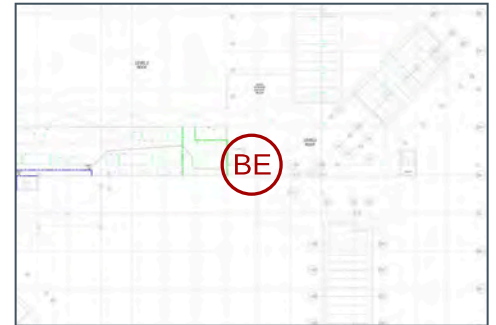
Open

Sheet

A00-08

Description

Numerous roofing patches which is indicative of poor workmanship



Photos



Issue 566

James Holtom

Feb 20, 2020 11:06 AM

#572 Building Envelope

Status

Open

Description

Unsealed horizontal junctions at base of insulated metal panels.

Sheet


A00-07



Photos




20200218_143706
James Holtom
Feb 18, 2020 3:37 PM



IR_7214
James Holtom
Jan 1, 2000 7:24 PM



DC_7215
James Holtom
Jan 1, 2000 7:24 PM



IR_7212
James Holtom
Jan 1, 2000 7:22 PM



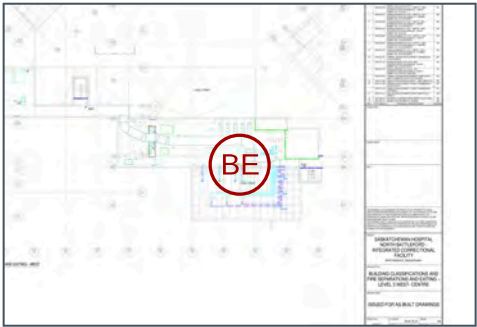
DC_7213
James Holtom
Jan 1, 2000 7:22 PM

#573 Building Envelope


Status
Open

Sheet
A00-07


Description
Poorly sealed pipe penetrations
through insulated metal panels



Photos



20200218_145801
James Holtom
Feb 18, 2020 3:58 PM



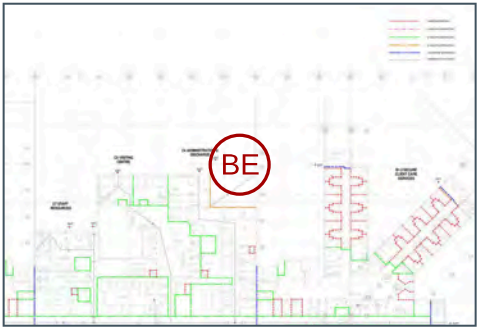
IR_7232
James Holtom
Jan 1, 2000 7:42 PM

#574 Exterior Doors


Status
Open

Sheet
A00-03

Description
Air Leakage above overhead doors



Photos



IR_7332
James Holtom
Jan 1, 2000 1:12 AM



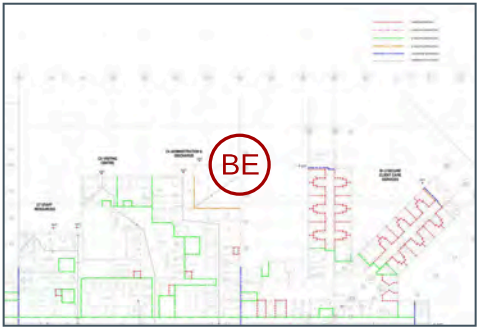
DC_7333
James Holtom
Jan 1, 2000 1:12 AM

#575 Building Envelope

Status
Open

Sheet
A00-03


Description
Increased heat loss at top of wall at northeast corner of building.



Photos



IR_7334
James Holtom
Jan 1, 2000 1:12 AM



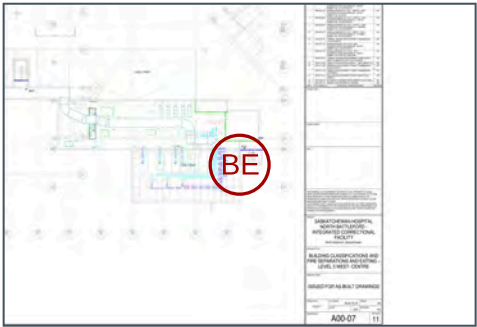
DC_7335
James Holtom
Jan 1, 2000 1:12 AM

#576 Building Envelope


Status
Open

Sheet
A00-07

Description
Increased heat loss at exterior wall penetration



Photos



IR_7234
James Holtom
Jan 1, 2000 7:46 PM



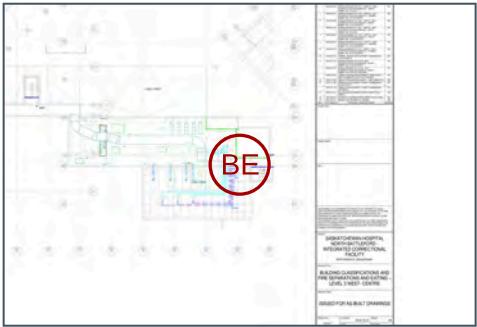
DC_7235
James Holtom
Jan 1, 2000 7:46 PM

#577 Building Envelope


Status
Open

Sheet
A00-07


Description
Poorly sealed electrical
penetrations through insulated
metal panels



Photos



IR_7242
James Holtom
Jan 1, 2000 8:02 PM



DC_7243
James Holtom
Jan 1, 2000 8:02 PM

#578 Building Envelope

Status

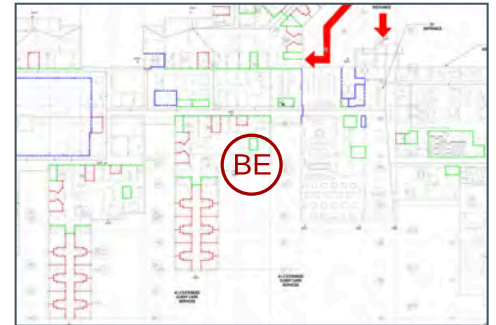
Open

Description


Thermal anomalies in exterior walls and location of exploratory opening on interior at wall junction

Sheet


A00-02




Photos




IR_7310
James Holtom
Jan 1, 2000 7:56 AM




DC_7311
James Holtom
Jan 1, 2000 7:56 AM




DC_7307
James Holtom
Jan 1, 2000 7:56 AM



IR_7306
James Holtom
Jan 1, 2000 7:56 AM



IR_7300
James Holtom
Jan 1, 2000 2:54 AM



DC_7301
James Holtom
Jan 1, 2000 2:54 AM



IR_7357
James Holtom
Jan 1, 2000 1:50 AM



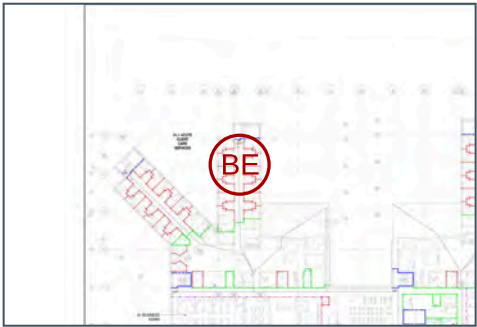
DC_7358
James Holtom
Jan 1, 2000 1:50 AM

#579 Windows

Status
Open

Sheet
A00-04

Description
Condensation on interior face of aluminum window frames in unit with higher humidity



Photos



20200219_083734
James Holtom
Feb 19, 2020 9:37 AM



20200219_083401
James Holtom
Feb 19, 2020 9:34 AM

#643 Civil

Status

Open

Location

Front Entrance

Description

Gap appears to be larger 18mm

Sheet

A01-02




Photos



20200528_082421_photo_edited

James Holtom

May 28, 2020 8:24 AM



20200528_082421_photo

James Holtom

May 28, 2020 8:24 AM

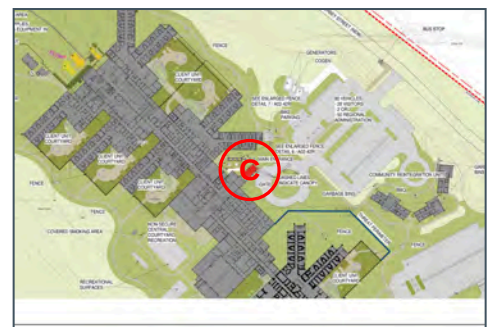
#644 Civil

Status

Open

Sheet

A01-02

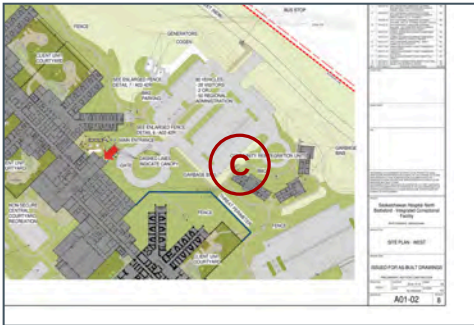


#646 Civil

Status
Open

Sheet
A01-02

Description
Concrete deterioration



Photos



20200528_083327_photo_edited
James Holtom
May 28, 2020 8:33 AM



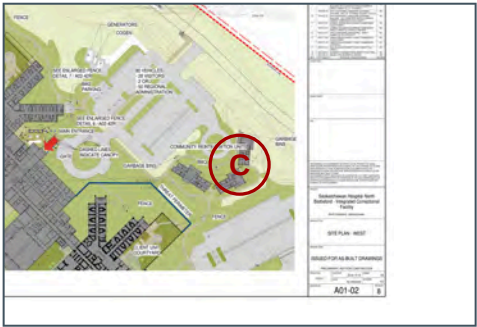
20200528_083327_photo
James Holtom
May 28, 2020 8:33 AM

#647 Civil

Status
Open

Sheet
A01-02

Description
Missing concrete pad? Outside
reintegration unit C



Photos



20200528_083911_photo_edited
James Holtom
May 28, 2020 8:39 AM



20200528_083911_photo
James Holtom
May 28, 2020 8:39 AM

#655 Civil


Status
Open

Sheet
A01-02

Description
No intervening joints on concrete. No control joints on pad



Photos



20200528_101543_photo
James Holtom
May 28, 2020 10:15 AM




20200528_101536_photo
James Holtom
May 28, 2020 10:15 AM

#2 Electrical

Status
Open

Description
Bad stuff

Photos



20200211_174150_photo
James Holtom
Feb 11, 2020 5:41 PM

#17 Electrical

Status

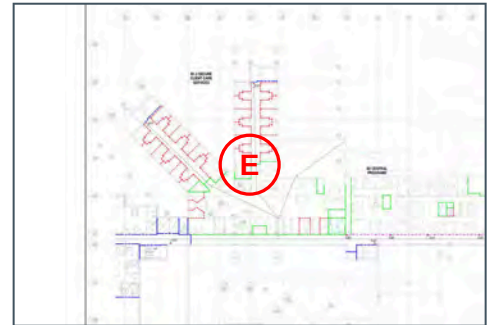
Open

Sheet


A00-05

Description

E2-162 camera in poor location.



Photos



20200218_103702_photo

James Holtom

Feb 18, 2020 10:37 AM

#18 Electrical

Status

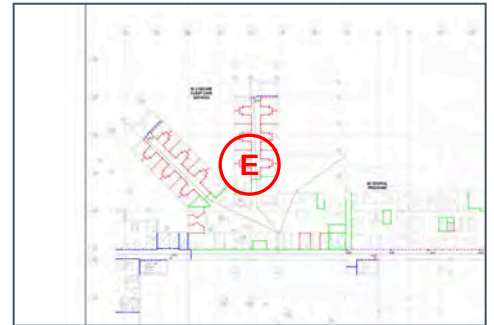
Open

Sheet


A00-05

Description

Non tamper proof receptacles.
Should be a safety requirement.
What is intent of outlet. Too
high? No grommet to
receptacles below desk.



Photos



20200218_104008_photo

James Holtom

Feb 18, 2020 10:40 AM



20200218_103940_photo

James Holtom

Feb 18, 2020 10:39 AM

#106 Electrical

Status

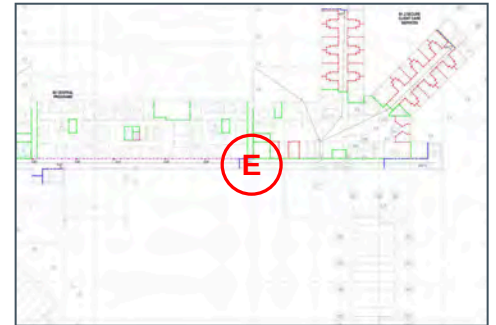
Open

Sheet


A00-05

Description

Many exit signs are challenging to determine if they are lit by normal power.



Photos



20200218_134807_photo

James Holtom

Feb 18, 2020 1:48 PM

#170 Electrical

Status

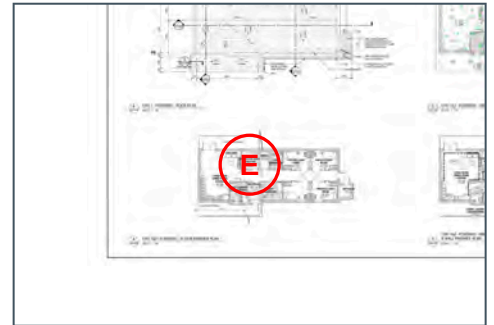
Open

Description

panel in a non service room.

Sheet

A02-33R



Photos



20200218_165801_photo

James Holtom

Feb 18, 2020 4:58 PM

#180 Electrical

Status

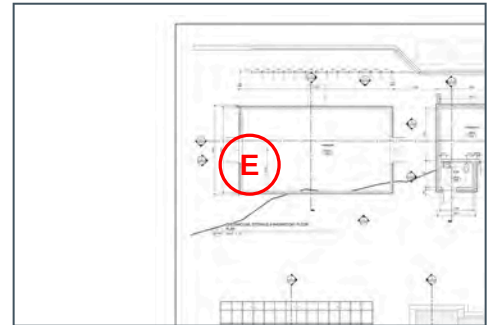
Open

Sheet

A02-43R

Description

Greenhouse - Fire alarm pull station has no splash cover.



Photos



20200218_172010_photo

James Holtom

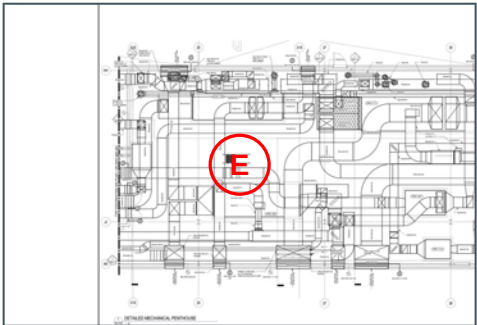
Feb 18, 2020 5:20 PM

#237 Electrical

Status
Open

Sheet
M06-05E

Description
Penthouse - Switch not accessible.



Photos



20200219_083618_photo
James Holtom
Feb 19, 2020 8:36 AM

#272 Electrical

Status

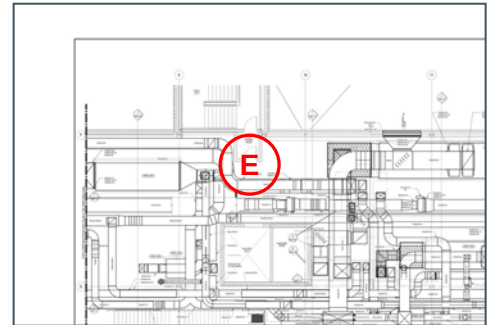
Open

Sheet

M06-03C

Description

Penthouse - Fire alarm pull stations are in small vestibules and not main penthouse. Not best practice, but technically not in the stairwell.



Photos



IMG_61

James Holtom

Feb 19, 2020 8:05 AM

#376 Electrical

Status

Open

Description

fan not interlocked with light switch

Sheet

A02-46R



Photos



20200219_134558_photo

James Holtom

Feb 19, 2020 1:45 PM

#383 Electrical

Status

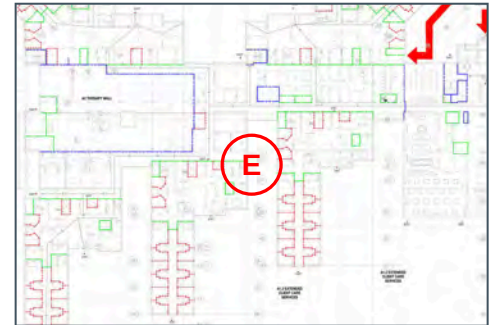
Open

Sheet


A00-02

Description

Exterior receptacle not useable.
Blocked by railing.



Photos



IMG_0956

James Holtom

Feb 19, 2020 1:33 PM

#402 Electrical

Status

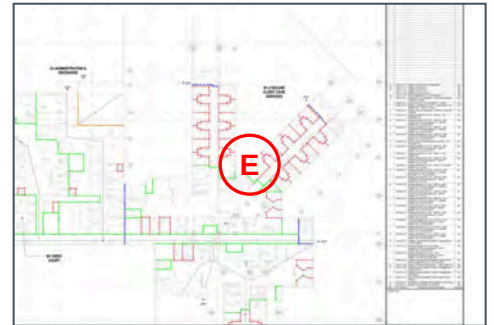
Open

Sheet

A00-03

Description

E1-464. Smoke detector may be too close to diffuser.



Photos



20200219_151825_photo

James Holtom

Feb 19, 2020 3:18 PM

#409 Electrical

Status

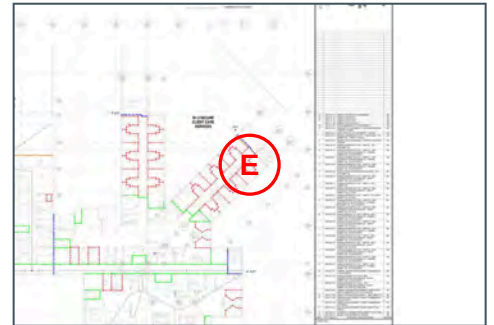
Open

Sheet

A00-03

Description

Why are there horn strobes only in the washrooms in patient wings? It would be very loud in the washrooms, quiet in the patient rooms.



Photos



20200219_152831_photo

James Holtom

Feb 19, 2020 3:28 PM

#423 Electrical

Status

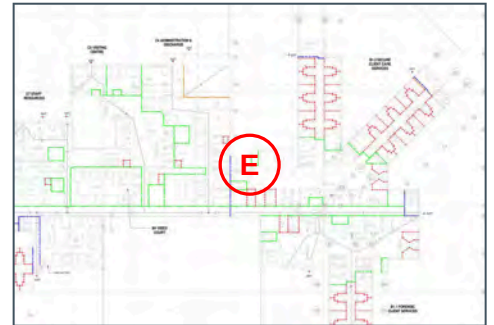
Open

Sheet

A00-03

Description

E1-408. Wall switch behind door.



Photos



20200219_155700_photo

James Holtom

Feb 19, 2020 3:57 PM

#456 Electrical

Status

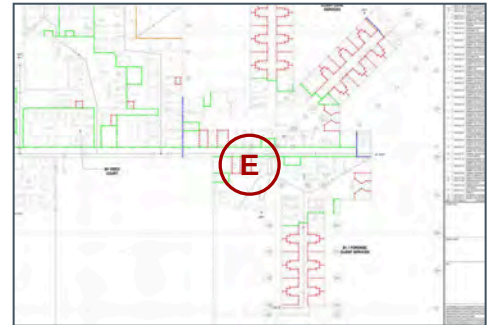
Open

Description


Old camera location, box is still open

Sheet

A00-03



Photos



20200219_171554_photo

James Holtom

Feb 19, 2020 5:15 PM

#569 Electrical

Status

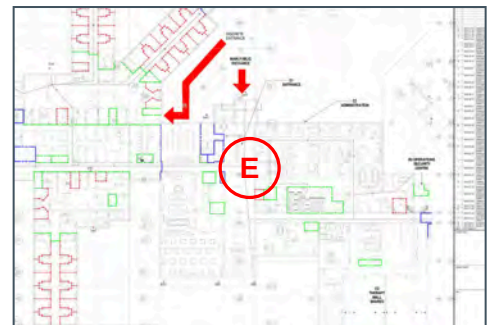
Open

Description

No ability to release main doors from desk.

Sheet

A00-02



#581 Electrical

Status

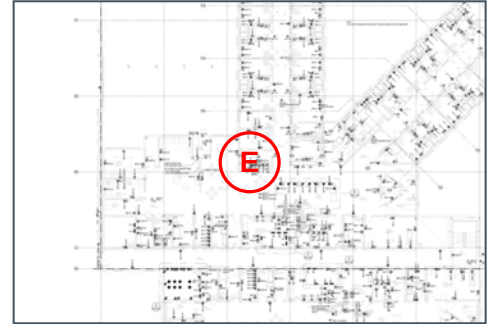
Open

Sheet

EO3-20E

Description

receptacle not present - blank
coverplate



#582 Electrical

Status

Open

Sheet

EO3-20E



#583 Electrical

Status

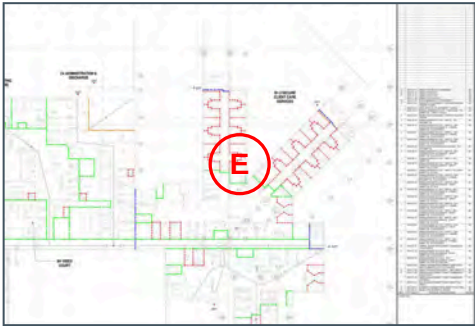
Open

Sheet

A00-03

Description

E1-457: Two Headwall
receptacles are missing - blank
outlets only



#584 Electrical

Status

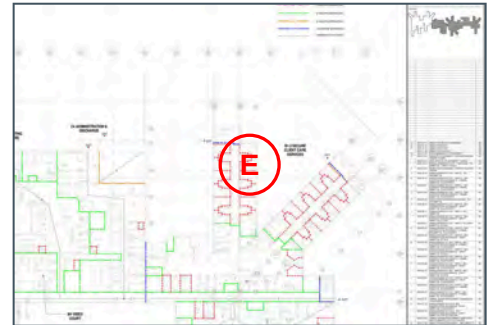
Open

Description

E1-451: headwall receptacles moved to wall edge. As-built drawing not accurate. Typical for all suites

Sheet

A00-03



Photos



20200219_162212

James Holtom

Feb 19, 2020 4:22 PM

#585 Electrical

Status

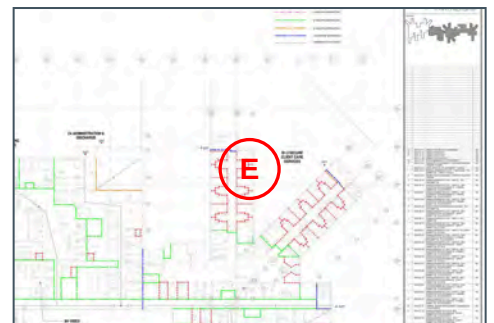
Open

Description

E1-452: all data outlets are blanked off. Typical for all suites

Sheet

A00-03



#586 Electrical

Status

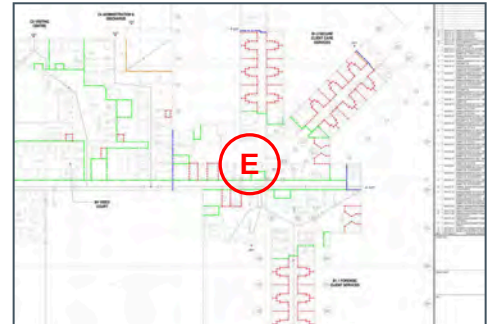
Open

Sheet

A00-03

Description

E1-430: wall receptacle blanked off



#587 Electrical

Status

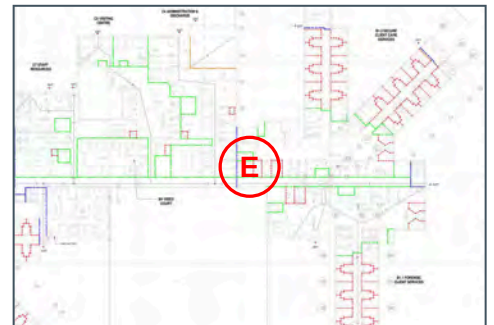
Open

Sheet

A00-03

Description

E1-004: as-built not accurate -
breaker panels not in room



#588 Electrical

Status

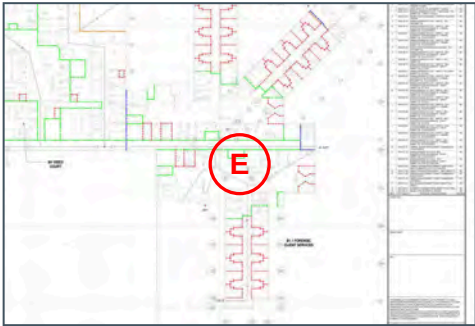
Open

Sheet

A00-03

Description

E1-504: data outlet blanked off



#589 Electrical

Status

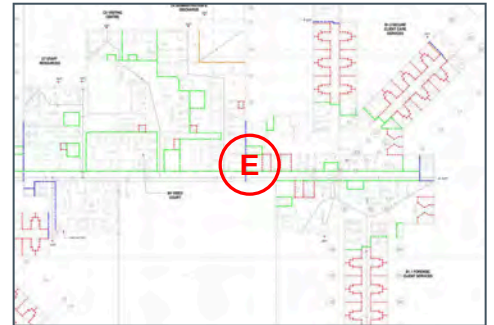
Open

Description

E1-004: occupancy sensor not flush mounted; as-built info not accurate as lights are oriented differently

Sheet

A00-03



Photos



20200219_163848

James Holtom

Feb 19, 2020 4:38 PM

#590 Electrical

Status

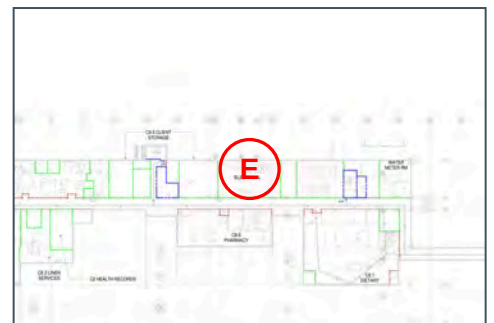
Open

Description

WO-005A: as-built info not accurate-switchgear not as shown.

Sheet

A00-06

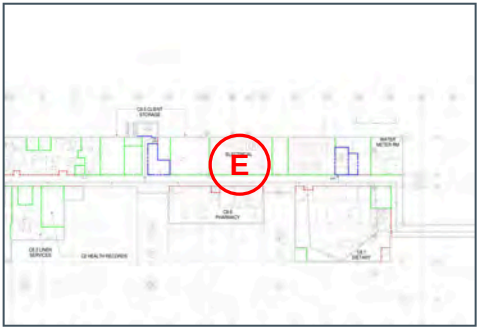


#591 Electrical


Status
Open

Sheet
A00-06

Description
Power teck cables not secured
to tray



Photos



20200219_090559
James Holtom
Feb 19, 2020 9:05 AM

#592 Electrical

Status

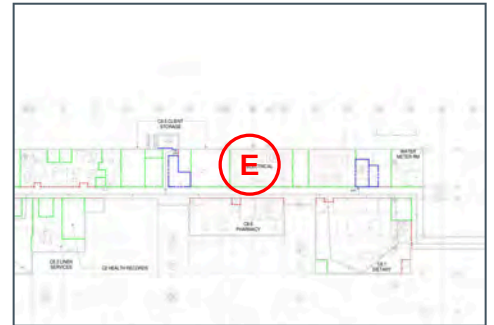
Open

Description

power teck cables not secured
to tray

Sheet

A00-06



Photos



20200219_100414

James Holtom

Feb 19, 2020 10:04 AM

#593 Electrical

Status

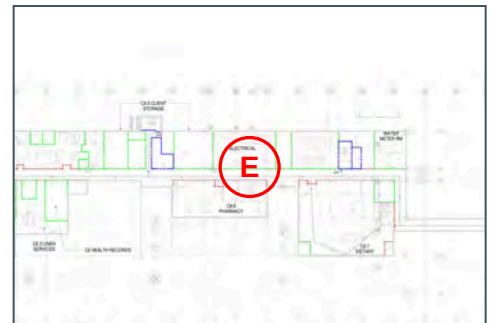
Open

Description

electrical box colour bands not
completed

Sheet

A00-06



#597 Electrical

Status

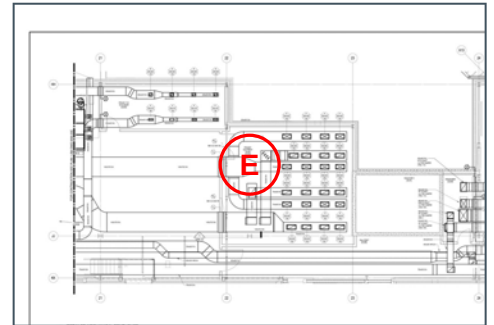
Open

Description

Conduit sealant has fallen out of conduit

Sheet

M06-04C



Photos



20200218_122846

James Holtom

Feb 18, 2020 12:28 PM

#600 Electrical

Status

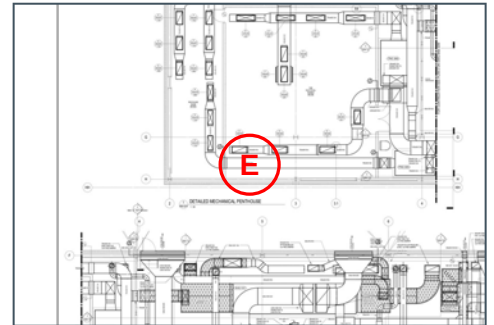
Open

Description

conduit coupling to transformer
not proper

Sheet

M06-02W



Photos



20200218_093638

James Holtom

Feb 18, 2020 9:36 AM

#601 Electrical

Status

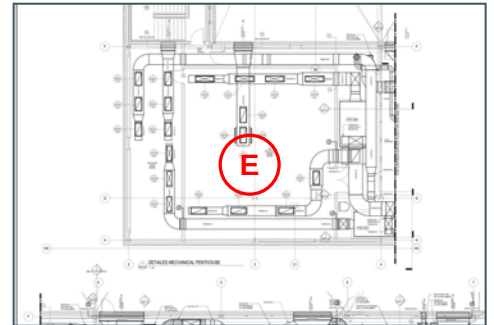
Open

Description

redundant UPS installation
questionable due to space
limitation

Sheet

M06-02W



Photos



20200218_095544

James Holtom

Feb 18, 2020 9:55 AM

#602 Electrical

Status

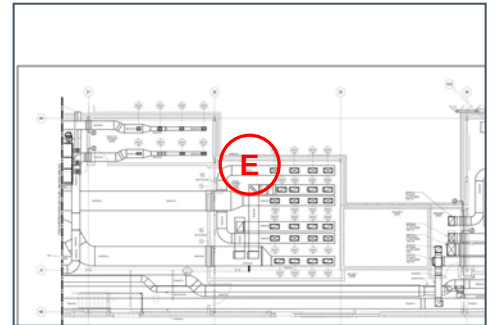
Open

Sheet

M06-04C

Description

use of bare copper bonding wire
in aluminum tray - not best
practice - wrong materials



Photos



20200218_104109

James Holtom

Feb 18, 2020 10:41 AM

#603 Electrical

Status

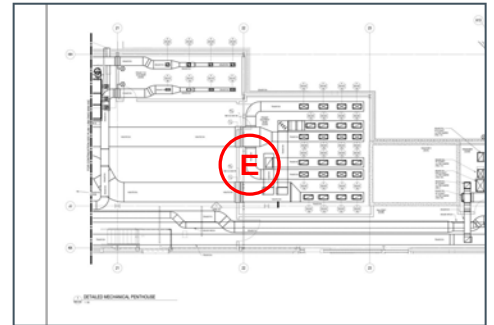
Open

Description

empty conduit run to breaker panel - not suitable for intended purpose

Sheet

M06-04C



Photos



20200218_110204

James Holtom

Feb 18, 2020 11:02 AM

#604 Electrical

Status

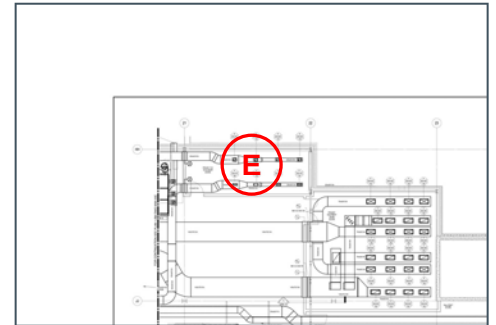
Open

Sheet

M06-04C

Description

copper bonding wire used in
aluminum cable tray - not best
practice - wrong materials



Photos



20200218_105133

James Holtom

Feb 18, 2020 10:51 AM

#605 Electrical

Status

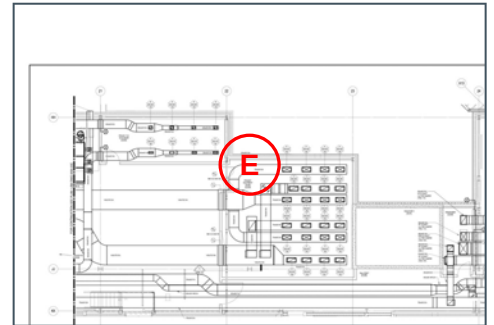
Open

Description

conduit bond bushing bonding
wire not connected to any
ground source

Sheet

M06-04C



Photos



20200218_121939

James Holtom

Feb 18, 2020 12:19 PM

#606 Electrical

Status

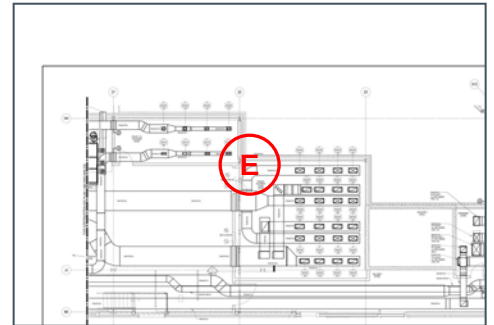
Open

Description

conduit firestopping does not appear to have been completed

Sheet

M06-04C



Photos



20200218_122842

James Holtom

Feb 18, 2020 12:28 PM

#607 Electrical

Status

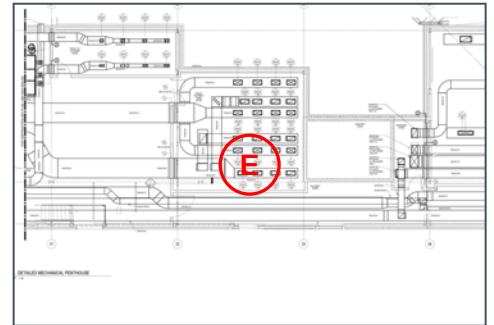
Open

Description

Lighting behind data racks very low for required tasks

Sheet

M06-04C



Photos



20200218_123107

James Holtom

Feb 18, 2020 12:31 PM

#608 Electrical

Status

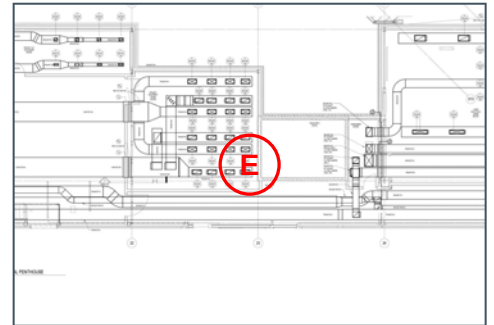
Open

Description

Fibre cabinet missing labeling

Sheet

M06-04C



Photos



20200218_123029

James Holtom

Feb 18, 2020 12:30 PM

#609 Electrical

Status

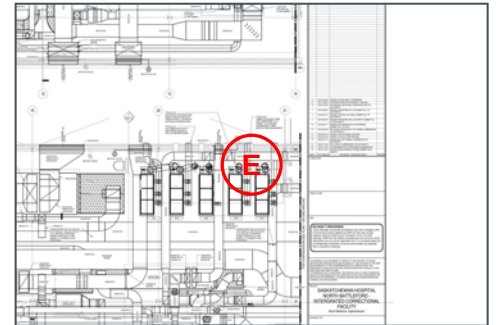
Open

Sheet

M06-03C

Description

electrical devices do not have sufficient 1m clear working clearance from obstructions and equipment - typical in this area



Photos



20200218_125618

James Holtom

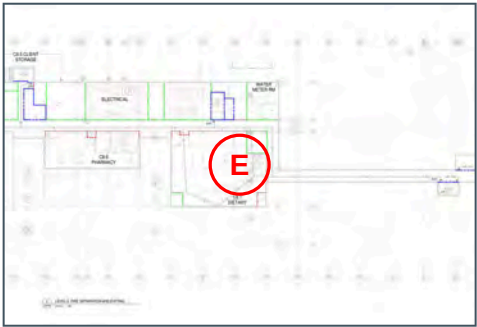
Feb 18, 2020 12:56 PM

#610 Electrical

Status
Open

Sheet
A00-06

Description
Circuit identification required for
Large floor mixer



Photos



20200219_081516
James Holtom
Feb 19, 2020 8:15 AM

#611 Electrical

Status

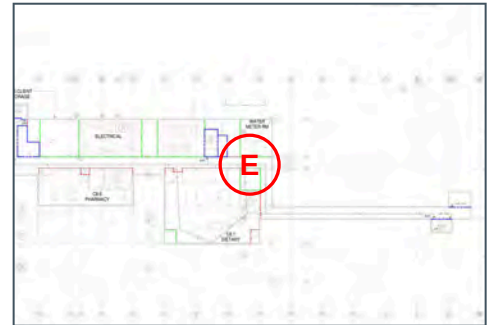
Open

Sheet

A00-06

Description

Large coil of cable left up in ceiling space



Photos



20200219_084532

James Holtom

Feb 19, 2020 8:45 AM

#612 Electrical

Status

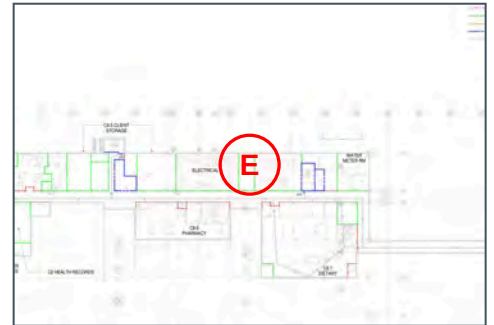
Open

Description

Open junction boxes

Sheet

A00-06



Photos



20200219_091742

James Holtom

Feb 19, 2020 9:17 AM

#613 Electrical

Status

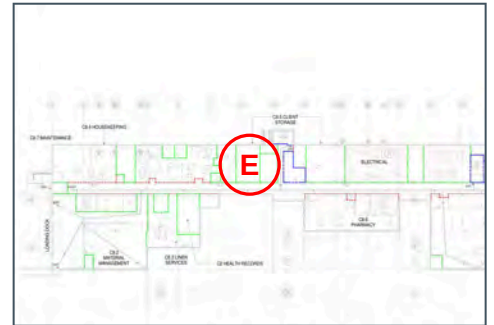
Open

Description

camera cable not run properly
through junction box - typical all
installations

Sheet

A00-06



Photos



20200219_105919

James Holtom

Feb 19, 2020 10:59 AM

#614 Electrical

Status

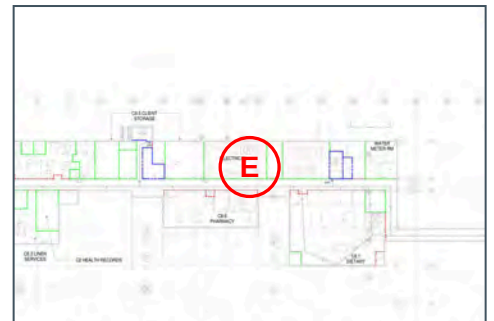
Open

Description

transfer switches require
identification and emergency
power class identification

Sheet

A00-06

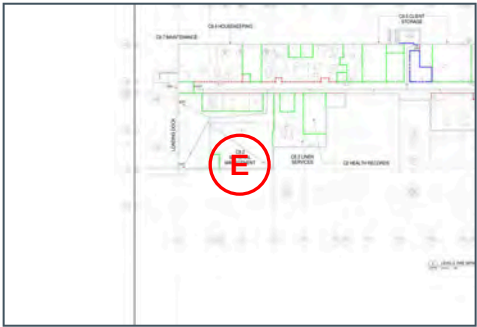


#615 Electrical

Status
Open

Sheet
A00-06

Description
Fire alarm horn/strobe blocked
by shelving



Photos



20200219_124031
James Holtom
Feb 19, 2020 12:40 PM

#616 Electrical

Status

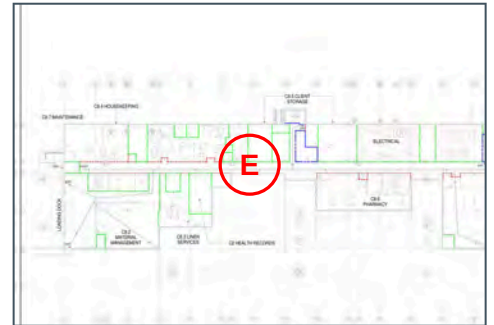
Open

Sheet

A00-06

Description

firestopping speed sleeves not closed around cables / spare sleeve not closed



Photos



20200219_123033

James Holtom


Feb 19, 2020 12:30 PM

#617 Electrical

Status
Open

Sheet
A02-35R

Description
open outlet boxes



Photos



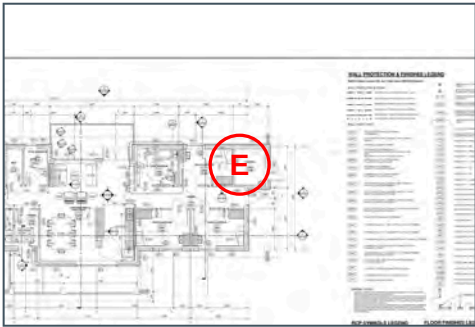
20200218_163115
James Holtom
Feb 18, 2020 4:31 PM

#618 Electrical

Status
Open

Sheet
A02-35R

Description
breaker panel directories require
final updating



Photos



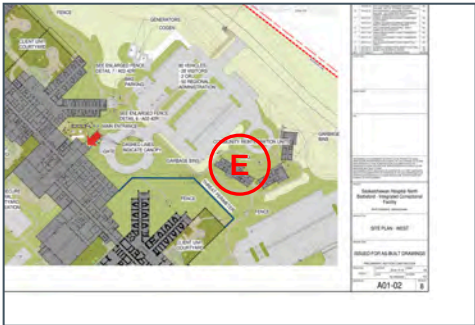
20200218_163857
James Holtom
Feb 18, 2020 4:38 PM

#619 Electrical

Status
Open

Sheet
A01-02

Description
Security camera not installed on exterior soffit



Photos



20200218_164504
James Holtom
Feb 18, 2020 4:45 PM

#620 Electrical

Status

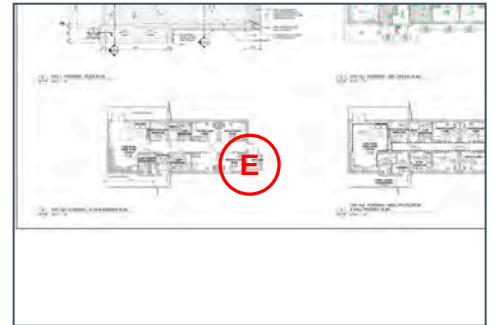
Open

Description

CRU-2: electrical enclosure box
improperly cut to fit into space
behind data rack

Sheet

A02-33R



Photos



20200218_164934

James Holtom

Feb 18, 2020 4:49 PM

#621 Electrical

Status

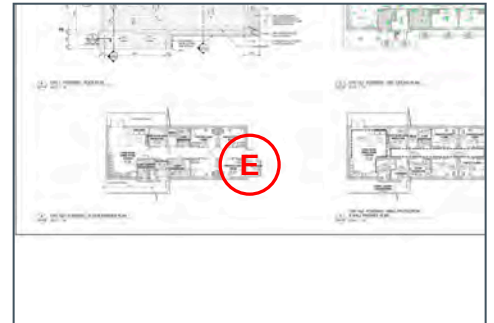
Open

Description

CRU-2: junction box missing cover

Sheet

A02-33R



Photos



20200218_165008

James Holtom

Feb 18, 2020 4:50 PM

#622 Electrical

Status

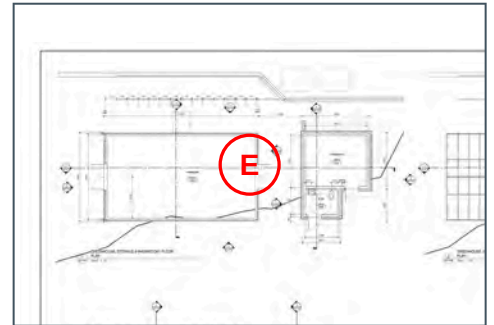
Open

Sheet

A02-43R

Description

fire alarm pullstation missing
splash cover



Photos



20200218_172106

James Holtom

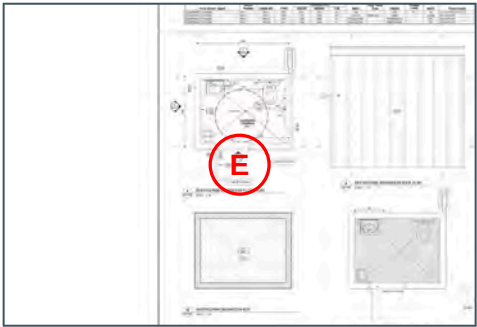
Feb 18, 2020 5:21 PM

#623 Electrical

Status
Open

Sheet
A02-46R

Description
No exterior light - area lighting
not adequate for use



Photos



20200219_134719
James Holtom
Feb 19, 2020 1:47 PM

#625 Electrical

Status

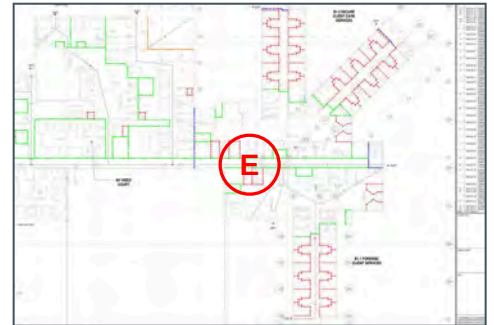
Open

Sheet

A00-03

Description

data cable speed sleeves not closed - typical all data speed sleeves



Photos



20200219_164341

James Holtom

Feb 19, 2020 4:43 PM

#645 Landscape

Status

Open

Sheet

A01-02

Description

Edging on the path appears to be non-compliant for wheel chair accessibility



Photos



20200528_082751_photo_edited

James Holtom

May 28, 2020 8:27 AM



20200528_082751_photo

James Holtom

May 28, 2020 8:27 AM

#648 Landscape

Status
Open

Sheet
A01-02

Description
Furniture is deteriorating and rusting. Bench centred and not accessible.



Photos



20200528_090639_photo_edited
James Holtom
May 28, 2020 9:06 AM



20200528_090639_photo
James Holtom
May 28, 2020 9:06 AM

#649 Landscape

Status
Open

Sheet
A01-02

Description
Tactile strips missing?



Photos



20200528_091046_photo_edited
James Holtom
May 28, 2020 9:10 AM



20200528_091046_photo
James Holtom
May 28, 2020 9:10 AM

#650 Landscape


Status
Open

Sheet
A01-02

Description
Different bench styles.



Photos



20200528_091127_photo
James Holtom
May 28, 2020 9:11 AM

#651 Landscape

Status
Open

Sheet
A01-02

Description
Pounding at pedestrian crossing. Near staff parking lot



Photos



20200528_092330_photo_edited
James Holtom
May 28, 2020 9:24 AM



20200528_092330_photo
James Holtom
May 28, 2020 9:23 AM

#652 Landscape

Status

Open

Sheet

A01-02

Description

Location of propane tanks differs from plans. Not aligned with layby. Fence around propane tanks?




Photos



20200528_092621_photo_edited

James Holtom

May 28, 2020 9:26 AM



20200528_092621_photo

James Holtom

May 28, 2020 9:26 AM

#653 Landscape

Status
Open

Sheet
A01-02

Description
Missing rink?



Photos



20200528_094701_photo_edited
James Holtom
May 28, 2020 9:47 AM



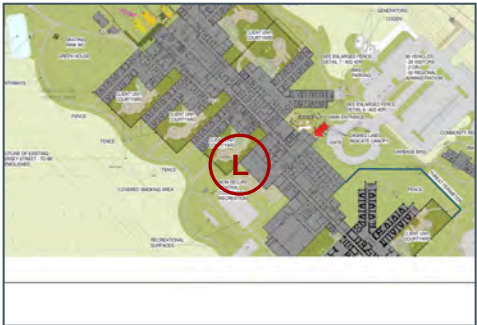
20200528_094701_photo
James Holtom
May 28, 2020 9:47 AM

#654 Landscape


Status
Open

Sheet
A01-02


Description
Railing is not effective and not as shown on drawing.
Accessibility issues?



Photos



20200528_100746_photo_edited
James Holtom
May 28, 2020 10:07 AM



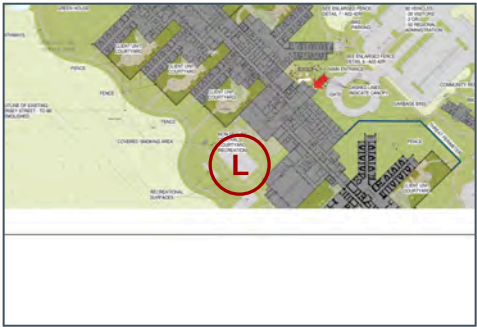
20200528_100746_photo
James Holtom
May 28, 2020 10:07 AM

#656 Landscape

Status
Open

Sheet
A01-02

Description
Lines missing?



Photos



20200528_101818_photo
James Holtom
May 28, 2020 10:18 AM

#657 Landscape

Status

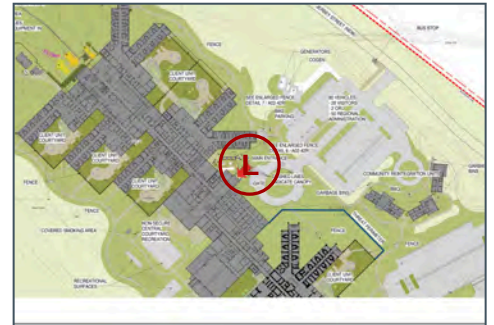
Open

Sheet


A01-02

Description

No control joints on concrete entrance.



Photos



20200528_105536_photo

James Holtom

May 28, 2020 10:55 AM

#658 Landscape

Status
Open

Sheet
A01-02

Description
Tripping hazard.



Photos



20200528_105645_photo_edited
James Holtom
May 28, 2020 10:56 AM



20200528_105645_photo
James Holtom
May 28, 2020 10:56 AM

#1 Mechanical

Status
Open

#9 Mechanical

Status

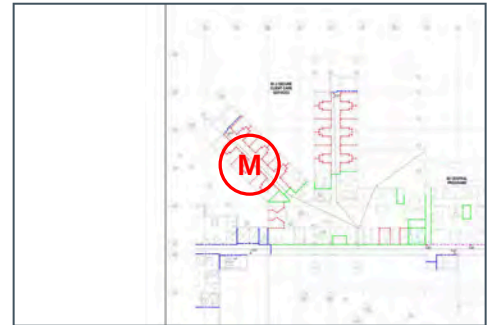
Open

Description


E2-140 hand sink too hot other inconsistent. Shower was good

Sheet

A00-05



Photos



20200218_095158_photo

James Holtom

Feb 18, 2020 9:51 AM

#13 Mechanical

Status

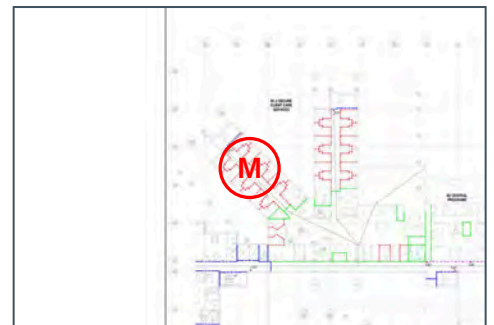
Open

Description

Valve shut off is extremely loud.
Is it intentional?

Sheet

A00-05



#22 Mechanical

Status

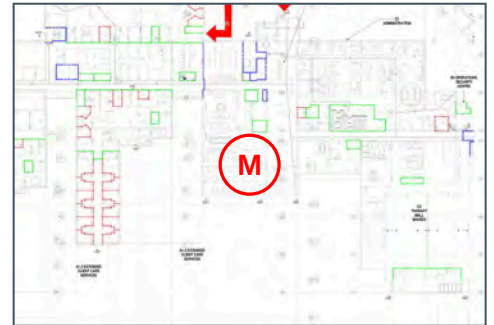
Open

Description

Sink faucet is loose. Risk of damage. C1-112A

Sheet

A00-02




Photos



20200218_120611_photo

James Holtom

Feb 18, 2020 12:06 PM



20200218_120521_photo

James Holtom

Feb 18, 2020 12:05 PM

#103 Mechanical

Status

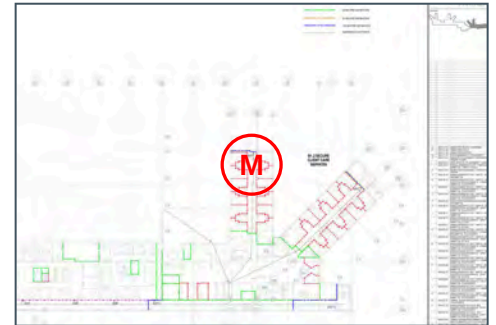
Open

Sheet

A00-05

Description

Access panel outside E2-450.
Pex insulation not on properly.



Photos



20200218_131931_photo

James Holtom

Feb 18, 2020 1:19 PM



20200218_131905_photo

James Holtom

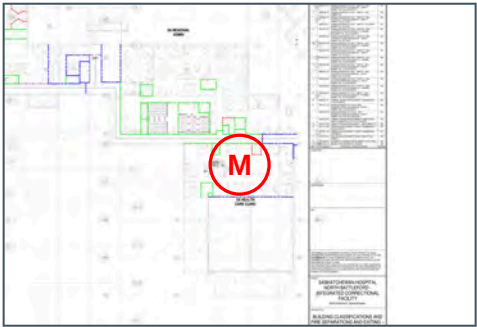
Feb 18, 2020 1:19 PM

#114 Mechanical

Status
Open

Sheet
A00-04

Description
C2-049. Sink faucet loose.



Photos



20200218_144647_photo
James Holtom
Feb 18, 2020 2:46 PM

#132 Mechanical

Status

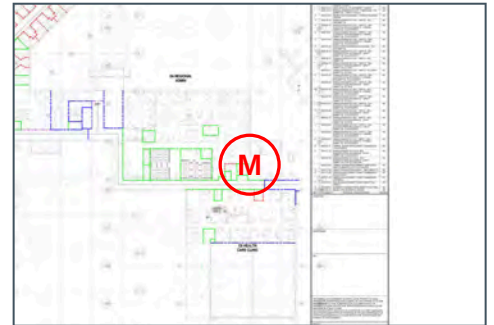
Open

Sheet

A00-04

Description

Sink has too much pressure.



Photos



20200218_151221_photo

James Holtom

Feb 18, 2020 3:12 PM

#154 Mechanical

Status

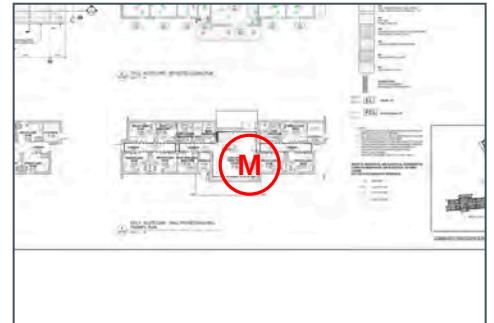
Open

Sheet

A02-35R

Description

CRUs - Hand washing sink only.
Dish washer is not large enough
for pots.



Photos



20200218_162909_photo

James Holtom

Feb 18, 2020 4:29 PM

#162 Mechanical

Status

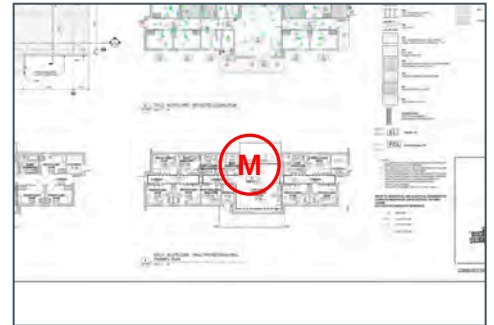
Open

Description

CRUs - HVAC diffusers have leaks. Pushing dust into space.

Sheet

A02-35R



Photos



20200218_163633_photo

James Holtom

Feb 18, 2020 4:36 PM

#167 Mechanical

Status

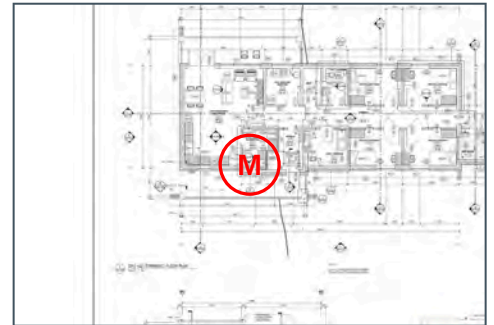
Open

Sheet

A02-33R

Description

Laundry sink is very small. Hand washing only.



Photos



20200218_164908_photo

James Holtom

Feb 18, 2020 4:49 PM

#181 Mechanical

Status

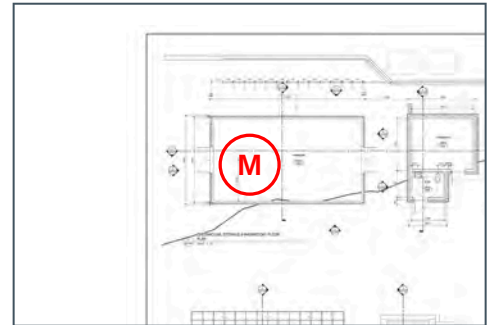
Open

Sheet

A02-43R

Description

Greenhouse - Drain not at lowest spot on floor.



Photos



20200218_172148_photo

James Holtom

Feb 18, 2020 5:21 PM

#201 Mechanical

Status

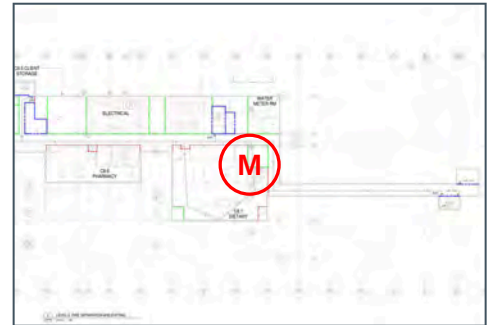
Open

Sheet

A00-06

Description

Exposed pipe in C0-126B.



Photos



20200218_182431_photo

James Holtom

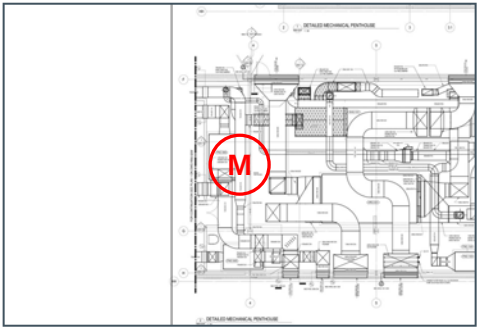
Feb 18, 2020 6:24 PM

#206 Mechanical

Status
Open

Sheet
M06-02W

Description
Penthouse - Unit heater has no isolation



Photos



20200219_075722_photo
James Holtom
Feb 19, 2020 7:57 AM

#208 Mechanical

Status

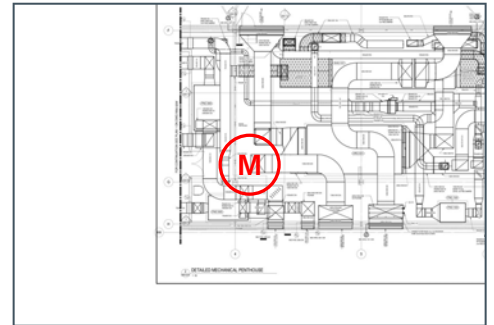
Open

Sheet

M06-02W

Description

Penthouse - Outside air duct has holes and ice buildup. Many ducts have holes in insulation.



Photos



20200219_080053_photo

James Holtom

Feb 19, 2020 8:00 AM



20200219_075900_photo

James Holtom

Feb 19, 2020 7:59 AM



20200219_075829_photo

James Holtom

Feb 19, 2020 7:58 AM

#209 Mechanical

Status

Open

Location

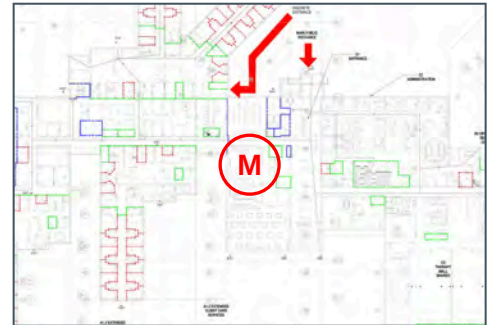
C1-125

Description

Air grilles loud & causing drafts

Sheet

A00-02



Photos



20200219_080049_photo

James Holtom

Feb 19, 2020 8:00 AM

#212 Mechanical

Status

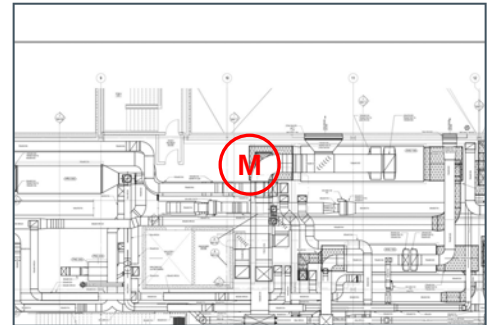
Open

Description

Penthouse - Humidifier piping is leaking. Manufacturer parts.

Sheet

M06-03C



Photos



20200219_080318_photo

James Holtom

Feb 19, 2020 8:03 AM

#213 Mechanical

Status

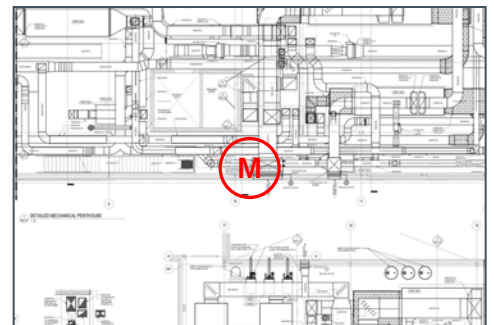
Open

Description

Penthouse - Sprinkler coverage is inconsistent in penthouse.

Sheet

M06-03C



#219 Mechanical

Status

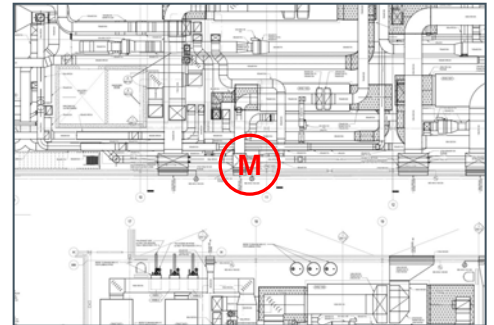
Open

Sheet


M06-03C

Description

Penthouse - Premature rusting if union. Joint failure.



Photos



20200219_081034_photo

James Holtom

Feb 19, 2020 8:10 AM

#221 Mechanical

Status

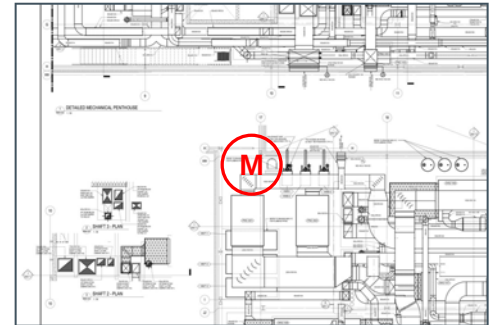
Open

Sheet

M06-03C

Description

Penthouse - Emergency off push button is small and not well marked or protected. Not visible from boilers.



Photos



20200219_081430_photo

James Holtom

Feb 19, 2020 8:14 AM

#223 Mechanical

Status

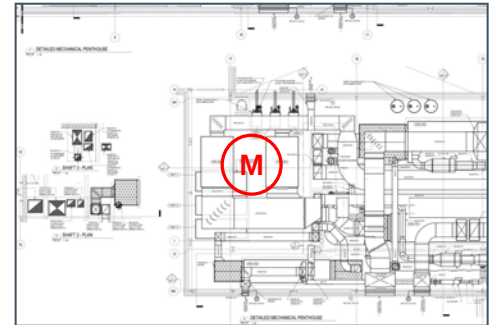
Open

Sheet


M06-03C

Description

Penthouse - FNCs are not serviceable. Need a ladder. Very narrow, risk of injury while accessing.



Photos



20200219_081625_photo

James Holtom

Feb 19, 2020 8:16 AM

#225 Mechanical

Status

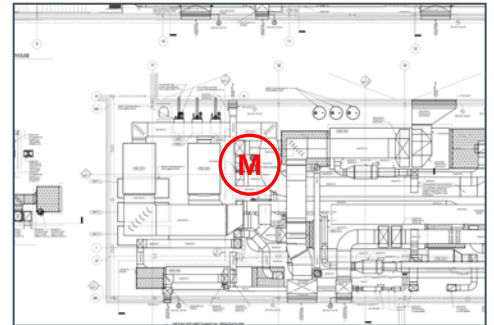
Open

Description

Penthouse - Pumps are painted and peeling.
 Not on a housekeeping pad for isolation. Pumps sitting on frame. Concern of vibrations and noise below.

Sheet

M06-03C




Photos



20200219_081903_photo

James Holtom

Feb 19, 2020 8:19 AM



20200219_081838_photo

James Holtom

Feb 19, 2020 8:18 AM



20200219_081826_photo

James Holtom

Feb 19, 2020 8:18 AM

#226 Mechanical

Status

Open

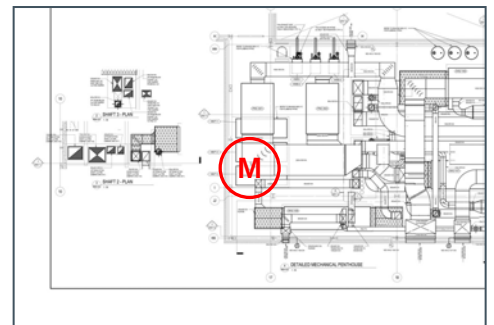
Description

Penthouse - Large amount of sediment in holding tanks.
 Verbally noted, not observable.

Is there a sediment interceptor?

Sheet

M06-03C



#227 Mechanical

Status

Open

Location

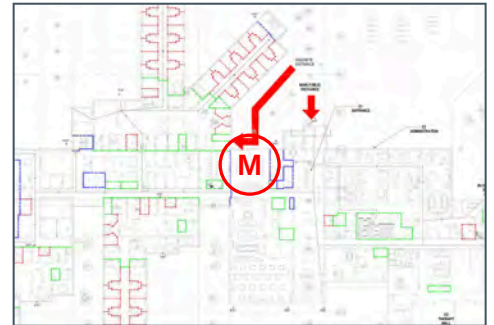
C1-130a

Description

There are two thermostats for the east partition zone, but none for west partition zone. This is to mechanical plans, but does not fit design intent to have two separate usable spaces.

Sheet

A00-02

**Photos**

20200219_082706_photo

James Holtom

Feb 19, 2020 8:27 AM



20200219_082655_photo

James Holtom

Feb 19, 2020 8:26 AM

#229 Mechanical

Status

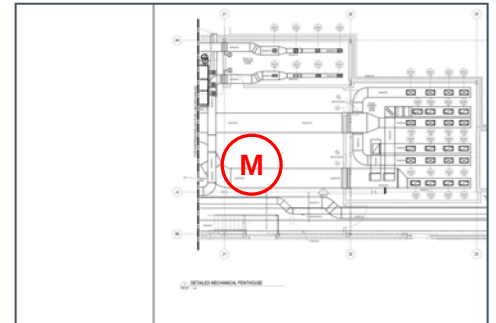
Open

Sheet

M06-04C

Description

Penthouse - Pump seals failing,
many noted during review.
Noted to be a frequent issue.
Concern to have a high number
of failures this early.



Photos



20200219_082743_photo

James Holtom

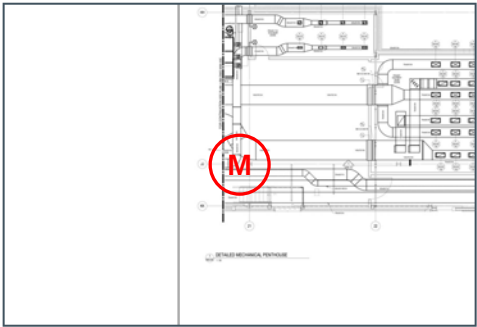
Feb 19, 2020 8:27 AM

#230 Mechanical

Status
Open

Sheet
M06-04C

Description
Penthouse - Corrosion of line.
Unsure if its purpose.



Photos



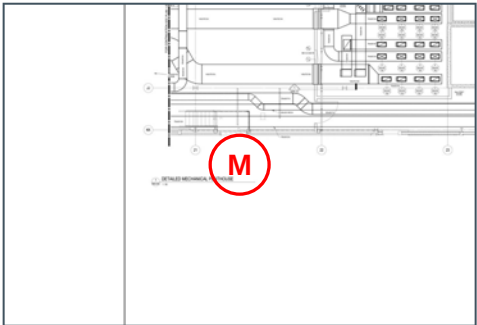
20200219_082844_photo
James Holtom
Feb 19, 2020 8:28 AM

#232 Mechanical

Status
Open

Sheet
M06-04C


Description
Penthouse Outside - No
isolation on dry coolers.



Photos



IMG_0949
James Holtom
Feb 19, 2020 8:29 AM



IMG_0948
James Holtom
Feb 19, 2020 8:29 AM

#233 Mechanical

Status

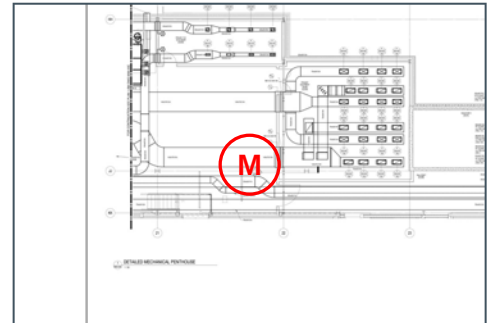
Open

Description

Penthouse - Corrosion issue on pump.

Sheet

M06-04C



Photos



20200219_083158_photo

James Holtom

Feb 19, 2020 8:31 AM

#265 Mechanical

Status

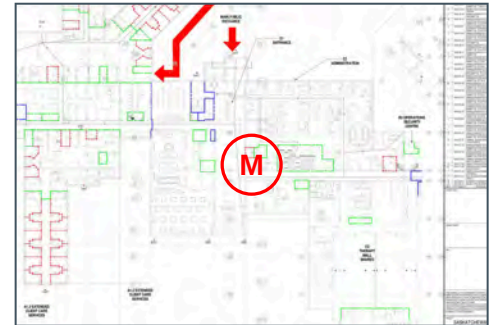
Open

Sheet


A00-02

Description

Return grille loud. Supply diffuser different style than typical for client area.



Photos



20200219_091153_photo

James Holtom

Feb 19, 2020 9:11 AM

#271 Mechanical

Status

Open

Location

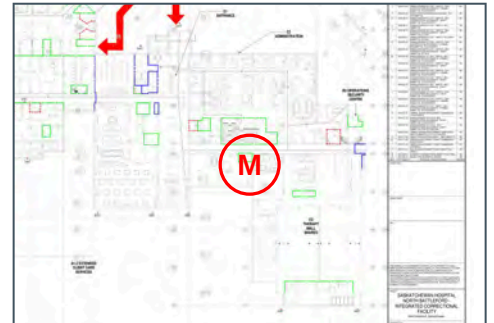
C1-045

Description

Ice machine has no backflow preventer. Appliance may have integral vacuum breaker.

Sheet

A00-02



Photos



IMG_20200219_091629.jpg

James Holtom

Feb 19, 2020 9:24 AM

#273 Mechanical

Status

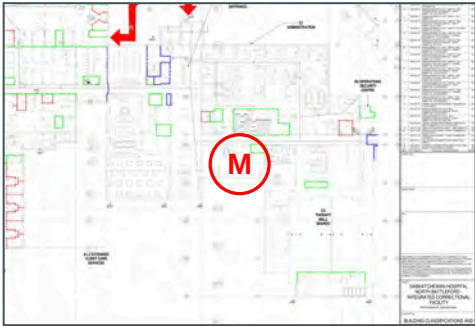
Open

Sheet

A00-02

Description

Washroom fixtures style inconsistent. Toilet is anti-ligature but lavatory is not.



#278 Mechanical

Status

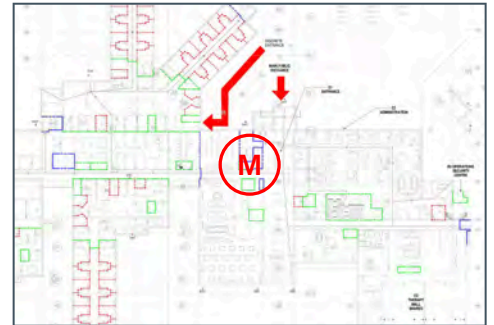
Open

Sheet

A00-02

Description

Elevator equipment room
cooling fan coil placement
prevents access to electrical
panels on wall.



Photos



IMG_20200219_083352.jpg

James Holtom

Feb 19, 2020 9:43 AM

#350 Mechanical

Status

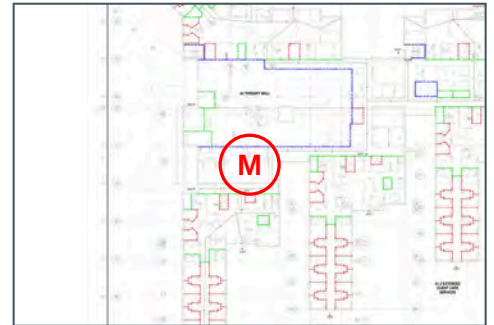
Open

Sheet

A00-02

Description

Wire connection to urinal flush valve not good quality construction



Photos



20200219_124342_photo

James Holtom

Feb 19, 2020 12:43 PM

#361 Mechanical

Status

Open

Sheet

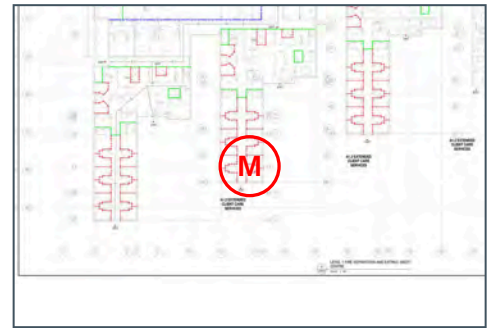
A00-02

Location

W1-441

Description

Vacuum toilet causes knocking noise. Pipe not appropriately secured and/or noise attenuation not sufficient through PVC pipe. Applies to entire wing.



#381 Mechanical

Status

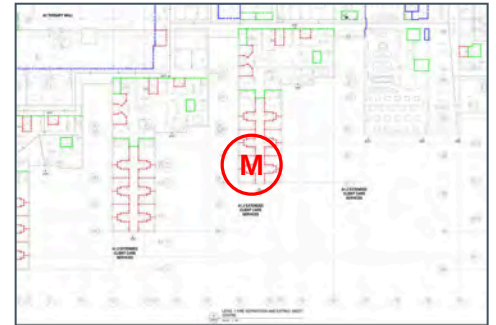
Open

Sheet

A00-02

Description

Pipes rattle when vacuum toilet flushed. Piping not secured enough. Not as bad as other unit.



Photos



IMG_20200219_141544.jpg

James Holtom

Feb 19, 2020 2:19 PM

#382 Mechanical

Status

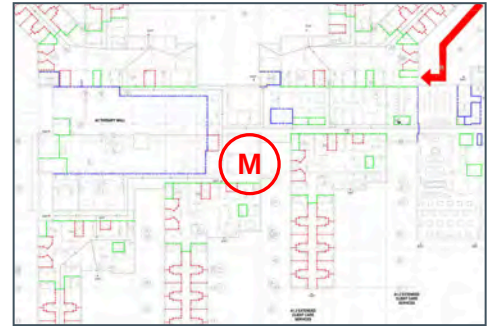
Open

Sheet

A00-02

Description

W1-049B - one diffuser is really high compared to the rest. Is it air balanced?



#385 Mechanical

Status

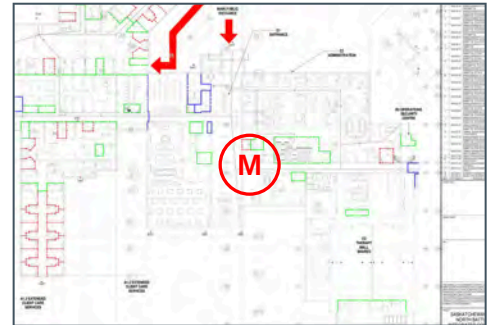
Open

Description

Leak in domestic hot water and DHW recirculation lines & elbows. Pipes partially sealed with tape. Coffee can collecting drips. Ceiling tile damaged.

Sheet

A00-02



Photos



IMG_20200219_142031.jpg

James Holtom

Feb 19, 2020 2:39 PM



IMG_20200219_143114.jpg

James Holtom

Feb 19, 2020 2:39 PM



IMG_20200219_143126.jpg

James Holtom

Feb 19, 2020 2:39 PM



IMG_20200219_143153.jpg

James Holtom

Feb 19, 2020 2:39 PM

#386 Mechanical

Status

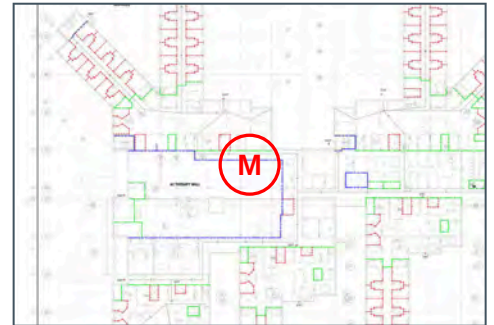
Open

Description

Dust collection point not connected to appliance.

Sheet

A00-02



Photos



IMG_20200218_182612.jpg

James Holtom

Feb 21, 2020 12:12 AM

#389 Mechanical

Status

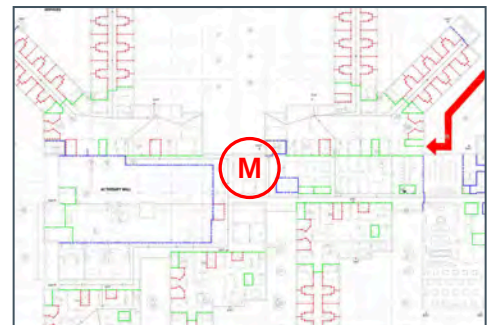
Open

Description

Air noise

Sheet

A00-02



#404 Mechanical

Status

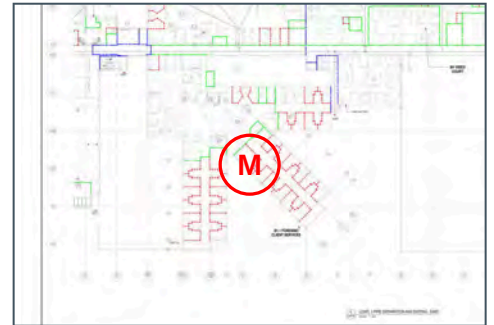
Open

Description

Air grille loud. Check air balance.

Sheet

A00-03



Photos



20200219_152029_photo

James Holtom

Feb 19, 2020 3:20 PM

#411 Mechanical

Status

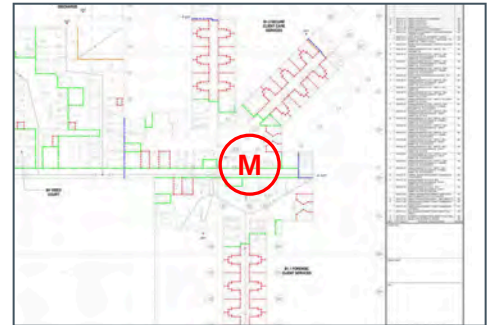
Open

Sheet


A00-03

Description

E1-426B - faucet isn't very easy to remove. Only requires finger strength.



Photos



20200219_153551_photo

James Holtom

Feb 19, 2020 3:35 PM

#412 Mechanical

Status

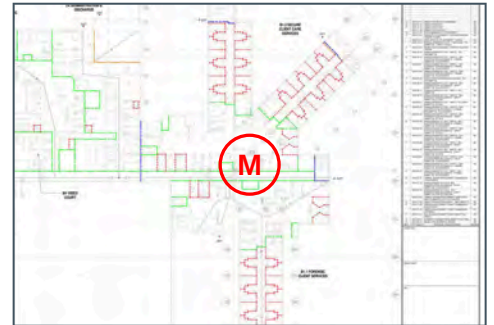
Open

Sheet


A00-03

Description

E1-427B - faucet isn't very loose. Faucet ran for over 30 second.



Photos



20200219_153743_photo

James Holtom

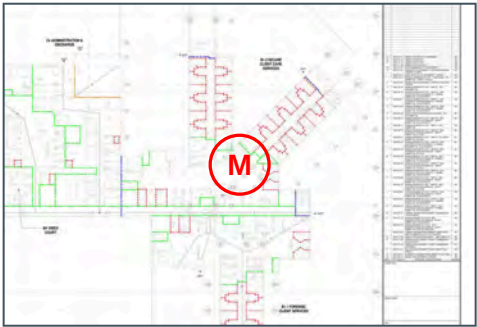
Feb 19, 2020 3:37 PM

#416 Mechanical

Status
Open

Sheet
A00-03

Description
Fire extinguisher cabinets are not easily identifiable.



Photos



20200219_154355_photo
James Holtom
Feb 19, 2020 3:43 PM

#417 Mechanical

Status

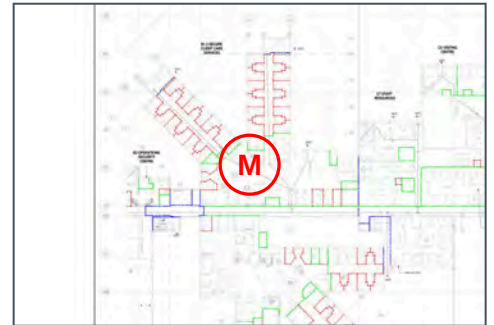
Open

Sheet

A00-03

Description

Hand wash faucet was warm.
Thermostatic mixing valve
setpoint.



Photos



20200219_154818_photo

James Holtom

Feb 19, 2020 3:48 PM

#420 Mechanical

Status

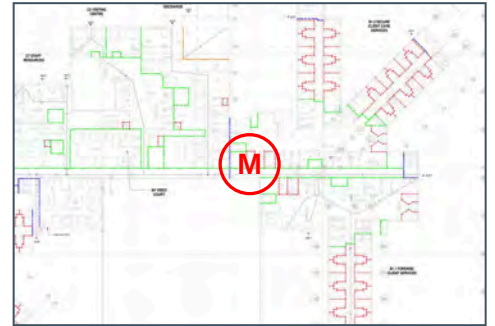
Open

Sheet

A00-03

Description

Faucet was tight, made it loose simply by moving back and forth.



#424 Mechanical

Status

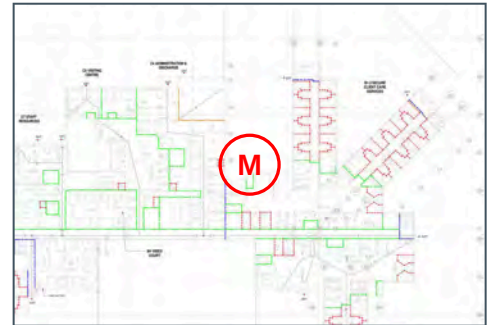
Open

Sheet

A00-03

Description

Is this a gathering space that would require a sprinkler system?



Photos



20200219_155933_photo

James Holtom

Feb 19, 2020 3:59 PM

#427 Mechanical

Status

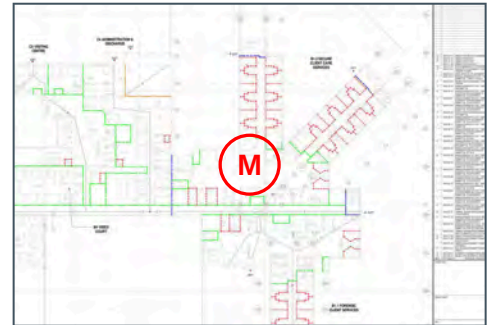
Open

Sheet

A00-03

Description

Where does kitchette exhaust connect to?



Photos



20200219_160729_photo

James Holtom

Feb 19, 2020 4:07 PM

#435 Mechanical

Status

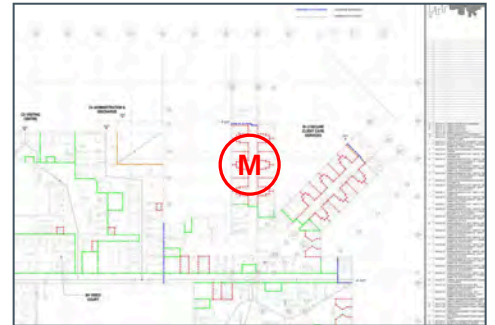
Open

Sheet

A00-03

Description

Access panel. Pipe is corroding.



Photos



20200219_162736_photo

James Holtom

Feb 19, 2020 4:27 PM

#439 Mechanical

Status

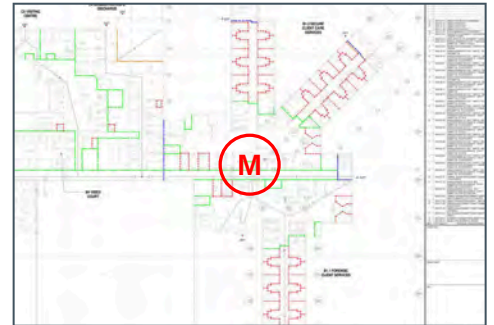
Open

Sheet


A00-03

Description

E1-008. Heat generating in service room with no exhaust or cooling. What is temperature trend?



Photos



20200219_163450_photo

James Holtom

Feb 19, 2020 4:34 PM

#457 Mechanical

Status

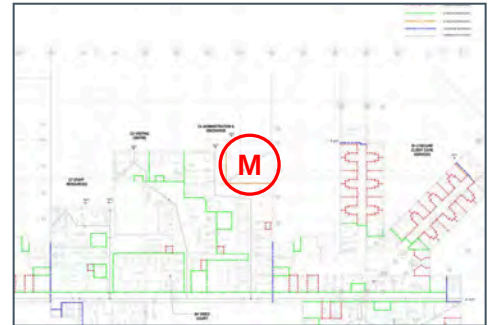
Open

Description

No ventilation for vehicle sally port. Unit heaters and CO detector only. Code violation.

Sheet

A00-03




Photos



IMG_20200219_171518.jpg

James Holtom


Feb 19, 2020 5:20 PM



IMG_20200219_171522.jpg

James Holtom

Feb 19, 2020 5:20 PM



IMG_20200219_171721.jpg

James Holtom

Feb 19, 2020 5:20 PM



IMG_20200219_171546.jpg

James Holtom

Feb 19, 2020 5:19 PM



IMG_20200219_171734.jpg

James Holtom

Feb 19, 2020 5:19 PM

#466 Mechanical

Status

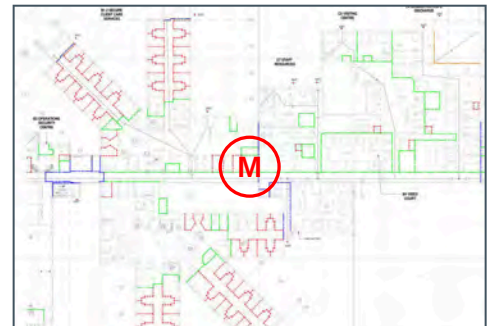
Open

Sheet

A00-03

Description

E1-006. Why is there so much airflow to a storage room? Room used to be a shaft to penthouse.



#477 Mechanical

Status

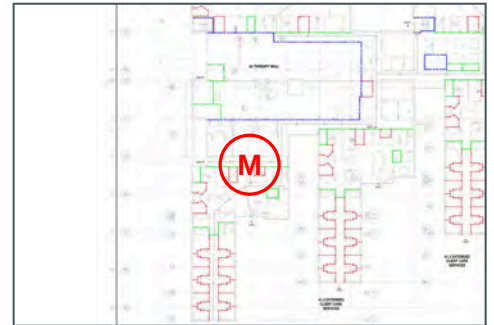
Open

Description

Domestic hot water recirculation valve turned off. Valve at nurse station and main corridor outside environmental services closed.

Sheet

A00-02



Photos



IMG_20200220_093853.jpg

James Holtom

Feb 20, 2020 9:45 AM



20200220_092717_photo

James Holtom

Feb 20, 2020 9:27 AM

#478 Mechanical

Status

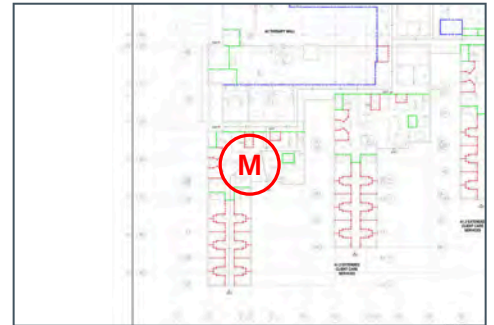
Open

Sheet

A00-02

Description

Pipe support lacking appropriate blocking / saddle. Insulation is crushed.



Photos



IMG_20200220_092810.jpg

James Holtom

Feb 20, 2020 9:30 AM

#482 Mechanical

Status

Open

Sheet

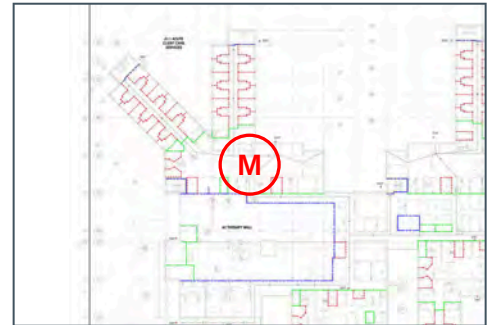
A00-02

Location


West PrairieView B Wing

Description

Very humid conditions. West
PrairieView B



Photos



20200220_094836_photo

James Holtom

Feb 20, 2020 9:48 AM

#483 Mechanical

Status

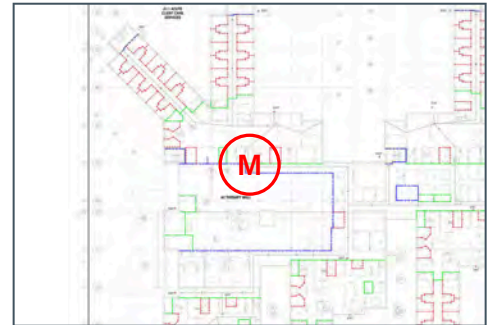
Open

Description

Domestic hot water recirculation
turned off

Sheet

A00-02



Photos



IMG_20200220_094741.jpg

James Holtom

Feb 20, 2020 9:50 AM



IMG_20200220_094444.jpg

James Holtom

Feb 20, 2020 9:50 AM



IMG_20200220_094442.jpg

James Holtom

Feb 20, 2020 9:50 AM

#485 Mechanical

Status

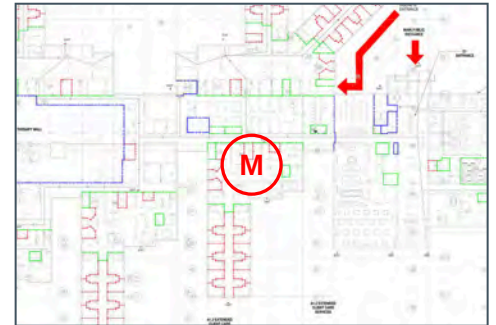
Open

Sheet

A00-02

Description

Hot water recirculation closed



Photos



IMG_20200220_095423.jpg

James Holtom

Feb 20, 2020 9:55 AM

#491 Mechanical

Status

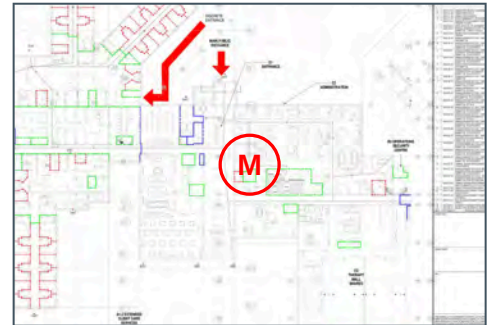
Open

Sheet

A00-02

Description

Leakage on duct main.
Insulation ripped away.



Photos



IMG_20200220_103827.jpg

James Holtom

Feb 20, 2020 10:40 AM

#507 Mechanical

Status

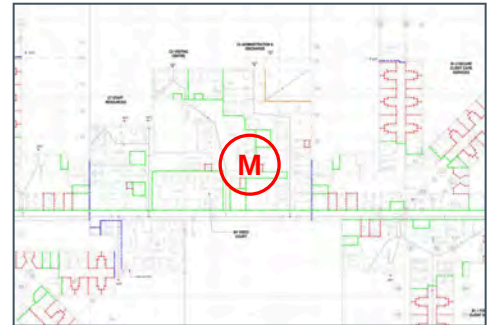
Open

Description

Excessive air noise

Sheet

A00-03



Photos



IMG_20200220_111355.jpg

James Holtom

Feb 20, 2020 11:15 AM



IMG_20200220_111349.jpg

James Holtom

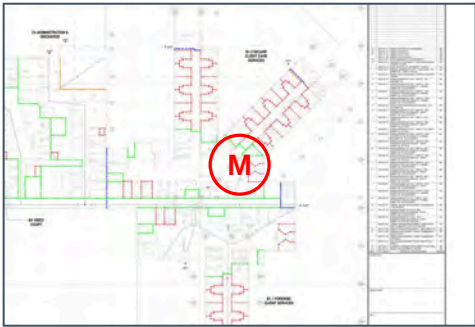
Feb 20, 2020 11:15 AM

#509 Mechanical

Status
Open

Sheet
A00-03

Description
Domestic hot water recirculation
partially closed.



Photos



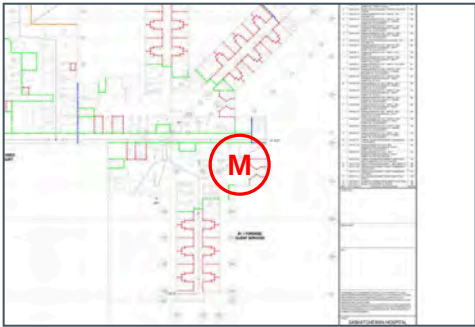
IMG_20200220_112301.jpg
James Holtom
Feb 20, 2020 11:24 AM

#512 Mechanical

Status
Open

Sheet
A00-03

Description
Domestic hot water recirculation
turned off



Photos



IMG_20200220_113118.jpg
James Holtom
Feb 20, 2020 11:32 AM

#525 Mechanical

Status

Open

Location

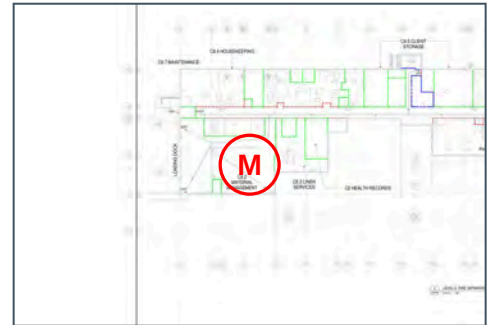
W0-118A

Description

No cleanouts on sanitary piping where required by plumbing code. W0-118A

Sheet

A00-06




Photos



IMG_20200220_131714.jpg

James Holtom


Feb 20, 2020 7:40 PM



IMG_20200220_131535.jpg

James Holtom

Feb 20, 2020 7:40 PM



IMG_20200220_131711.jpg

James Holtom

Feb 20, 2020 7:40 PM



20200220_131804_photo

James Holtom

Feb 20, 2020 1:18 PM

#526 Mechanical

Status

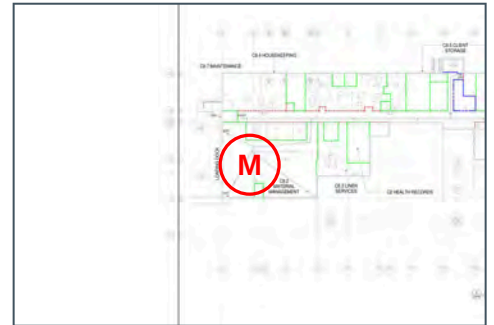
Open

Description

Cleanout for rain water
inaccessible

Sheet

A00-06



Photos



20200220_131956_photo

James Holtom

Feb 20, 2020 1:19 PM

#529 Mechanical

Status

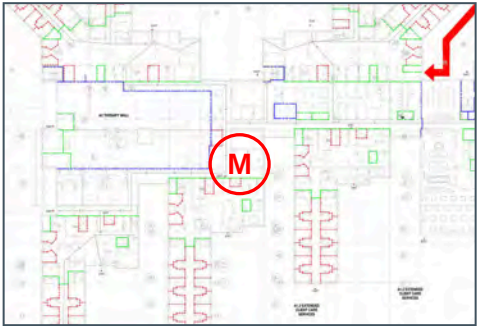
Open

Description

Thermostat only on one side of
partition.

Sheet

A00-02



#530 Mechanical

Status

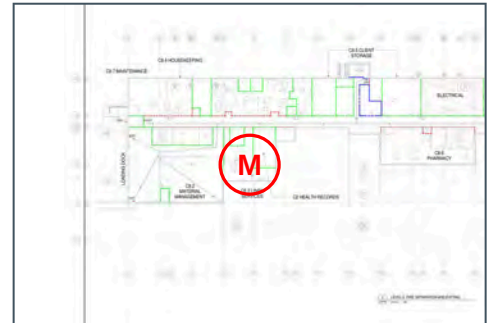
Open

Sheet

A00-06

Description

No provision for makeup air of dryer exhaust. Dryers draw air from general ventilation system.



Photos



IMG_20200220_131206.jpg

James Holtom

Feb 20, 2020 7:28 PM

#531 Mechanical

Status

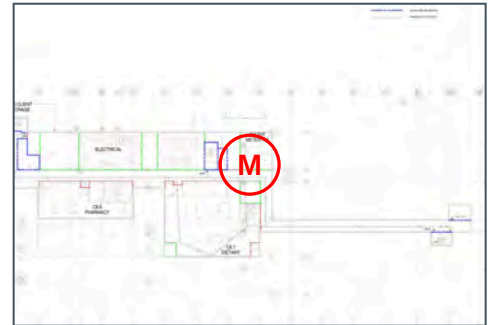
Open

Sheet

A00-06

Description

No backflow preventer for domestic cold water lines serving sanitary vacuum system.



Photos



IMG_20200220_125809.jpg

James Holtom

Feb 20, 2020 7:33 PM



IMG_20200220_125758.jpg

James Holtom

Feb 20, 2020 7:32 PM



IMG_20200220_130029.jpg

James Holtom

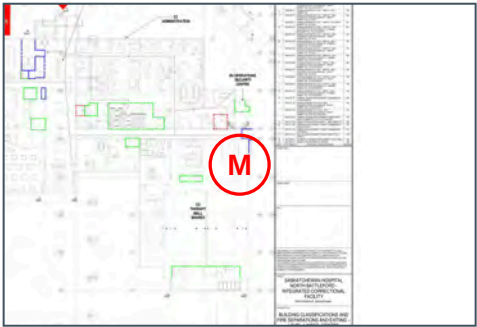
Feb 20, 2020 7:32 PM

#534 Mechanical

Status
Open

Sheet
A00-02

Description
Return air grille exceptionally loud



Photos



IMG_20200219_105641.jpg
James Holtom
Feb 20, 2020 11:46 PM

#536 Mechanical

Status

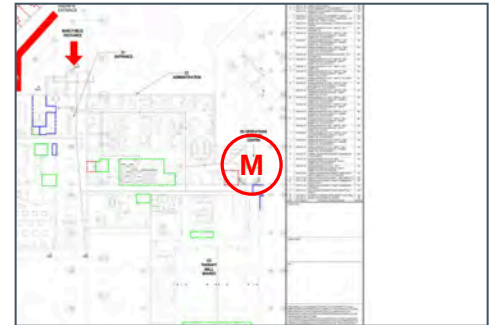
Open

Sheet

A00-02

Description

Equipment room warm.
Insufficient cooling?



Photos



MVIMG_20200219_110700.jpg

James Holtom

Feb 20, 2020 11:44 PM

#538 Mechanical

Status

Open

Sheet

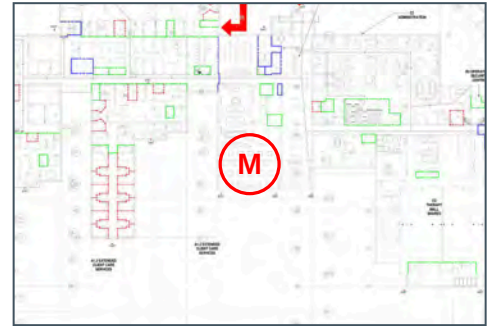
A00-02

Location

C1-112

Description

Air diffuser placement causing drafts at tables.



#540 Mechanical

Status

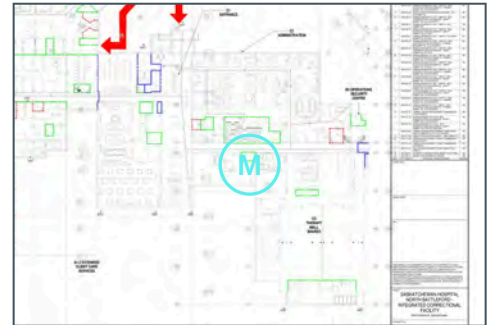
Open

Sheet

A00-02

Description

High copper content in domestic water causing discolouration and wear on floor drain.



Photos



IMG_20200219_091624.jpg

James Holtom

Feb 20, 2020 11:48 PM

#541 Mechanical

Status

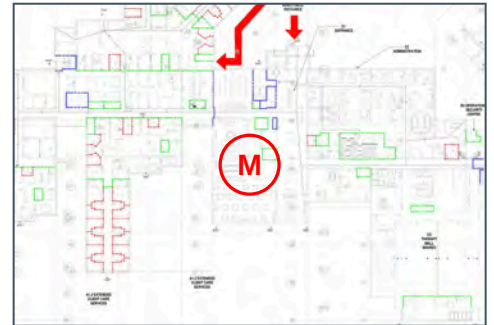
Open

Description

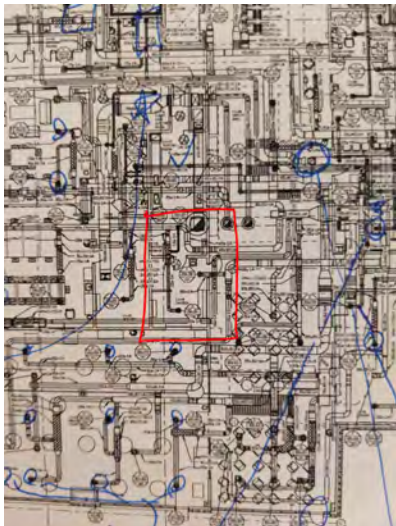
No range hood. Not indicated on mechanical drawings.

Sheet

A00-02



Photos



20200220_235259_photo

James Holtom

Feb 20, 2020 11:52 PM



IMG_20200219_080905.jpg

James Holtom

Feb 20, 2020 11:52 PM

#543 Mechanical

Status

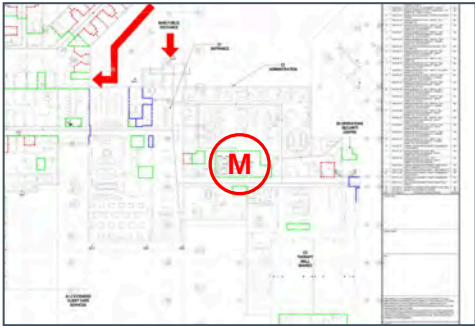
Open

Description

Elevated air noise levels

Sheet

A00-02

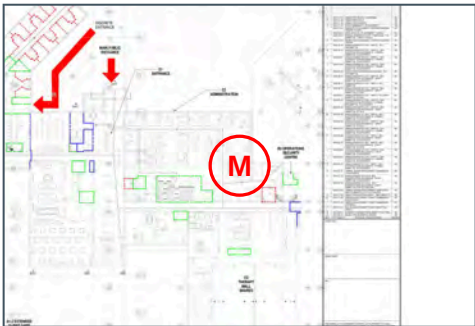


#544 Mechanical

Status
Open

Sheet
A00-02

Description
Elevated air noise levels



#545 Mechanical

Status

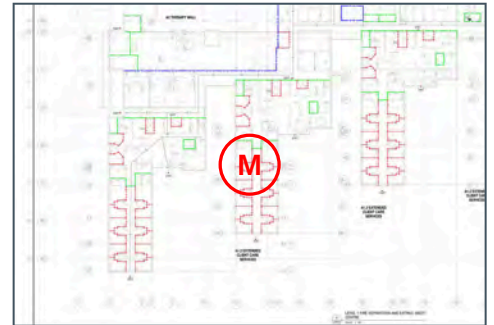
Open

Sheet

A00-02

Description

Vacuum water closet valve takes extended time to close. WC visibly scuffed / damaged.



Photos



IMG_20200219_124733.jpg

James Holtom

Feb 21, 2020 12:03 AM

#548 Mechanical

Status

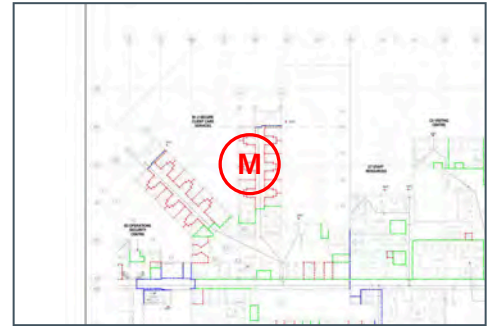
Open

Sheet

A00-03

Description

Lavatory water temperature was hot. Check thermostatic mixing valve setpoint.



#553 Mechanical

Status

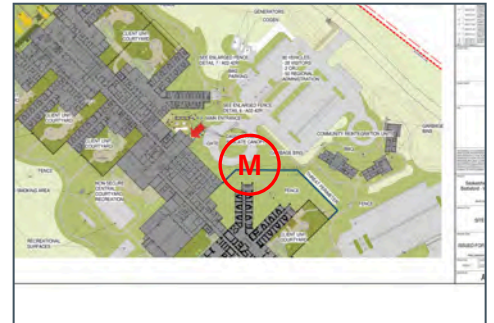
Open

Sheet

A01-02

Description

Main entrance. Grease interceptor vents near main entrance cause sewer gas smell.



Photos



20200221_113008_photo

James Holtom

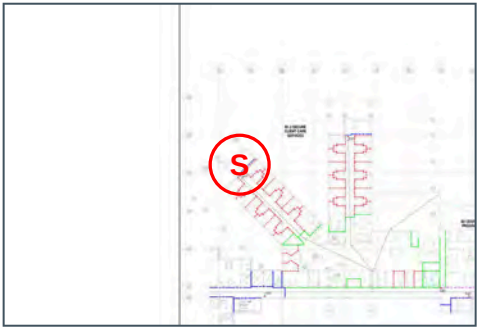
Feb 21, 2020 11:30 AM

#11 Structural

Status
Open

Sheet
A00-05


Description
Stairwell. Many cracks. Poor workmanship. Concern on rough finish and ability clean. Raw concrete.



Photos



20200218_100135_photo
James Holtom
Feb 18, 2020 10:01 AM



20200218_100117_photo
James Holtom
Feb 18, 2020 10:01 AM

#527 Building Envelope


Status

Open

Description

Missing exterior sealant at horizontal masonry joints

Photos



DSC03044

James Holtom

Feb 19, 2020 5:32 PM

#558 Building Envelope


Status

Open


Description

Missing, and/or poorly installed exterior sealant at balcony/ exterior wall junctions

Photos



20200218_102307
James Holtom
Feb 18, 2020 11:23 AM



20200218_102101
James Holtom
Feb 18, 2020 11:21 AM

#563 Building Envelope

Status

Open

Description

Frost on metal soffits and fascia


Photos



Frost2

James Holtom


Feb 20, 2020 10:55 AM



IR_7399

James Holtom

Jan 1, 2000 4:04 AM



IR_7318

James Holtom


Jan 1, 2000 2:54 AM



DC_7319

James Holtom

Jan 1, 2000 2:54 AM



IR_7353

James Holtom


Jan 1, 2000 1:46 AM




DC_7354

James Holtom

Jan 1, 2000 1:46 AM



IR_7336
James Holtom
Jan 1, 2000 1:18 AM



DC_7337
James Holtom
Jan 1, 2000 1:18 AM

#567 Building Envelope


Status

Open

Description

Exterior wall duct penetrations are not properly flashed or sealed

Photos



Issue 567 (3)
James Holtom
Feb 20, 2020 3:07 PM



Issue 567 (2)
James Holtom
Feb 20, 2020 3:06 PM




Issue 567
James Holtom
Feb 20, 2020 10:16 AM

#568 Building Envelope


Status
Open

Description
Missing sealant at vertical
cladding joints between
dissimilar claddings at all
locations on all buildings

Photos



Issue 568 (2)
James Holtom
Feb 20, 2020 2:56 PM



Issue 568
James Holtom
Feb 18, 2020 6:02 PM

#571 Building Envelope

Status

Open

Description

Missing and loose weep vents in brick cladding

Photos



missing weep vent

James Holtom

Feb 18, 2020 6:45 PM



loose weep vent

James Holtom

Feb 18, 2020 11:20 AM

#626 Building Envelope

Status

Open

Description

Loose fasteners at base of metal cladding, which could be used as a weapon

Photos



DSC02920

James Holtom

Feb 18, 2020 6:44 PM