



## Saskatchewan Recreational Water

### Sampling Results to July 27, 2020



Water is suitable for swimming



Caution. Water quality issues observed



Water is not suitable for swimming



Data not yet available/Sampling complete for season

#### Legend:



Recreational water is considered to be microbiologically **safe** for swimming when single sample result contains less than 400 *E.coli* organisms in 100 milliliters (mLs) of water, when the average (geometric mean) of five samples is under 200 *E.coli*/100 mLs, and/or when significant risk of illness is absent.



**Caution.** A potential blue-green algal bloom was observed in the immediate area. Swimming is not recommended; contact with beach and access to facilities is not restricted. Resampling of the recreational water is required.










**Swimming Advisory issued.** A single sample result containing  $\geq 400$  *E.coli*/100 mLs, an average (geometric mean) of five samples is  $>200$  *E.coli*/100 mLs, an exceedance of the guideline value for cyanobacteria or their toxins  $>20$   $\mu\text{g/L}$  and/or a cyanobacteria bloom has been reported.









#### Note:










Sampling is typically conducted from June – August. Not all public swimming areas in Saskatchewan are monitored every year. Historical data and an annual environmental health assessment may indicate that only occasional sampling is necessary. If the quality of the area is deteriorating, then monitoring of the area will occur. This approach allows health officials to concentrate their resources on beaches of questionable quality. Every recreational area is sampled at least once every five years.











Factors affecting the microbiological quality of a water body at any given time include type and periodicity of contamination events, time of day, recent weather conditions, number of users of the water body and, physical characteristics of the area. Selection of sampling stations and time






of sampling is affected by length of bathing area, presence and periodicity of point and non-point sources of faecal contamination, influences of local weather, physical characteristics of the bathing area, and presence of bathers.

Recreational Area	Location	Date	Sample Results	
Bird's Point Beach	Round Lake		Data not yet available	
B-Say Tah Beach	Echo Lake	28-Jun-2020 22-Jul-2020	<i>E. coli</i> = 1.22/100mL; Microcystin <0.1 µg/L <i>E. coli</i> = 10.58/100mL; Microcystin <0.1 µg/L	
Buffalo Pound Provincial Park Beach	Buffalo Pound Lake	15-Jul-2020	<i>E. coli</i> = 2.19/100mL; Microcystin <0.1 µg/L	
Cabri Regional Park Beach	Lake Diefenbaker	27-Jul-2020	<i>E. coli</i> = 7.24/100mL; Microcystin <0.1 µg/L	
Camp Lutherland Beach	Pasqua Lake		Data not yet available	
Clearwater Lake Regional Park Beach	Clearwater Lake		Data not yet available	
Danielson Visitor's Center Beach	Lake Diefenbaker	7-Jul-2020	<i>E. coli</i> = 60.51/100mL; Microcystin 5 µg/L	

Recreational Area	Location	Date	Sample Results	
Echo Bible Camp Beach	Echo Lake		Data not yet available	
Echo Provincial Park Beach	Echo Lake	29-Jun-2020 9-Jul-2020 16-Jul-2020 23-Jul-2020	<i>E. coli</i> = 5.52/100mL; Microcystin <0.1 µg/L <i>E. coli</i> = 6.22/100mL; Microcystin <0.1 µg/L <i>E. coli</i> = 26.12/100mL; Microcystin <0.1 µg/L <i>E. coli</i> = 13.55/100mL; Microcystin <0.1 µg/L	
Etter's Beach	Last Mountain Lake	21-Jul-2020	<i>E. coli</i> = 28.35 /100mL; Microcystin <0.1 µg/L	
Fort Campground Beach	Echo Lake	25-Jun-2020 26-Jun-2020	<i>E. coli</i> = 36.52 /100mL; Microcystin <0.1 µg/L <i>E. coli</i> 7.72 /100mL; Microcystin <0.1 µg/L	
Glen Harbour Beach	Last Mountain Lake		Data not yet available	
Island View Main Beach Area	Last Mountain Lake		Data not yet available	
Katepwa Beach	Katepwa Lake	29-Jun-2020 9-Jul-2020 16-Jul-2020 23-Jul-2020	<i>E. coli</i> = 0.55/100mL; Microcystin <0.1 µg/L <i>E. coli</i> = 1.17/100mL; Microcystin <0.1 µg/L <i>E. coli</i> = 6.02/100mL; Microcystin <0.1 µg/L <i>E. coli</i> = 4.14/100mL; Microcystin <0.1 µg/L	
Kivimaa-Moonlight Bay Public Beach	Turtle Lake	20-Jul-2020	<i>E. coli</i> = 0.25/100mL; Microcystin <0.1 µg/L	

Lady Beach	Lady Lake	06-Jul-2020	<i>E. coli</i> = 0.89/100mL; Microcystin <0.1 µg/L	
Recreational Area	Location	Date	Sample Results	
Last Mountain Lake Regional Park Main Beach Area	Last Mountain Lake		Data not yet available	
Lumsden Beach	Last Mountain Lake	24-Jun-2019 15-Jul-2020	<i>E. coli</i> = 2.15/100mL; Microcystin <0.1 µg/L <i>E. coli</i> = 51.06/100mL; Microcystin <0.1 µg/L	
Marean Lake Beach	Marean Lake	09-Jul-2020	<i>E. coli</i> = 0.32/100mL; Microcystin <0.1 µg/L	
Meeting Lake Regional Park Beach	Meeting Lake		Data not yet available	
Ministik Beach	Madge lake		Data not yet available	
Missinipi Beach	Churchill River		Data not yet available	
Mohr's Beach	Last Mountain Lake		Data not yet available	
Moose Creek Regional Park Beach	Alameda Dam	06-Jul-2020	<i>E. coli</i> = 11.65/100mL; Microcystin <0.1 µg/L	

Moosomin Regional Park Beach	Moosomin Lake		Data not yet available	
Nickle Lake Regional Park Beach	Nickle Lake		Data not yet available	
Recreational Area	Location	Date	Sample Results	
Oyama Regional Park Beach			Data not yet available	
Pelican Pointe Beach	Last Mountain Lake		Data not yet available	
Poplar Beach Resort Beach	Wakaw Lake		Data not yet available	
Pruden's Point Beach	Tobin Lake	07-Jul-2020	<i>E. coli</i> = 0.52/100mL; Microcystin <0.1 µg/L	
Regina Beach	Last Mountain Lake		Data not yet available	
Rowan's Ravine Provincial Park Main Beach Area	Last Mountain Lake		Data not yet available	
Sandy Beach Lake Regional Park Public Beach	Sandy Beach Lake		Data not yet available	
Sask Landing Provincial Park Beach (Cottonwood)	Lake Diefenbaker		Data not yet available	

Saskatchewan Beach	Last Mountain Lake		Data not yet available	
Sorensen Beach	Last Mountain Lake	28-Jun-2020 27-Jul-2020	<i>E. coli</i> = 4.22/100mL; Microcystin <0.1 µg/L <i>E. coli</i> = 10.48/100mL; Microcystin <0.1 µg/L	
Recreational Area	Location	Date	Sample Results	
Struthers Lake Regional Park Beach	Struthers Lake		Data not yet available	
Sun Dale Beach	Last Mountain Lake	23-Jun-2020 27-Jul-2020	<i>E. coli</i> = 51.11/100mL; Microcystin <0.1 µg/L <i>E. coli</i> = 140.29/100mL; Microcystin <0.1 µg/L * <b><i>E. coli</i> exceedance.</b> Advisory notice posted. Resampling scheduled for 30-Jul-2020	
Sunset Beach Beach	Crooked lake		Data not yet available	
War Veteran's Park Beach	Lac Ile a la Crosse		Data not yet available	