

# Saskatchewan Post-Secondary Education Indicators

## Enrolments

2018-19





---

## Saskatchewan Post-secondary Education Indicators: Enrolments

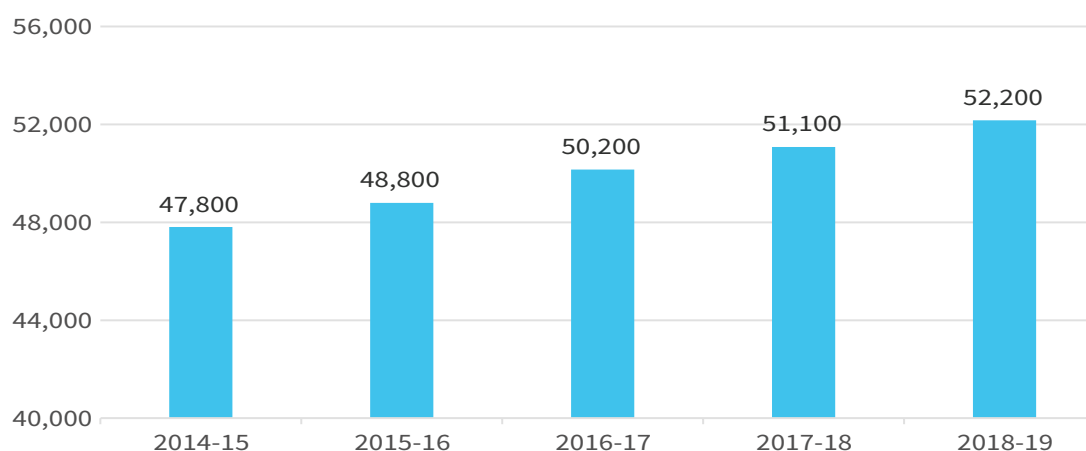
Saskatchewan's post-secondary institutions and the Ministry of Advanced Education are working together to develop and implement the Post-secondary Education Indicators Project to collect, analyze and report sector-wide post-secondary data. This is the fourth release of data from the project and this release focuses on the numbers and demographic details of students enrolled in post-secondary education in the province.

The project is nearing completion of a pilot phase that began with the province's three largest institutions – Saskatchewan Polytechnic, the University of Regina, and the University of Saskatchewan and has since been expanded to include the Saskatchewan Indian Institute of Technologies (SIIT). With the inclusion of SIIT, the data in this report covers all students enrolled in credentialed programming (i.e. Degree, Diploma or Certificate programs) through the province's public post-secondary institutions over the past five years. While the majority of students take their classes on the main campuses of those four institutions, this data also includes students taking university, Saskatchewan Polytechnic or SIIT programming offered at Saskatchewan's federated and regional colleges, and at Dumont Technical Institute.

### Total Enrolments

In the 2018-19 academic year, there were nearly 52,200 students enrolled in credentialed post-secondary programs through Saskatchewan's public institutions, a 2% increase over the previous year. The total number of post-secondary students has been growing steadily over the past five years, with the annual headcount<sup>1</sup> increasing by 9% between 2014-15 and 2018-19.

**Figure 1: Total annual enrolments, 2014-15 to 2018-19**

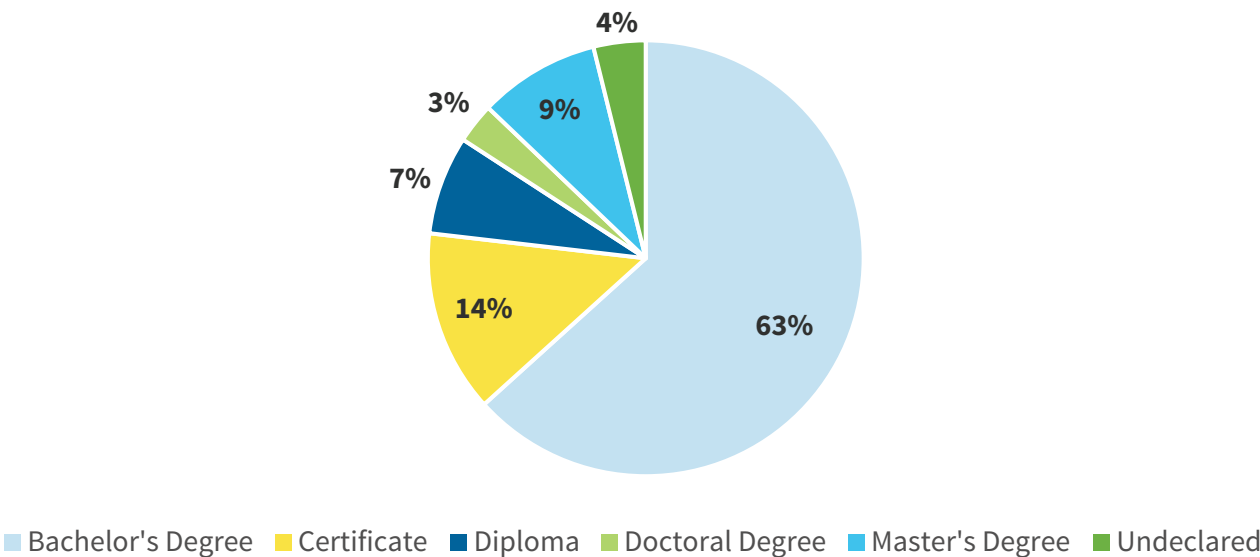


---

<sup>1</sup> The annual headcount is the number of distinct students enrolled in an academic year in instructional activity that counts as credit towards an approved credential. Earlier reports of the Indicators Project focused primarily on fall headcount, which offers only a snapshot of enrolment during the fall term rather than accounting for all students served by the sector. This and future reports will employ annual headcount as the primary enrolment indicator as it offers a more complete picture of educational activity in the sector.

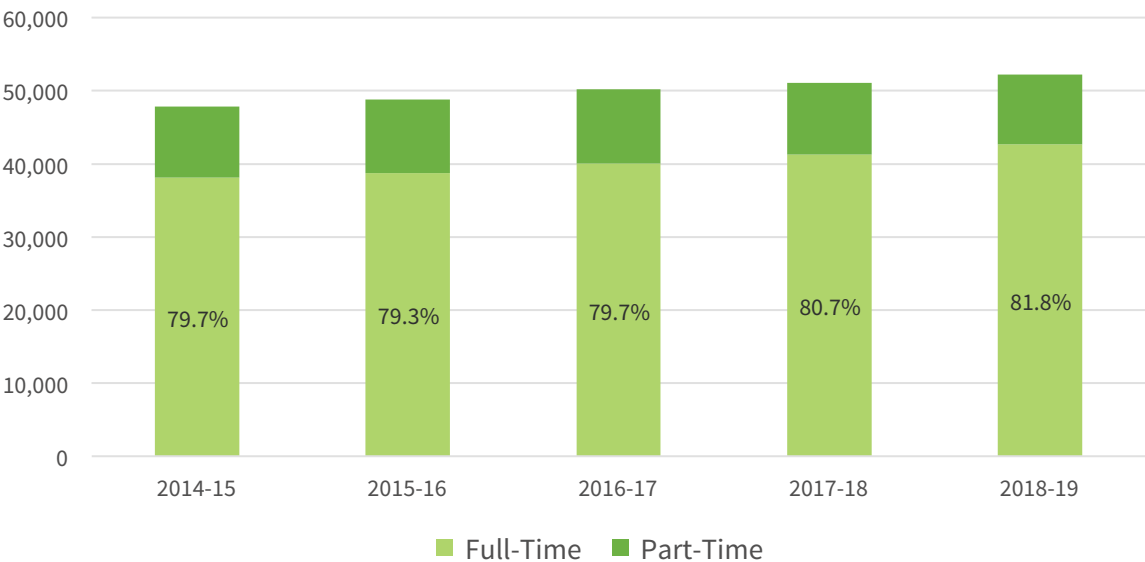
The majority of these students are enrolled in Bachelor's degree programs (nearly two-thirds), followed by Certificate programs, Master's degrees, and Diploma programs. While the overall numbers have grown, this breakdown has remained unchanged over the past five years.

**Figure 2: Enrolments by credential type, 2018-19**



In 2018-19 over 80% of Saskatchewan students were enrolled as full-time students, a percentage which has modestly increased over the past five years.

**Figure 3: Enrolments by registration type, 2014-15 to 2018-19**

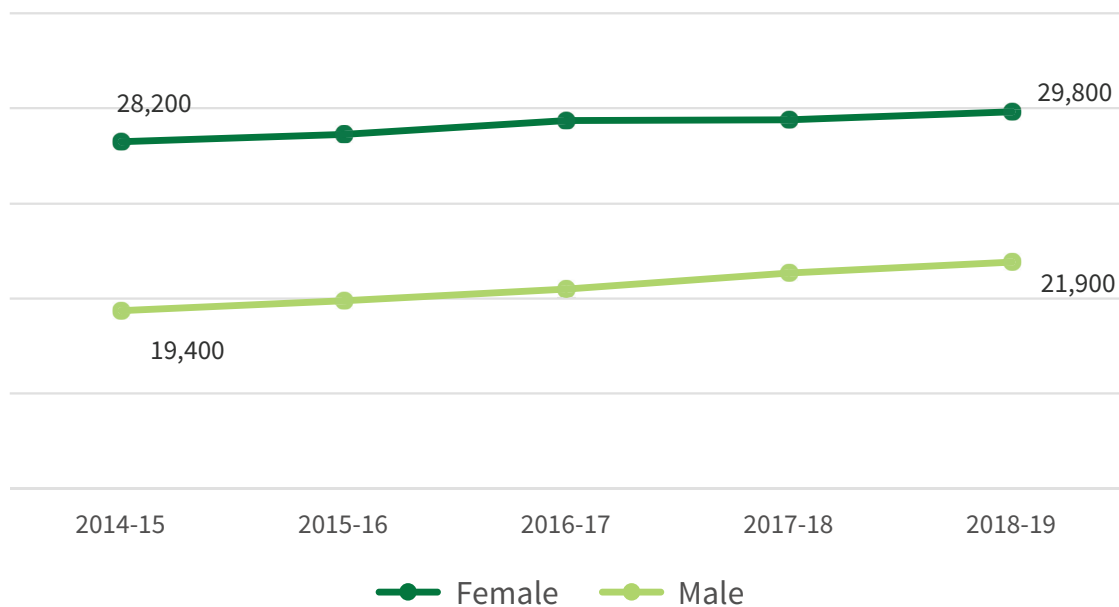


---

## Gender

There are significantly more females than males enrolled in post-secondary education in Saskatchewan. However, over the past five years, the number of male students in the sector has increased more rapidly (13% growth) than has the number of female students (6% growth).

**Figure 4: Annual enrolments by gender, 2014-15 to 2018-19**



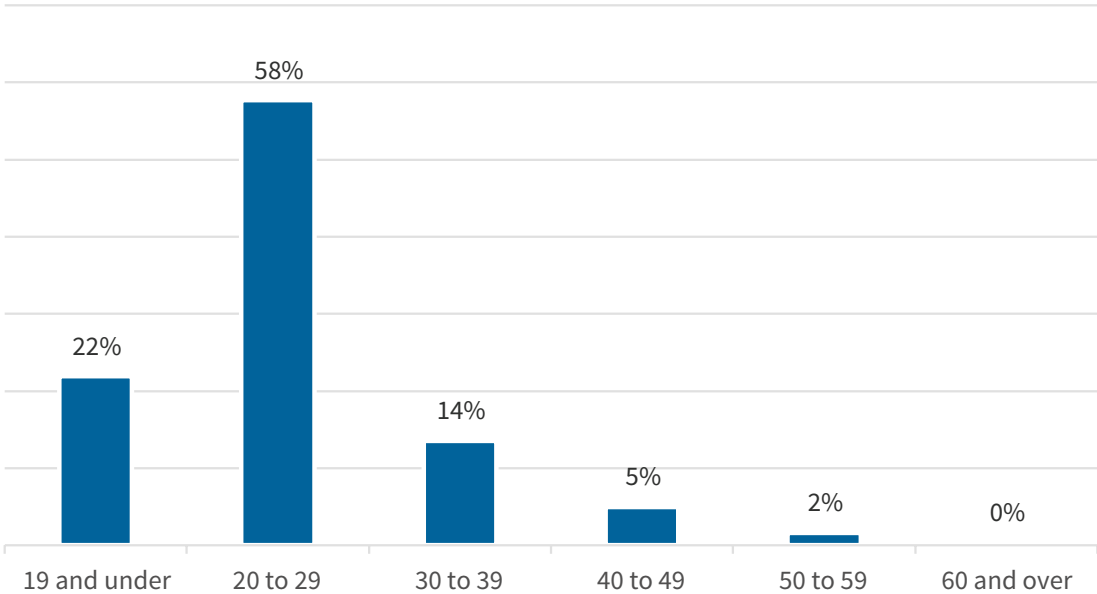
Although the numbers are relatively small (less than 450 students in 2018-19), the number of students who did not self-identify as either male or female has increased significantly over this same five-year period, by 95% since 2014-15.

---

# Age

In 2018-19, the majority of Saskatchewan post-secondary students were in their 20s, followed by those under 20 and those in their 30s. No major shifts in this composition by age group have taken place in Saskatchewan’s post-secondary student body over the past five years.

**Figure 5: Annual enrolment by age group, 2018-19**

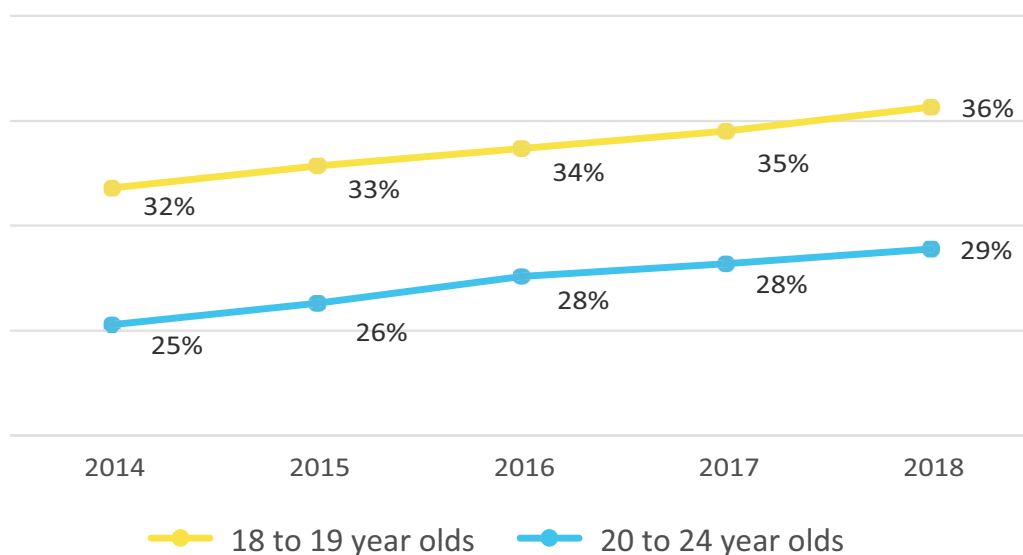


Participation in post-secondary education is on the rise, especially among Saskatchewan’s youngest adults. Over the past five years, enrolment in credentialed post-secondary education among 18 to 19 year-olds increased from 32% of the population<sup>2</sup> in 2014 to 36% in 2018. Participation among 20 to 24 year-olds similarly increased by four percentage points, from 25% of the population to 29%.

---

<sup>2</sup> Population data is from Statistics Canada Table 17-10-0005-01 “Population estimates on July 1st, by age and sex.”

**Figure 6: Percentage of Saskatchewan residents enrolled in post-secondary education**

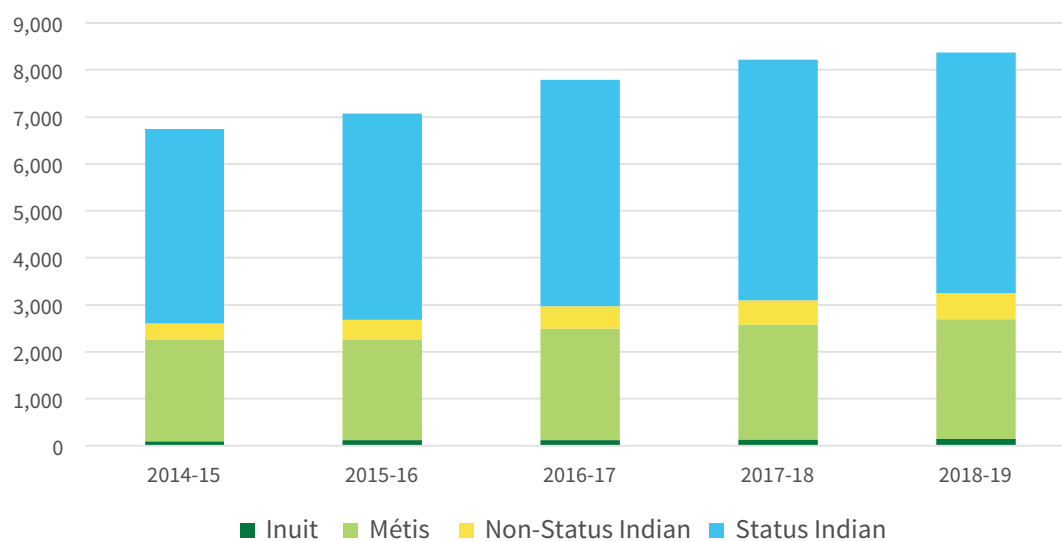


## Indigenous Students

In 2018-19, there were nearly 8,400 students enrolled in credentialed programs at Saskatchewan's public post-secondary institutions who self-declared as First Nations, Métis or Inuit, representing 16% of the Saskatchewan student body. Between 2014-15 and 2018-19, Saskatchewan has experienced a 24% increase in the number of First Nations, Métis and Inuit students enrolled at our post-secondary institutions.

In 2018-19, well over half (61%) of Indigenous students were Status Indian, nearly one-third were Métis (30%), and the remaining students were either Inuit (2%) or Non-Status Indian (7%).

**Figure 7: Indigenous student enrolments, 2014-15 to 2018-19**

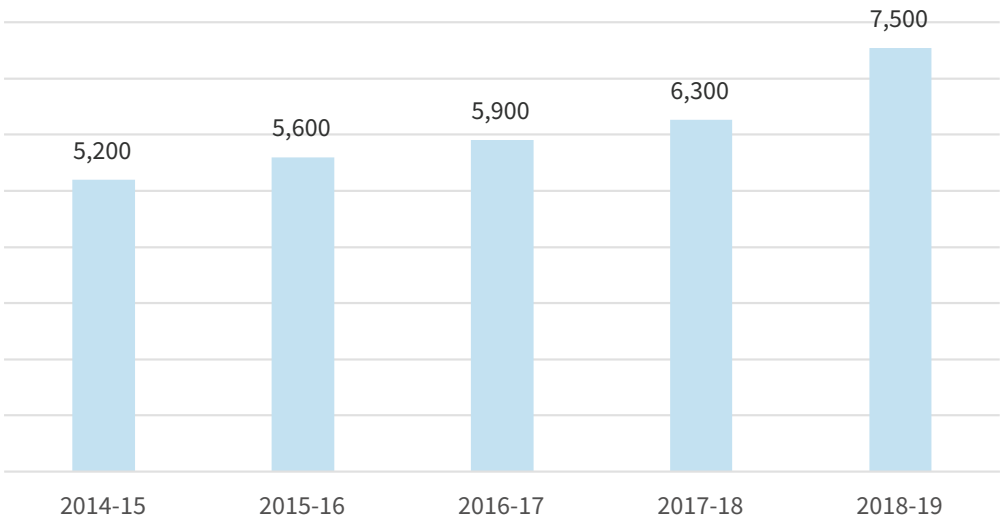


---

# International Students

Between 2017-18 and 2018-19, the number of international students at Saskatchewan’s institutions grew by an unprecedented 1,300 students, a 19% annual increase. While exceptionally high annual growth, enrolments of international students in Saskatchewan have grown significantly over the past five years, by 2,300 students or 45% since the 2014-15 academic year.

**Figure 8: International student enrolments, 2014-15 to 2018-19**



The next Indicators Project report will focus on credentials awarded (Degrees, Diplomas, Certificates) and will be released in Spring 2020.



---

## Saskatchewan Post-Secondary Education Indicators Project – Annual Enrolment Data

	2014/15	2015/16	2016/17	2017/18	2018/19
Total Annual Headcount	47,800	48,800	50,200	51,100	52,200
Female	28,200	28,600	29,400	29,400	29,800
Male	19,400	19,900	20,500	21,300	21,900
Indigenous	6,800	7,100	7,800	8,200	8,400
Status Indian	4,100	4,400	4,800	5,100	5,100
Metis	2,200	2,100	2,400	2,500	2,500
International	5,200	5,600	5,900	6,300	7,500
Bachelor's	30,300	30,600	31,500	32,200	33,000
Certificate	6,900	7,500	7,500	7,500	7,100
Diploma	3,300	3,300	3,500	3,600	3,800
Doctoral	1,400	1,400	1,500	1,500	1,500
Master's	4,200	4,400	4,500	4,600	4,700
Full-time	38,000	38,800	40,000	41,200	42,700
Part-time	9,700	10,100	10,200	9,900	9,500

# Saskatchewan Post-Secondary Education Indicators

## Enrolments

**2018-19**

Follow us!

 [facebook.com/SaskatchewanStudents](https://facebook.com/SaskatchewanStudents)

 [@SkStudents](https://twitter.com/SkStudents)

 [@SkStudents](https://www.instagram.com/SkStudents)

[saskatchewan.ca](https://saskatchewan.ca)