



Saskatchewan Recreational Water

Sampling Results to July 15, 2019



Water is suitable for swimming



Caution. Water quality issues observed



Water is not suitable for swimming



Data not yet available/Sampling complete for season

Legend:



Recreational water is considered to be microbiologically **safe** for swimming when single sample result contains less than 400 *E.coli* organisms in 100 milliliters (mLs) of water, when the average (geometric mean) of five samples is under 200 *E.coli*/100 mLs, and/or when significant risk of illness is absent.



Caution. A potential blue-green algal bloom was observed in the immediate area. Swimming is not recommended; contact with beach and access to facilities is not restricted. Resampling of the recreational water is required.











Swimming Advisory issued. A single sample result containing ≥ 400 *E.coli*/100 mLs, an average (geometric mean) of five samples is >200 *E.coli*/100 mLs, an exceedance of the guideline value for cyanobacteria or their toxins >20 $\mu\text{g/L}$ and/or a cyanobacteria bloom has been reported.










Note:










Sampling is typically conducted from June – August. Not all public swimming areas in Saskatchewan are monitored every year. Historical data and an annual environmental health assessment may indicate that only occasional sampling is necessary. If the quality of the area is deteriorating, then monitoring of the area will occur. This approach allows health officials to concentrate their resources on beaches of questionable quality. Every recreational area is sampled at least once every five years.




Factors affecting the microbiological quality of a water body at any given time include type and periodicity of contamination events, time of day, recent weather conditions, number of users of the water body and, physical characteristics of the area. Selection of sampling stations and time











of sampling is affected by length of bathing area, presence and periodicity of point and non-point sources of faecal contamination, influences of local weather, physical characteristics of the bathing area, and presence of bathers.










Recreational Area	Location	Date	Sample Results	
Annie Laurie Beach	Annie Laurie Lake	09-Jul-2019	<i>E. coli</i> = 52.66/100mL; Microcystin <0.1 µg/L	
Aspen Grove Beach	Blackstrap Lake		Data not yet available	
Battlefords Provincial Park Public Beach	Jackfish Lake	09-Jul-2019	<i>E. coli</i> = 11.39/100mL; Microcystin <0.1 µg/L	
Bird's Point Beach	Round Lake	17-Jun-2019	<i>E. coli</i> = 2.73/100mL; Microcystin <0.1 µg/L	
B-Say Tah Beach	Echo Lake	27-Jun-2019	<i>E. coli</i> = 0.15/100mL; Microcystin <0.1 µg/L	
Buffalo Pound Provincial Park Beach	Buffalo Pound Lake	24-Jun-2019	<i>E. coli</i> = 8.79/100mL; Microcystin <0.1 µg/L	
Cabri Regional Park Beach	Lake Diefenbaker		Data not yet available	
Camp Elim Beach	Lac Pelletier Lake	11-Jul-2019	<i>E. coli</i> = 2.47/100mL; Microcystin <0.1 µg/L	











Recreational Area	Location	Date	Sample Results	
Camp Lemieux Beach	Lac Pelletier Lake	11-Jul-2019	<i>E. coli</i> = 1.86/100mL; Microcystin <0.1 µg/L	
Camp Whitesand Beach	Whitesand Lake		Data not yet available	
Clearwater Lake Regional Park Beach	Clearwater Lake		Data not yet available	
Cypress Hills Interprovincial Park West Beach	Loch Leven Lake		Data not yet available	
Danielson Visitor's Center Beach	Lake Diefenbaker	25-Jun-2019 03-Jul-2019 09-Jul-2019*	<i>E. coli</i> = 2.06/100mL; Microcystin <0.1 µg/L <i>E. coli</i> = 5.10/100mL; Microcystin <0.1 µg/L <i>E. coli</i> = 115.98/100mL; Microcystin <0.1 µg/L *Atypical result collected – resampling to confirm	
Darlings Beach	Lac Pelletier Lake		Data not yet available	
Denare Beach Main Beach Area	Amisk Lake		Data not yet available	
Echo Bible Camp Beach	Echo Lake		Data not yet available	
Echo Provincial Park Beach	Echo Lake	27-Jun-2019 04-Jul-2019 11-Jul-2019	<i>E. coli</i> = 22.53/100mL; Microcystin <0.1 µg/L <i>E. coli</i> = 10.46/100mL; Microcystin <0.1 µg/L <i>E. coli</i> = 0.82/100mL; Microcystin <0.1 µg/L	

Recreational Area	Location	Date	Sample Results	
Etter's Beach	Last Mountain Lake		Data not yet available	
Greenwater Beach	Greenwater Lake	03-Jul-2019	<i>E. coli</i> = 2.57/100mL; Microcystin <0.1 µg/L	
Jumbo Beach	Jumbo Lake		Data not yet available	
Katepwa Beach	Katepwa Lake	27-Jun-2019 04-Jul-2019 11-Jul-2019	<i>E. coli</i> = 0.32/100mL; Microcystin <0.1 µg/L <i>E. coli</i> = 0.97/100mL; Microcystin <0.1 µg/L <i>E. coli</i> = 13.37/100mL; Microcystin <0.1 µg/L	
Kevin Misfeldt Beach Area Beach	Blackstrap Lake		Data not yet available	
Kimball Lake Campground Beach	Kimball Lake		Data not yet available	
Kipabiskau Beach	Kipabiskau Lake	04-Jul-2019	<i>E. coli</i> = 0.78/100mL; Microcystin <0.1 µg/L	
Lady Beach	Lady Lake	08-Jul-2019	<i>E. coli</i> = 10.82/100mL; Microcystin <0.1 µg/L	
Last Mountain Lake Regional Park Main Beach Area	Last Mountain Lake	26-Jun-2019	<i>E. coli</i> = 5.02/100mL; Microcystin <0.1 µg/L	

Recreational Area	Location	Date	Sample Results	
Little Bear Beach	Little Bear Lake		Data not yet available	
Lumsden Beach	Last Mountain Lake	24-Jun-2019	E. coli = 4.09/100mL; Microcystin <0.1 µg/L	
Marean Lake Beach	Marean Lake		Data not yet available	
Melville Beach	Crooked Lake		Data not yet available	
Memorial Lake Regional Park Beach	Memorial Lake		Data not yet available	
Meota Regional Park Public Beach	Jackfish Lake	09-Jul-2019	<i>E. coli</i> = 5.02/100mL; Microcystin <0.1 µg/L	
Michele Pt. Campground Beach	Dore Lake		Data not yet available	
Ministik Beach	Madge lake		Data not yet available	
Ministikwan Lake Campground/Picnic Beach	Ministikwan Lake		Data not yet available	
Moose Creek Regional Park Beach	Alameda Dam		Data not yet available	

Recreational Area	Location	Date	Sample Results	
Moosomin Regional Park Beach	Moosomin Lake	26-Jun-2019	<i>E. coli</i> = 7.86/100mL; Microcystin <0.1 µg/L	
Napatak Beach (Subdivision B)	Lac La Ronge		Data not yet available	
Nickle Lake Regional Park Beach	Nickle Lake		Data not yet available	
Pelican Pointe Beach	Last Mountain Lake		Data not yet available	
Pike Lake Main Beach	Pike Lake	24-Jun-2019	<i>E. coli</i> = 0.32/100mL; Microcystin = 2.5 µg/L	
Pinehouse Lake Beach	Pinehouse Lake		Data not yet available	
Poplar Beach Resort Beach	Wakaw Lake		<i>E. coli</i> = 5.08/100mL; Microcystin <0.1 µg/L	
Prairie Lake Regional Park Beach	Lake Diefenbaker		Data not yet available	
Regina Beach	Last Mountain Lake	28-Jun-2019	<i>E. coli</i> = 25.09/100mL; Microcystin <0.1 µg/L	
Resort Village of Aquadeo Public Beach	Jackfish Lake	09-Jul-2019	<i>E. coli</i> = 1.17/100mL; Microcystin <0.1 µg/L	

Recreational Area	Location	Date	Sample Results	
Resort Village of Cochin Public Beach	Jackfish Lake	09-Jul-2019	<i>E. coli</i> = 18.65/100mL; Microcystin <0.1 µg/L	
Rowan's Ravine Provincial Park Main Beach Area	Last Mountain Lake		Data not yet available	
Ruby Lake Beach	Ruby Lake	11-Jul-2019	<i>E. coli</i> = 0.43/100mL; Microcystin <0.1 µg/L	
Sandy Bay Campground Beach	Candle Lake		Data not yet available	
Sandy Beach Campground Beach	Pierce Lake		Data not yet available	
Sask Landing Provincial Park Beach (Bearpaw)	Lake Diefenbaker		Data not yet available	
Sask Landing Provincial Park Beach (Cottonwood)	Lake Diefenbaker		Data not yet available	
Saskin Beach	Fishing Lake		Data not yet available	
Silver Lake Regional Park Public Beach	Silver Lake		Data not yet available	
Smits Beach	Codette Lake		Data not yet available	

Recreational Area	Location	Date	Sample Results	
Sorensen Beach	Last Mountain Lake	24-Jun-2019	<i>E. coli</i> = 10.62/100mL; Microcystin <0.1 µg/L	
Sturgeon Lake Regional Park Beach	Sturgeon Lake		Data not yet available	
Suffern Lake Beach	Suffern Lake	18-Jun-2019	<i>E. coli</i> = 6.28/100mL; Microcystin <0.1 µg/L	
Sun Dale Beach	Last Mountain Lake	25-Jun-2019	<i>E. coli</i> = 3.20/100mL; Microcystin <0.1 µg/L	
Sunset Beach Beach	Crooked lake		Data not yet available	
Thode Subdivision Beach Area	Blackstrap Lake		Data not yet available	
Turtle Lake South Bay Public Beach	Turtle Lake	09-Jul-2019	<i>E. coli</i> = 0.32/100mL; Microcystin <0.1 µg/L	
Village of Kenosee Lake Beach	Kenosee Lake		Data not yet available	
War Veteran's Park Beach	Lac Ile a la Crosse		Data not yet available	
Washington Beach	Methy Lake		Data not yet available	

Recreational Area	Location	Date	Sample Results
Welwyn Centennial Regional Park Beach	Qu'Appelle River		Data not yet available 