



Reporting Currency: CAD

Adjustment Factor: 0%

Region Name: Phase 2 - Five Hills Health Region

Campus Name: Assiniboia Union Hospital

Asset	Number	Age	Use	Size	Replacement Value	Cost/Unit	FCI Cost	FCI	RI Cost	RI	Asset Primary Photo
<b>Asset Type: Building</b>											
Assiniboia Extended Care Addition	AUH-02	9	Long Term Care	1,111	4,139,453	3,726	267,288	0.06	267,288	0.06	
Assiniboia Hospital	AUH	58	Medical - Hospital	2,222	11,494,906	5,173	4,242,058	0.37	4,346,254	0.38	
<b>Subtotal for Building</b>				<b>3,333</b>	<b>15,634,359</b>	<b>4,691</b>	<b>4,509,345</b>	<b>0.29</b>	<b>4,613,541</b>	<b>0.30</b>	
<b>Campus Name: Assiniboia Union Hospital</b>					<b>15,634,359</b>		<b>4,509,345</b>	<b>0.29</b>	<b>4,613,541</b>	<b>0.30</b>	




*Asset List Report  
By Name*

Reporting Currency: CAD

Adjustment Factor: 0%

Region Name: Phase 2 - Five Hills Health Region

Campus Name: Central Butte Regency Hospital

Asset	Number	Age	Use	Size	Replacement Value	Cost/Unit	FCI Cost	FCI	RI Cost	RI	Asset Primary Photo
<b>Asset Type: Building</b>											
Central Butte Regency Hospital	CBRH	30	Medical - Hospital	2,118	7,482,251	3,533	2,732,850	0.37	2,911,288	0.39	
<b>Subtotal for Building</b>				<b>2,118</b>	<b>7,482,251</b>	<b>3,533</b>	<b>2,732,850</b>	<b>0.37</b>	<b>2,911,288</b>	<b>0.39</b>	
<b>Campus Name: Central Butte Regency Hospital</b>					<b>7,482,251</b>		<b>2,732,850</b>	<b>0.37</b>	<b>2,911,288</b>	<b>0.39</b>	




*Asset List Report  
By Name*

Reporting Currency: CAD

Adjustment Factor: 0%

Region Name: Phase 2 - Five Hills Health Region

Campus Name: Craik & District Health Centre

Asset	Number	Age	Use	Size	Replacement Value	Cost/Unit	FCI Cost	FCI	RI Cost	RI	Asset Primary Photo
<b>Asset Type: Building</b>											
Craik & District Health Centre	CDHC	23	Long Term - Special Care	1,807	7,661,517	4,240	868,245	0.11	1,022,715	0.13	
<b>Subtotal for Building</b>				<b>1,807</b>	<b>7,661,517</b>	<b>4,240</b>	<b>868,245</b>	<b>0.11</b>	<b>1,022,715</b>	<b>0.13</b>	
<b>Campus Name: Craik &amp; District Health Centre</b>							<b>868,245</b>	<b>0.11</b>	<b>1,022,715</b>	<b>0.13</b>	




*Asset List Report  
By Name*

Reporting Currency: CAD

Adjustment Factor: 0%

Region Name: Phase 2 - Five Hills Health Region

Campus Name: Extencicare

Asset	Number	Age	Use	Size	Replacement Value	Cost/ Unit	FCI Cost	FCI	RI Cost	RI	Asset Primary Photo
<b>Asset Type: Building</b>											
Extencicare	EC	50	Long Term Care	3,216	9,586,942	2,981	3,612,689	0.38	3,753,044	0.39	
<b>Subtotal for Building</b>				<b>3,216</b>	<b>9,586,942</b>	<b>2,981</b>	<b>3,612,689</b>	<b>0.38</b>	<b>3,753,044</b>	<b>0.39</b>	
<b>Campus Name: Extencicare</b>							<b>3,612,689</b>	<b>0.38</b>	<b>3,753,044</b>	<b>0.39</b>	




*Asset List Report  
By Name*

Reporting Currency: CAD

Adjustment Factor: 0%

Region Name: Phase 2 - Five Hills Health Region

Campus Name: Grasslands Health Centre


Asset	Number	Age	Use	Size	Replacement Value	Cost/Unit	FCI Cost	FCI	RI Cost	RI	Asset Primary Photo
<b>Asset Type: Building</b>											
Grasslands Health Centre	GHC	23	Long Term Care	1,829	7,856,059	4,295	1,415,730	0.18	1,494,544	0.19	
<b>Subtotal for Building</b>				<b>1,829</b>	<b>7,856,059</b>	<b>4,295</b>	<b>1,415,730</b>	<b>0.18</b>	<b>1,494,544</b>	<b>0.19</b>	
<b>Campus Name: Grasslands Health Centre</b>					<b>7,856,059</b>		<b>1,415,730</b>	<b>0.18</b>	<b>1,494,544</b>	<b>0.19</b>	

Reporting Currency: CAD

Adjustment Factor: 0%

Region Name: Phase 2 - Five Hills Health Region

Campus Name: Lafleche & District Health Centre





Asset	Number	Age	Use	Size	Replacement Value	Cost/Unit	FCI Cost	FCI	RI Cost	RI	Asset Primary Photo
<b>Asset Type: Building</b>											
Lafleche & District Health Centre	LDHC	24	Long Term Care	1,705	7,233,194	4,242	1,307,844	0.18	1,423,016	0.20	
<b>Subtotal for Building</b>				<b>1,705</b>	<b>7,233,194</b>	<b>4,242</b>	<b>1,307,844</b>	<b>0.18</b>	<b>1,423,016</b>	<b>0.20</b>	
<b>Campus Name: Lafleche &amp; District Health Centre</b>					<b>7,233,194</b>		<b>1,307,844</b>	<b>0.18</b>	<b>1,423,016</b>	<b>0.20</b>	

Reporting Currency: CAD

Adjustment Factor: 0%

Region Name: Phase 2 - Five Hills Health Region

Campus Name: Moose Jaw Union Hospital


Asset	Number	Age	Use	Size	Replacement Value	Cost/Unit	FCI Cost	FCI	RI Cost	RI	Asset Primary Photo
<b>Asset Type: Building</b>											
Moose Jaw Union Hospital - 1948 Wing	MJUH	66	Other - Admin Building	2,444	7,857,502	3,215	1,128,252	0.14	1,138,436	0.14	
Moose Jaw Union Hospital - 1954 Wing	MJUH	60	Medical - Hospital	9,336	46,446,040	4,975	28,519,259	0.61	28,688,854	0.62	
Moose Jaw Union Hospital - 1973 Wing	MJUH	41	Medical - Hospital	10,448	46,987,220	4,497	13,087,290	0.28	13,164,724	0.28	
Power Plant	MJUH	60	Site Utility	206	3,944,034	19,146	788,807	0.20	791,160	0.20	
<b>Subtotal for Building</b>				<b>22,434</b>	<b>105,234,797</b>	<b>4,691</b>	<b>43,523,608</b>	<b>0.41</b>	<b>43,783,174</b>	<b>0.42</b>	
<b>Campus Name: Moose Jaw Union Hospital</b>					<b>105,234,797</b>		<b>43,523,608</b>	<b>0.41</b>	<b>43,783,174</b>	<b>0.42</b>	

Reporting Currency: CAD

Adjustment Factor: 0%

Region Name: Phase 2 - Five Hills Health Region

Campus Name: Mossbank Health Centre

Asset	Number	Age	Use	Size	Replacement Value	Cost/Unit	FCI Cost	FCI	RI Cost	RI	Asset Primary Photo
<b>Asset Type: Building</b>											
Mossbank Health Centre	MHC	41	Medical - Clinic\Office	167	764,642	4,579	221,343	0.29	279,794	0.37	
<b>Subtotal for Building</b>				<b>167</b>	<b>764,642</b>	<b>4,579</b>	<b>221,343</b>	<b>0.29</b>	<b>279,794</b>	<b>0.37</b>	
<b>Campus Name: Mossbank Health Centre</b>							<b>221,343</b>	<b>0.29</b>	<b>279,794</b>	<b>0.37</b>	







Reporting Currency: CAD

Adjustment Factor: 0%

Region Name: Phase 2 - Five Hills Health Region

Campus Name: NEW - McNiven Manor






Asset	Number	Age	Use	Size	Replacement Value	Cost/Unit	FCI Cost	FCI	RI Cost	RI	Asset Primary Photo
<b>Asset Type: Building</b>											
Assisted Living Building A	XXXX	52	Medical - Hospital	302	1,467,199	4,858	796,354	0.54	796,354	0.54	
Assisted Living Building B	XXXX	52	Medical - Hospital	302	1,414,026	4,682	759,405	0.54	759,405	0.54	
McNiven Manor	XXXX	52	Medical - Hospital	506	2,051,162	4,054	900,313	0.44	961,458	0.47	
Wakamow Manor	XXXX	102	Medical - Hospital	5,446	15,542,038	2,854	6,888,231	0.44	7,046,455	0.45	
<b>Subtotal for Building</b>				<b>6,556</b>	<b>20,474,425</b>	<b>3,123</b>	<b>9,344,303</b>	<b>0.46</b>	<b>9,563,671</b>	<b>0.47</b>	
<b>Campus Name: NEW - McNiven Manor</b>					<b>20,474,425</b>		<b>9,344,303</b>	<b>0.46</b>	<b>9,563,671</b>	<b>0.47</b>	



Reporting Currency: CAD

Adjustment Factor: 0%

Region Name: Phase 2 - Five Hills Health Region

Campus Name: Pioneer Lodge / Pioneer Village

Asset	Number	Age	Use	Size	Replacement Value	Cost/ Unit	FCI Cost	FCI	RI Cost	RI	Asset Primary Photo
<b>Asset Type: Building</b>											
Pioneer Lodge	PL	48	Long Term Care	4,160	16,347,162	3,930	6,281,286	0.38	6,407,656	0.39	
Pioneer Village A Block	PV/A	58	Rental Housing	335	835,333	2,494	307,443	0.37	313,299	0.38	
Pioneer Village B Block	PV/B	58	Rental Housing	362	1,132,854	3,129	337,702	0.30	340,738	0.30	
Pioneer Village C Block	PV/C	58	Rental Housing	362	1,045,037	2,887	327,399	0.31	330,435	0.32	
Pioneer Village Center	PV/CEN	48	Rental Housing	1,204	2,632,425	2,186	1,109,416	0.42	1,116,159	0.42	

Asset	Number	Age	Use	Size	Replacement Value	Cost/Unit	FCI Cost	FCI	RI Cost	RI	Asset Primary Photo
Pioneer Village D Block	PV/D	58	Rental Housing	335	866,147	2,586	307,443	0.35	313,299	0.36	
Pioneer Village Southeast	PV/SE	48	Rental Housing	892	2,300,469	2,579	1,116,635	0.49	1,117,141	0.49	
<b>Subtotal for Building</b>				<b>7,650</b>	<b>25,159,428</b>	<b>3,289</b>	<b>9,787,326</b>	<b>0.39</b>	<b>9,938,726</b>	<b>0.40</b>	
<b>Campus Name: Pioneer Lodge / Pioneer Village</b>					<b>25,159,428</b>		<b>9,787,326</b>	<b>0.39</b>	<b>9,938,726</b>	<b>0.40</b>	




*Asset List Report  
By Name*

Reporting Currency: CAD

Adjustment Factor: 0%

Region Name: Phase 2 - Five Hills Health Region

Campus Name: Providence Place

Asset	Number	Age	Use	Size	Replacement Value	Cost/Unit	FCI Cost	FCI	RI Cost	RI	Asset Primary Photo
<b>Asset Type: Building</b>											
Providence Place	PP	19	Long Term Care	19,826	86,198,614	4,348	4,860,658	0.06	4,860,658	0.06	
<b>Subtotal for Building</b>				<b>19,826</b>	<b>86,198,614</b>	<b>4,348</b>	<b>4,860,658</b>	<b>0.06</b>	<b>4,860,658</b>	<b>0.06</b>	
<b>Campus Name: Providence Place</b>					<b>86,198,614</b>		<b>4,860,658</b>	<b>0.06</b>	<b>4,860,658</b>	<b>0.06</b>	




*Asset List Report  
By Name*

Reporting Currency: CAD

Adjustment Factor: 0%

Region Name: Phase 2 - Five Hills Health Region

Campus Name: Ross Payant Centennial Home

Asset	Number	Age	Use	Size	Replacement Value	Cost/Unit	FCI Cost	FCI	RI Cost	RI	Asset Primary Photo
<b>Asset Type: Building</b>											
Ross Payant Centennial Home	RPCH	47	Long Term Care	2,759	10,640,632	3,857	4,452,272	0.42	4,568,964	0.43	
<b>Subtotal for Building</b>				<b>2,759</b>	<b>10,640,632</b>	<b>3,857</b>	<b>4,452,272</b>	<b>0.42</b>	<b>4,568,964</b>	<b>0.43</b>	
<b>Campus Name: Ross Payant Centennial Home</b>							<b>4,452,272</b>	<b>0.42</b>	<b>4,568,964</b>	<b>0.43</b>	




*Asset List Report  
By Name*

Reporting Currency: CAD

Adjustment Factor: 0%

Region Name: Phase 2 - Five Hills Health Region

Campus Name: St. Joseph's Hospital

Asset	Number	Age	Use	Size	Replacement Value	Cost/Unit	FCI Cost	FCI	RI Cost	RI	Asset Primary Photo
<b>Asset Type: Building</b>											
St. Joseph's Hospital	SJH	19	Long Term Care	5,389	23,654,415	4,389	3,055,426	0.13	3,197,148	0.14	
<b>Subtotal for Building</b>				<b>5,389</b>	<b>23,654,415</b>	<b>4,389</b>	<b>3,055,426</b>	<b>0.13</b>	<b>3,197,148</b>	<b>0.14</b>	
<b>Campus Name: St. Joseph's Hospital</b>					<b>23,654,415</b>		<b>3,055,426</b>	<b>0.13</b>	<b>3,197,148</b>	<b>0.14</b>	
<b>Region Name: Phase 2 - Five Hills Health Region</b>					<b>327,581,275</b>		<b>89,691,639</b>	<b>0.27</b>	<b>91,410,283</b>	<b>0.28</b>	
<b>Summary</b>					<b>327,581,275</b>		<b>89,691,639</b>	<b>0.27</b>	<b>91,410,283</b>	<b>0.28</b>	