

# Report for Government of Saskatchewan Cannabis Survey

## Response Counts

Completion Rate:

100%

Complete

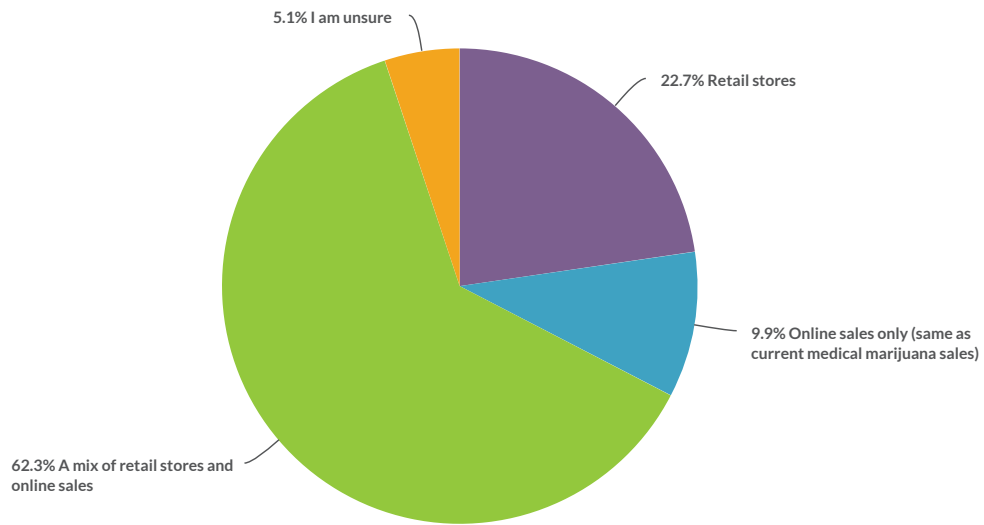
26,199

---

**Totals: 26,199**

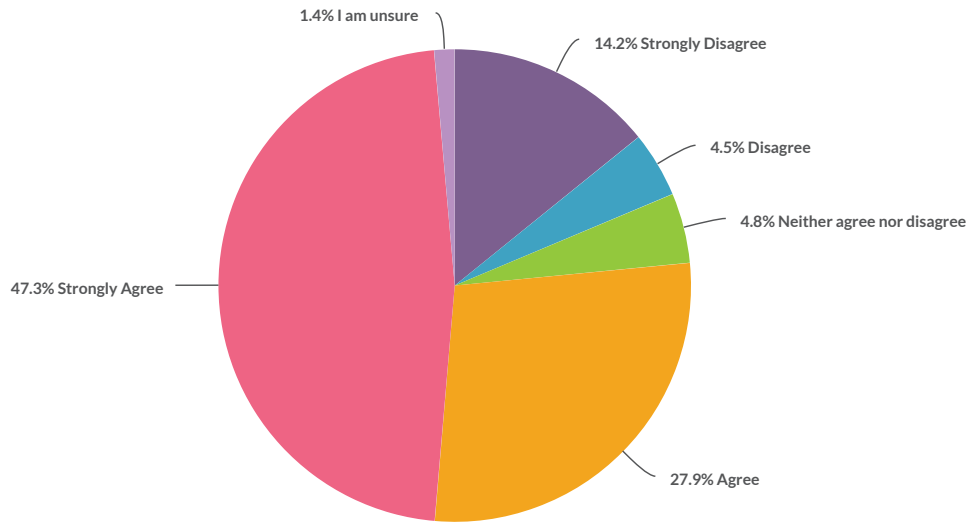
---

1. How should cannabis be made available for purchase in Saskatchewan?



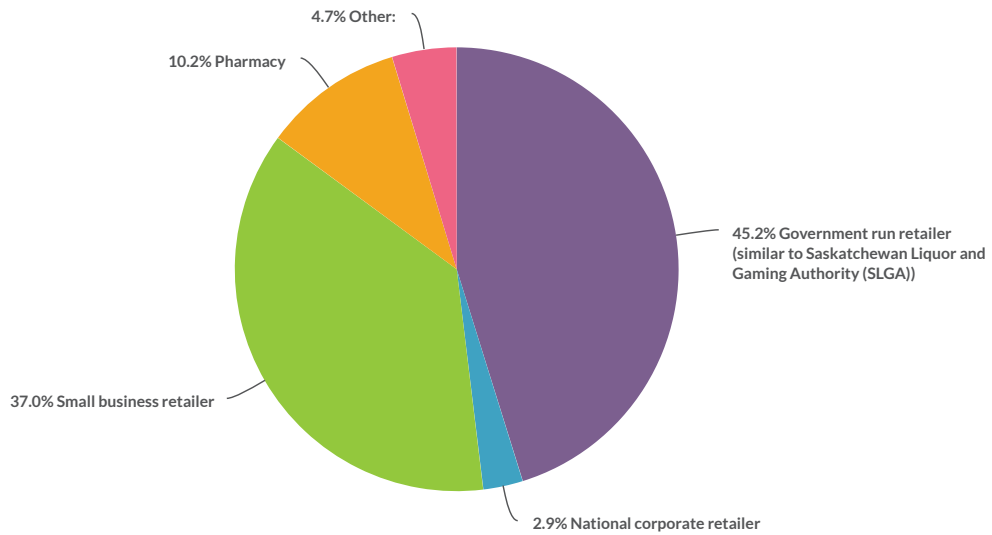
Value	Percent	Responses
Retail stores	22.7%	5,867
Online sales only (same as current medical marijuana sales)	9.9%	2,564
A mix of retail stores and online sales	62.3%	16,118
I am unsure	5.1%	1,327
		<b>Totals: 25,876</b>

2. Saskatchewan should allow walk-in retail locations to sell cannabis:



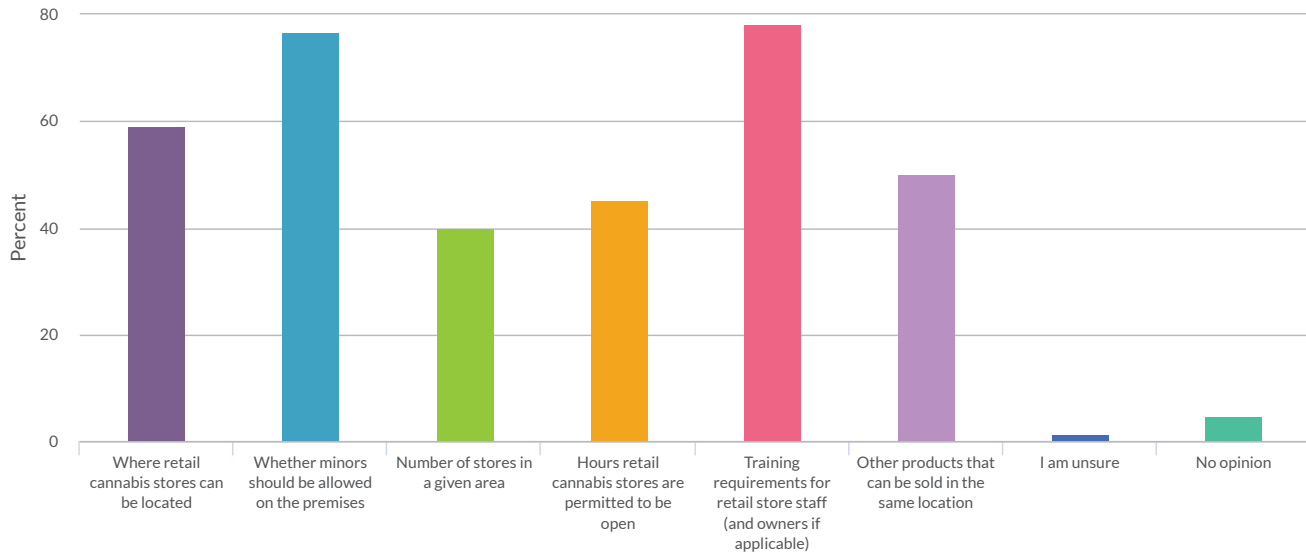
Value	Percent	Responses
Strongly Disagree	14.2%	3,684
Disagree	4.5%	1,164
Neither agree nor disagree	4.8%	1,246
Agree	27.9%	7,266
Strongly Agree	47.3%	12,308
I am unsure	1.4%	360
		<b>Totals: 26,028</b>

3. If retail stores are considered, who should sell retail cannabis:



Value	Percent	Responses
Government run retailer (similar to Saskatchewan Liquor and Gaming Authority (SLGA))	45.2%	11,774
National corporate retailer	2.9%	752
Small business retailer	37.0%	9,642
Pharmacy	10.2%	2,668
<a href="#">Other: (click to view)</a>	4.7%	1,212
		<b>Totals: 26,048</b>

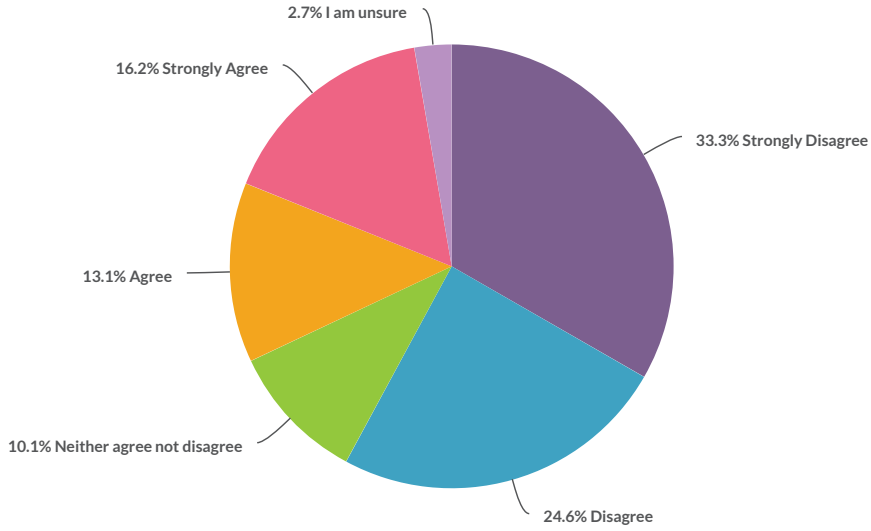
4. Please indicate what requirements should be considered in developing rules and regulations for cannabis retailers (check all that apply):



Value	Percent	Responses
Where retail cannabis stores can be located	58.9%	15,273
Whether minors should be allowed on the premises	76.9%	19,925
Number of stores in a given area	39.8%	10,322
Hours retail cannabis stores are permitted to be open	45.2%	11,725
Training requirements for retail store staff (and owners if applicable)	78.0%	20,217
Other products that can be sold in the same location	50.1%	12,989
I am unsure	1.3%	347

Value	Percent	Responses
No opinion	4.5%	1,169

5. Municipalities should be given the option to pass bylaws to more strictly regulate cannabis:



Value	Percent	Responses
Strongly Disagree	33.3%	8,675
Disagree	24.6%	6,402
Neither agree nor disagree	10.1%	2,636

Value	Percent	Responses
Agree	13.1%	3,406
Strongly Agree	16.2%	4,208
I am unsure	2.7%	705
		<b>Totals: 26,032</b>

6. Rank the following Government of Saskatchewan priorities in order of importance (1 being the most important priority and 6 being the least important priority):

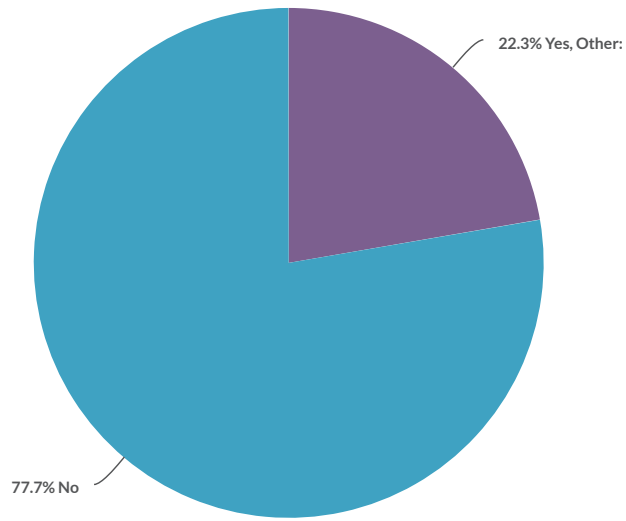
Item	Overall Rank	Rank Distribution	Score	No. of Rankings
Prohibit minors	1		129,139	24,950
Location - not near schools or anywhere youth and young children frequent	2		106,883	24,863
Security requirements	3		100,364	24,885
Accessibility of retail outlets	4		77,539	24,810
Hours of operation	5		57,326	24,594
Market saturation	6		54,991	24,946
		Lowest Rank   Highest Rank		

7. Rank the following Government of Saskatchewan priorities in order of importance (1 being the most important priority and 4 being the least important priority):

Item	Overall Rank	Rank Distribution	Score	No. of Rankings
Keeping cannabis out of the hands of children and youth	1		81,160	25,275
Promoting safety on roads, in workplaces, and in public spaces	2		69,493	25,528
Protecting public health	3		56,492	25,119
Limiting the illegal cannabis market	4		46,785	25,064
		Lowest Rank   Highest Rank		

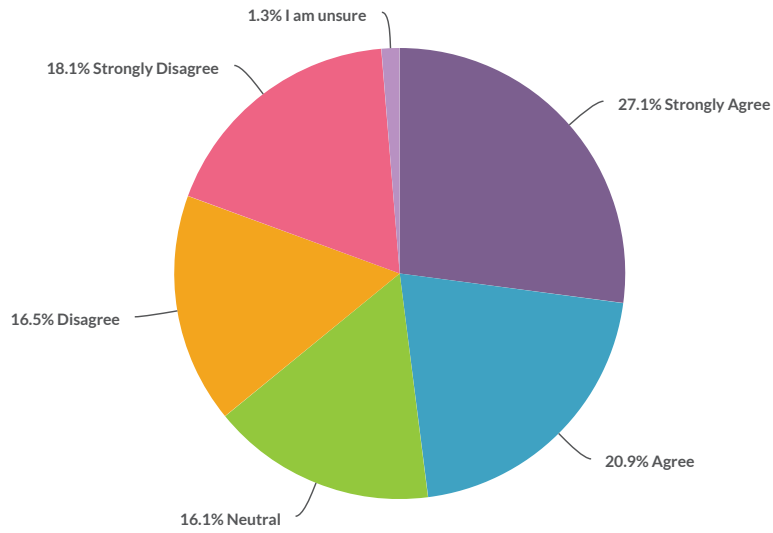
8. Are there other priorities you feel are important that have not been listed in the previous question?





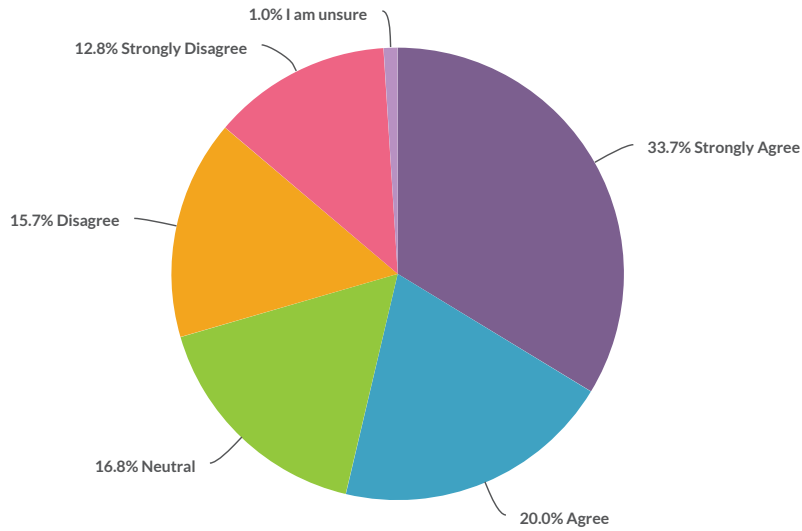
Value	Percent	Responses
<a href="#">Yes, Other: (click to view)</a>	22.3%	5,657
No	77.7%	19,717
		<b>Totals: 25,374</b>

9. Do you think there should be restrictions on the amount of cannabis a person can purchase?



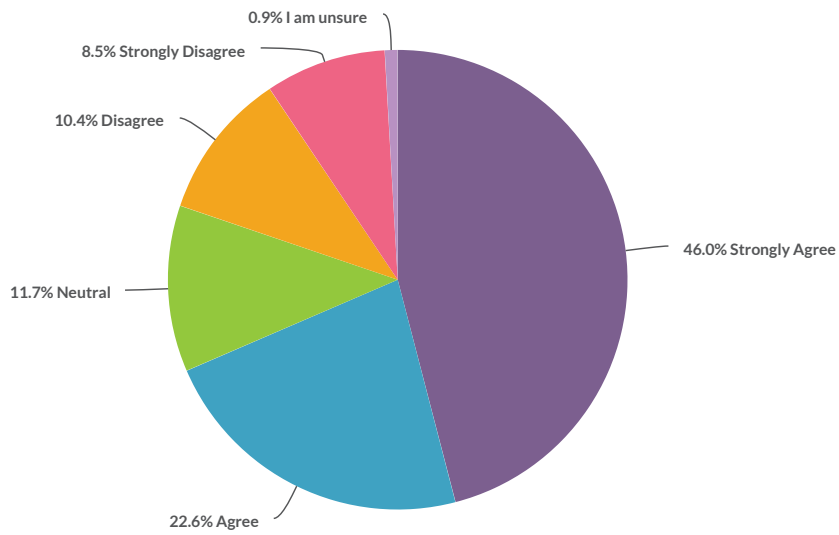
Value	Percent	Responses
Strongly Agree	27.1%	7,050
Agree	20.9%	5,427
Neutral	16.1%	4,197
Disagree	16.5%	4,285
Strongly Disagree	18.1%	4,696
I am unsure	1.3%	348
		<b>Totals: 26,003</b>

10. Do you feel cannabis consumption should be prohibited in public spaces?



Value	Percent	Responses
Strongly Agree	33.7%	8,776
Agree	20.0%	5,205
Neutral	16.8%	4,357
Disagree	15.7%	4,086
Strongly Disagree	12.8%	3,318
I am unsure	1.0%	267
		<b>Totals: 26,009</b>

11. Do you feel cannabis consumption should be prohibited in vehicles?

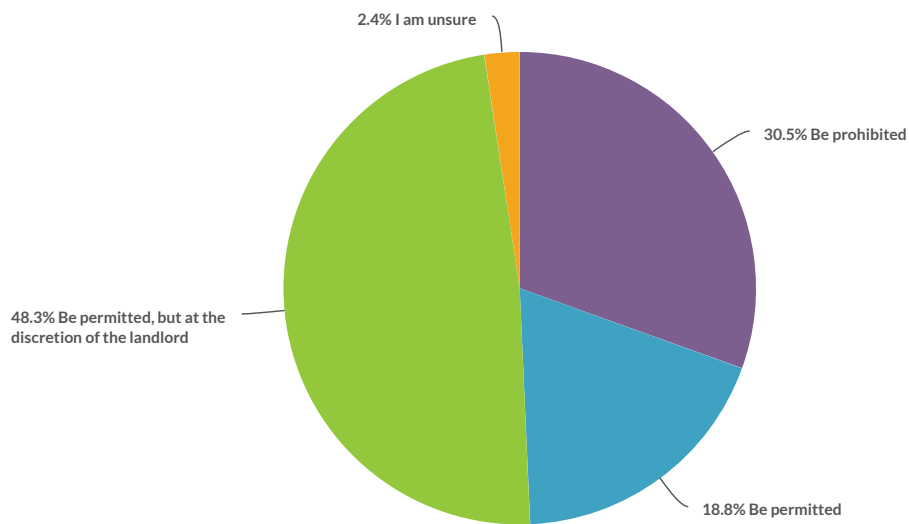


Value	Percent	Responses
Strongly Agree	46.0%	11,964
Agree	22.6%	5,877
Neutral	11.7%	3,050
Disagree	10.4%	2,696
Strongly Disagree	8.5%	2,204
I am unsure	0.9%	230

Totals: 26,021

---

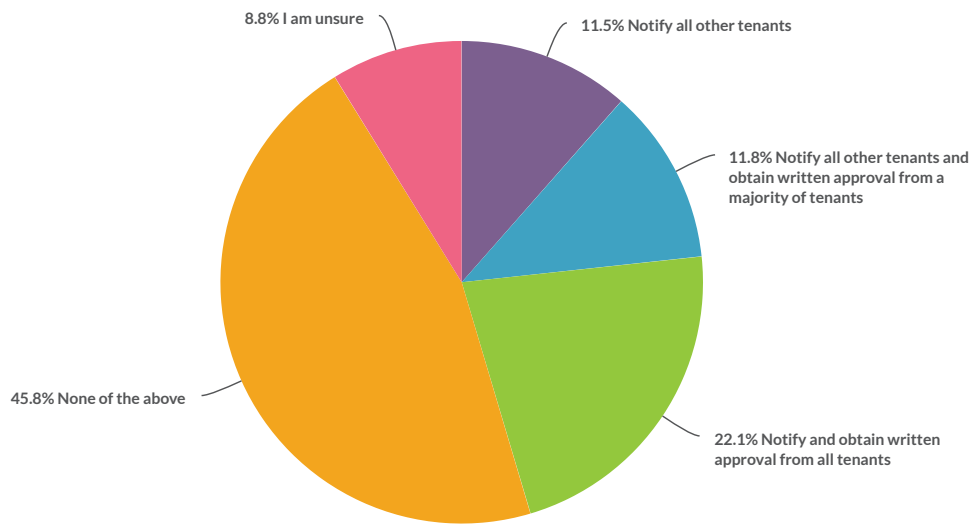
12. Growing cannabis in rental properties should:



Value	Percent	Responses
Be prohibited	30.5%	7,907
Be permitted	18.8%	4,876
Be permitted, but at the discretion of the landlord	48.3%	12,494
I am unsure	2.4%	609
		<b>Totals: 25,886</b>

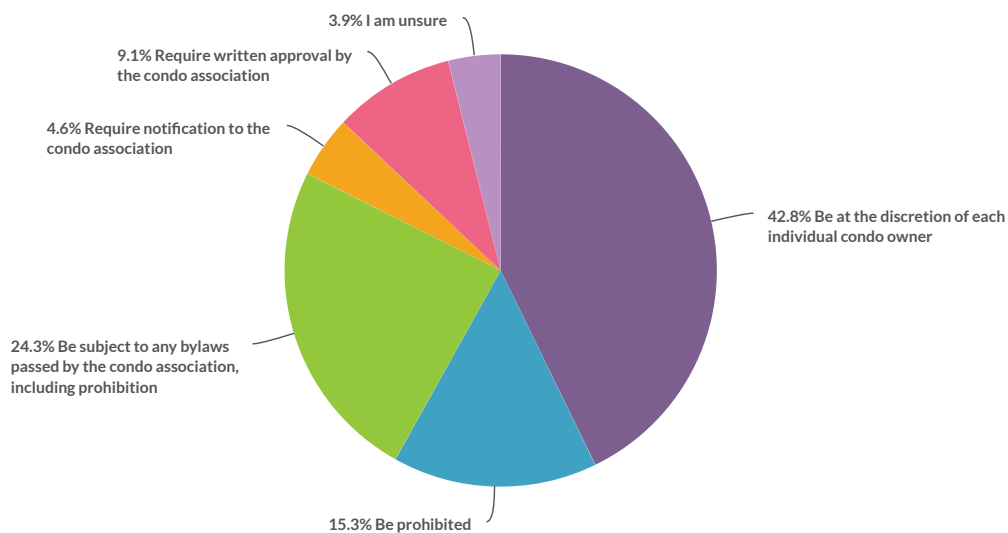
---

13. If growing cannabis in multi-unit rental properties is permitted, the person(s) planning to grow cannabis must:



Value	Percent	Responses
Notify all other tenants	11.5%	2,992
Notify all other tenants and obtain written approval from a majority of tenants	11.8%	3,073
Notify and obtain written approval from all tenants	22.1%	5,763
None of the above	45.8%	11,942
I am unsure	8.8%	2,294
		<b>Totals: 26,064</b>

14. Growing cannabis in condos should:



Value	Percent	Responses
Be at the discretion of each individual condo owner	42.8%	11,154
Be prohibited	15.3%	3,993
Be subject to any bylaws passed by the condo association, including prohibition	24.3%	6,332
Require notification to the condo association	4.6%	1,195
Require written approval by the condo association	9.1%	2,376
I am unsure	3.9%	1,028

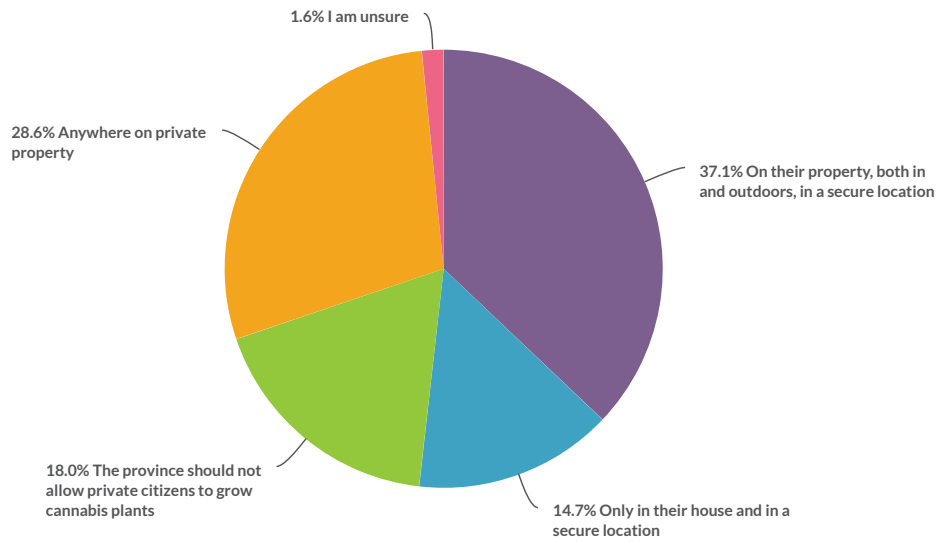
Value

Percent

Responses

Totals: 26,078

15. Where should the province allow private citizens to grow cannabis plants?



Value

Percent

Responses

On their property, both in and outdoors, in a secure location

37.1%

9,691

Only in their house and in a secure location

14.7%

3,834

The province should not allow private citizens to grow cannabis plants

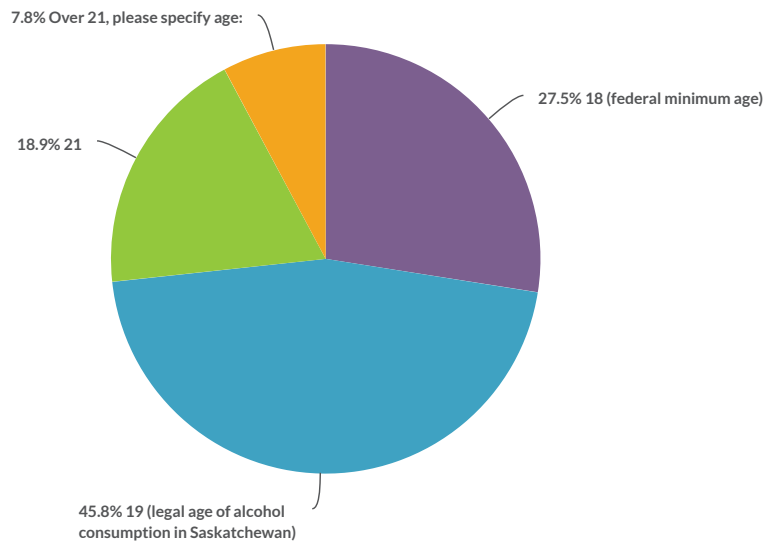
18.0%

4,690



Value	Percent	Responses
Anywhere on private property	28.6%	7,453
I am unsure	1.6%	424
		<b>Totals: 26,092</b>

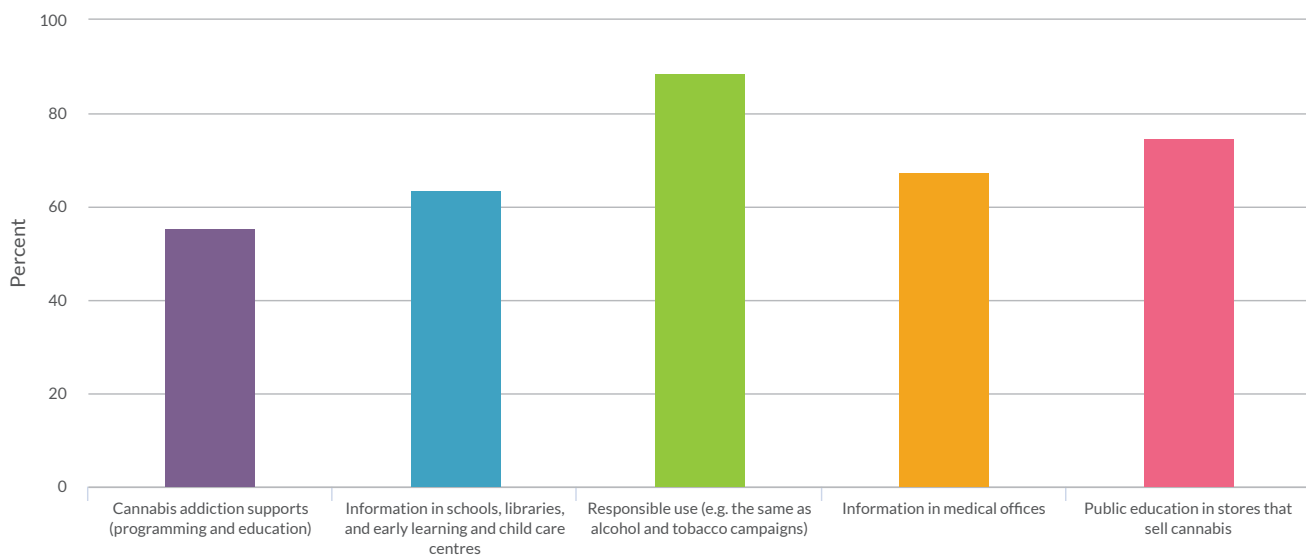
16. What do you think is an appropriate legal age of consumption for cannabis?



Value	Percent	Responses
18 (federal minimum age)	27.5%	7,144

Value	Percent	Responses
19 (legal age of alcohol consumption in Saskatchewan)	45.8%	11,897
21	18.9%	4,913
<a href="#">Over 21, please specify age: (click to view)</a>	7.8%	2,020
		<b>Totals: 25,974</b>

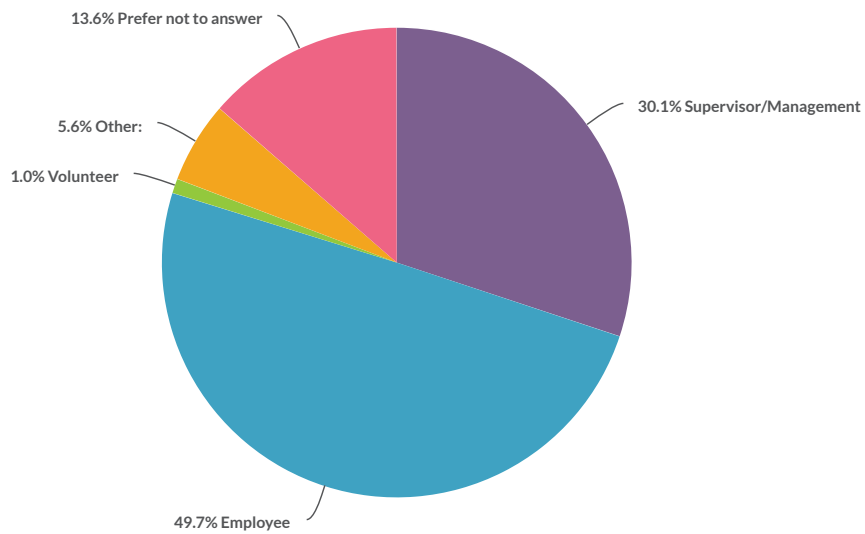
17. Which of the following approaches should be considered to ensure the public has the information they need to make responsible and healthy choices about cannabis use? (Select all that apply.)



Value	Percent	Responses
-------	---------	-----------

Cannabis addiction supports (programming and education)	55.5%	14,401
Information in schools, libraries, and early learning and child care centres	63.7%	16,543
Responsible use (e.g. the same as alcohol and tobacco campaigns)	88.6%	22,998
Information in medical offices	67.3%	17,467
Public education in stores that sell cannabis	74.9%	19,450

18. If you are part of a workplace organization, what position do you currently hold within the organization?



Value

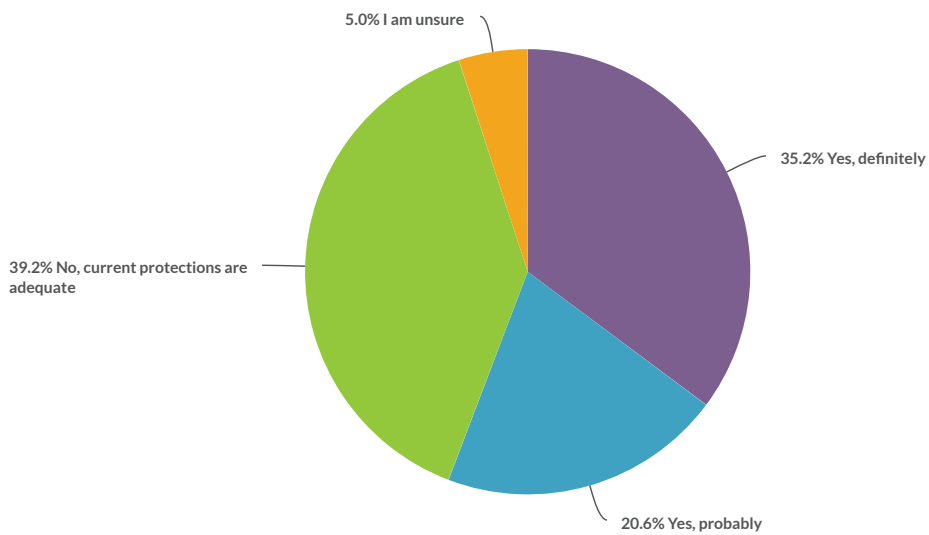
Percent

Responses

Supervisor/Management	30.1%	7,677
Employee	49.7%	12,663
Volunteer	1.0%	262
<a href="#">Other: (click to view)</a>	5.6%	1,424
Prefer not to answer	13.6%	3,460

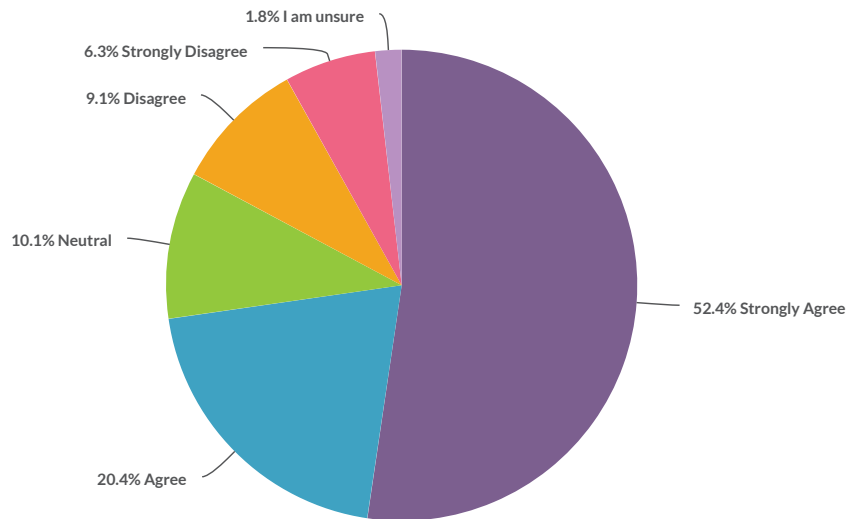
**Totals: 25,486**

19. Does the introduction of legal cannabis require more to be done to keep workers and workplaces safe?



Value	Percent	Responses
Yes, definitely	35.2%	9,187
Yes, probably	20.6%	5,367
No, current protections are adequate	39.2%	10,223
I am unsure	5.0%	1,314
		<b>Totals: 26,091</b>

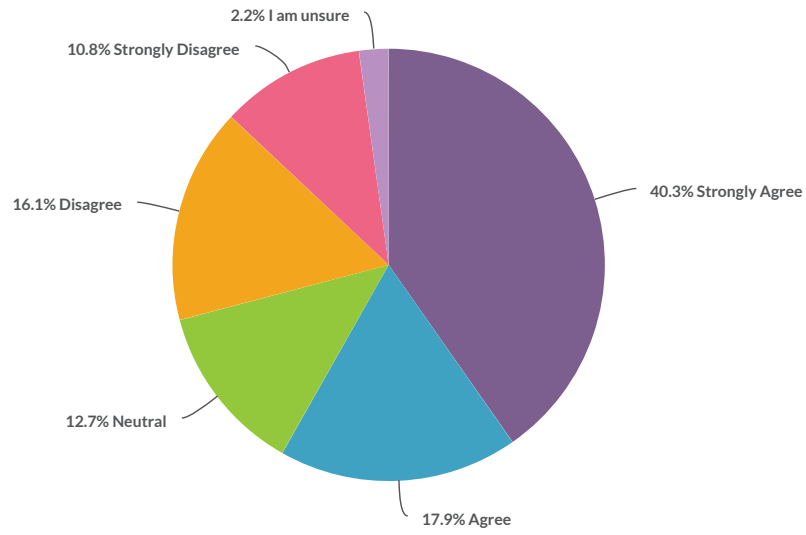
20. Do you believe there should also be zero tolerance for cannabis or other impairing drugs for commercial drivers?



<b>Value</b>	<b>Percent</b>	<b>Responses</b>
Strongly Agree	52.4%	13,539
Agree	20.4%	5,285
Neutral	10.1%	2,602
Disagree	9.1%	2,352
Strongly Disagree	6.3%	1,619
I am unsure	1.8%	458
		<b>Totals: 25,855</b>

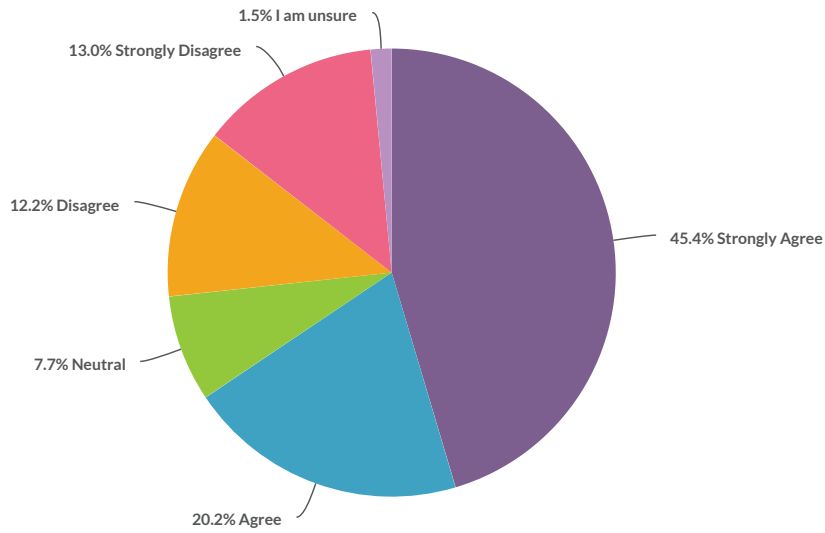
---

21. Do you believe there should also be zero tolerance for cannabis or any other impairing drugs for any drivers, no matter their age or license status?



Value	Percent	Responses
Strongly Agree	40.3%	10,527
Agree	17.9%	4,681
Neutral	12.7%	3,321
Disagree	16.1%	4,202
Strongly Disagree	10.8%	2,812
I am unsure	2.2%	581
		<b>Totals: 26,124</b>

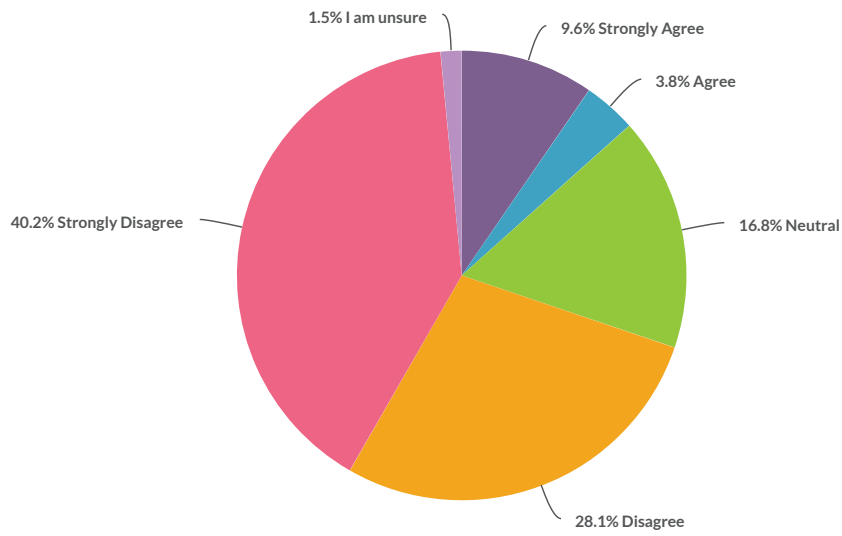
22. Do you believe the same penalties for alcohol-impaired driving including license suspension, fines, and vehicle seizures, should apply to drug-impaired driving?



Value	Percent	Responses
Strongly Agree	45.4%	11,868
Agree	20.2%	5,275
Neutral	7.7%	2,007
Disagree	12.2%	3,195
Strongly Disagree	13.0%	3,388
I am unsure	1.5%	383
		<b>Totals: 26,116</b>



23. Do you believe the penalties for drug-impaired driving should be tougher than alcohol-impaired penalties?



Value	Percent	Responses
Strongly Agree	9.6%	2,515
Agree	3.8%	987
Neutral	16.8%	4,384
Disagree	28.1%	7,352
Strongly Disagree	40.2%	10,514
I am unsure	1.5%	384

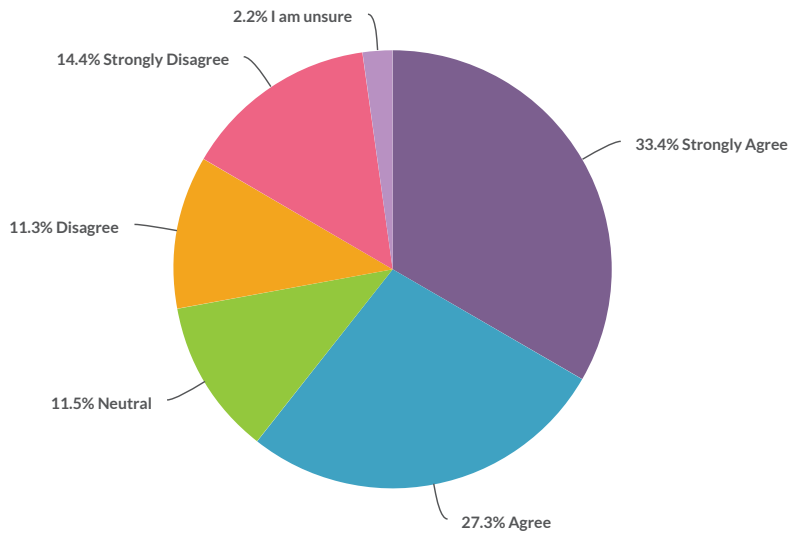
Value

Percent

Responses

Totals: 26,136

24. Should an excise tax be applied to cannabis?



Value

Percent

Responses

Strongly Agree

33.4%

8,628

Agree

27.3%

7,050

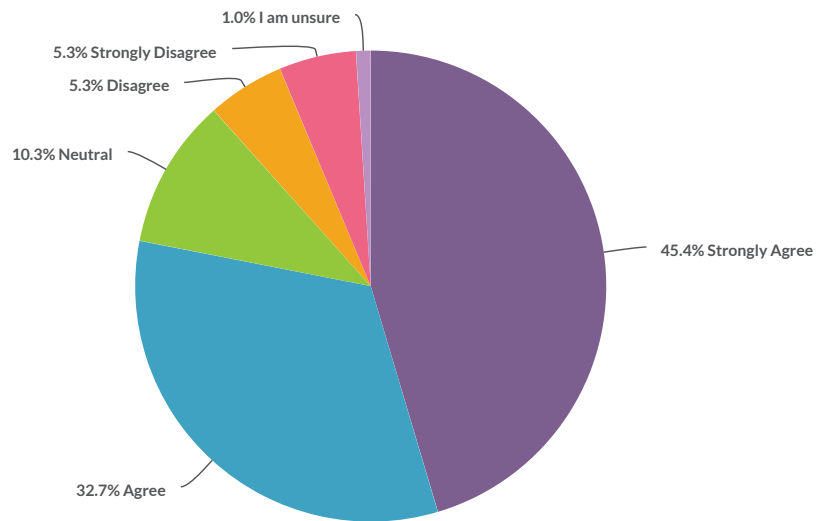
Neutral

11.5%

2,970

Value	Percent	Responses
Disagree	11.3%	2,933
Strongly Disagree	14.4%	3,725
I am unsure	2.2%	563
		<b>Totals: 25,869</b>

25. Should a portion of tax collected from the sale of cannabis be directed to areas such as enforcement, public education, and harm reduction (i.e. treatment); impaired driving prevention; and, mental health and addictions treatment?



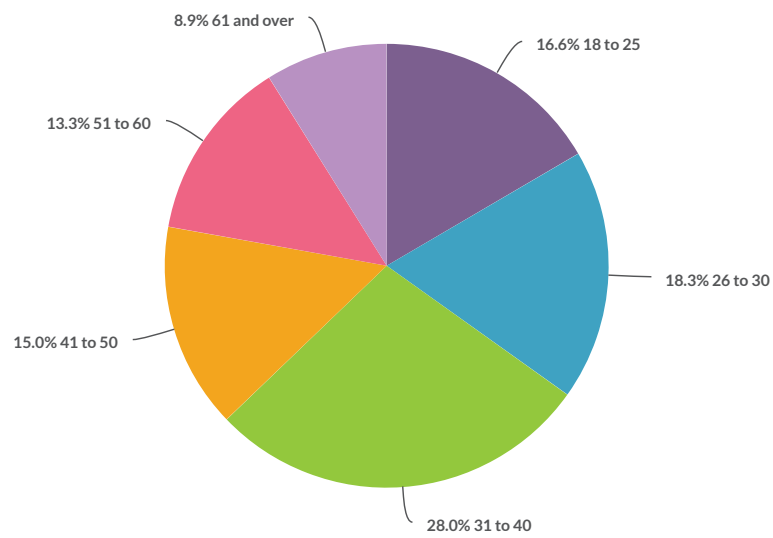
Value	Percent	Responses
-------	---------	-----------

Strongly Agree	45.4%	11,832
Agree	32.7%	8,517
Neutral	10.3%	2,683
Disagree	5.3%	1,372
Strongly Disagree	5.3%	1,383
I am unsure	1.0%	273
		<b>Totals: 26,060</b>

26. How would you prioritize the areas below when considering where to spend tax revenue from the sale of cannabis? (1 being the top priority and 5 being the lowest priority)

Item	Overall Rank	Rank Distribution	Score	No. of Rankings	
Mental health and addictions treatment	1		83,403	22,820	
Public education and prevention of harms	2		82,478	22,532	
Impaired driving prevention	3		74,921	22,095	
Enforcement	4		62,139	21,777	
I do not agree that a portion of tax revenue should be directed to any of these areas	5		38,307	16,270	
		Lowest Rank	Highest Rank		

27. What is your age?



Value	Percent	Responses
18 to 25	16.6%	4,333
26 to 30	18.3%	4,758
31 to 40	28.0%	7,309
41 to 50	15.0%	3,898
51 to 60	13.3%	3,455
61 and over	8.9%	2,309
		<b>Totals: 26,062</b>